

US00D861444S

(12) **United States Design Patent**
Crozier

(10) **Patent No.:** **US D861,444 S**

(45) **Date of Patent:** **** Oct. 1, 2019**

- (54) **OPEN END WRENCH**
- (71) Applicant: **Todd Crozier**, Kirkland, IL (US)
- (72) Inventor: **Todd Crozier**, Kirkland, IL (US)
- (**) Term: **15 Years**
- (21) Appl. No.: **29/624,245**
- (22) Filed: **Oct. 31, 2017**
- (51) **LOC (12) Cl.** **08-05**
- (52) **U.S. Cl.**
USPC **D8/28; D8/27**
- (58) **Field of Classification Search**
USPC D8/17, 21, 27, 28, 29; 81/58, 58.2, 119,
81/124.2, 124.4, 125.1, 186, 121.1
CPC B25B 13/02; B25B 13/08; B25B 13/04;
B25B 13/065; B25B 13/06
See application file for complete search history.

2,687,056 A	8/1954	Foor	
6,089,131 A *	7/2000	Taimiot B25B 13/46 81/186
D433,896 S *	11/2000	Wei D8/28
D441,263 S	5/2001	Hasenberg	
6,237,448 B1 *	5/2001	Haxton B25B 13/04 81/179
D473,436 S	4/2003	Pilatzke	
D484,375 S *	12/2003	Hsieh D8/28
D484,760 S *	1/2004	Hsieh D8/28
D507,946 S *	8/2005	Hsien D8/21
D662,799 S *	7/2012	Hsieh D8/28
D695,581 S *	12/2013	Hsieh D8/28
D713,225 S *	9/2014	Chang D8/28

* cited by examiner

Primary Examiner — Randall H Gholson

(57) **CLAIM**

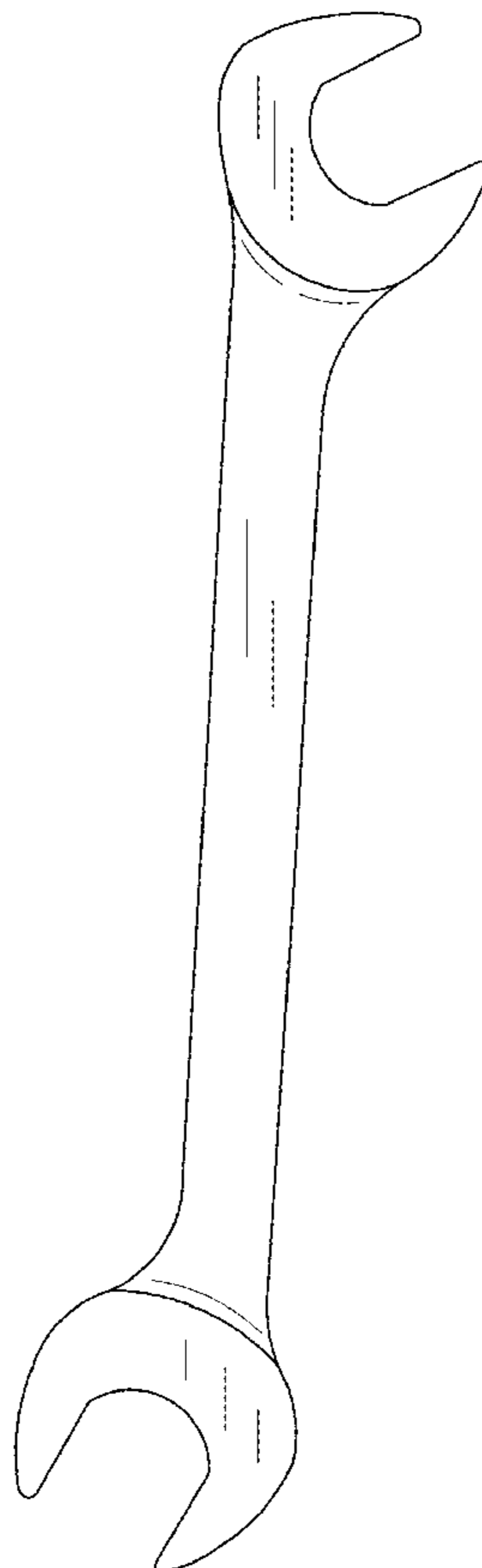
I claim the ornamental design for a open end wrench, as shown and described.

DESCRIPTION

- FIG. 1 is a front view of the open end wrench.
- FIG. 2 is a left side view of the claimed design.
- FIG. 3 is a right side view of the claimed design.
- FIG. 4 is a top view of the claimed design.
- FIG. 5 is a bottom view of the claimed design; and,
- FIG. 6 is a perspective view of the claimed design.

1 Claim, 4 Drawing Sheets

- (56) **References Cited**
U.S. PATENT DOCUMENTS
- D14,756 S 2/1884 Greene
- 463,044 A 11/1891 Hammagk
- 1,138,572 A 5/1915 Kaylor
- D47,977 S 10/1915 White
- 1,802,832 A 4/1931 Arthur



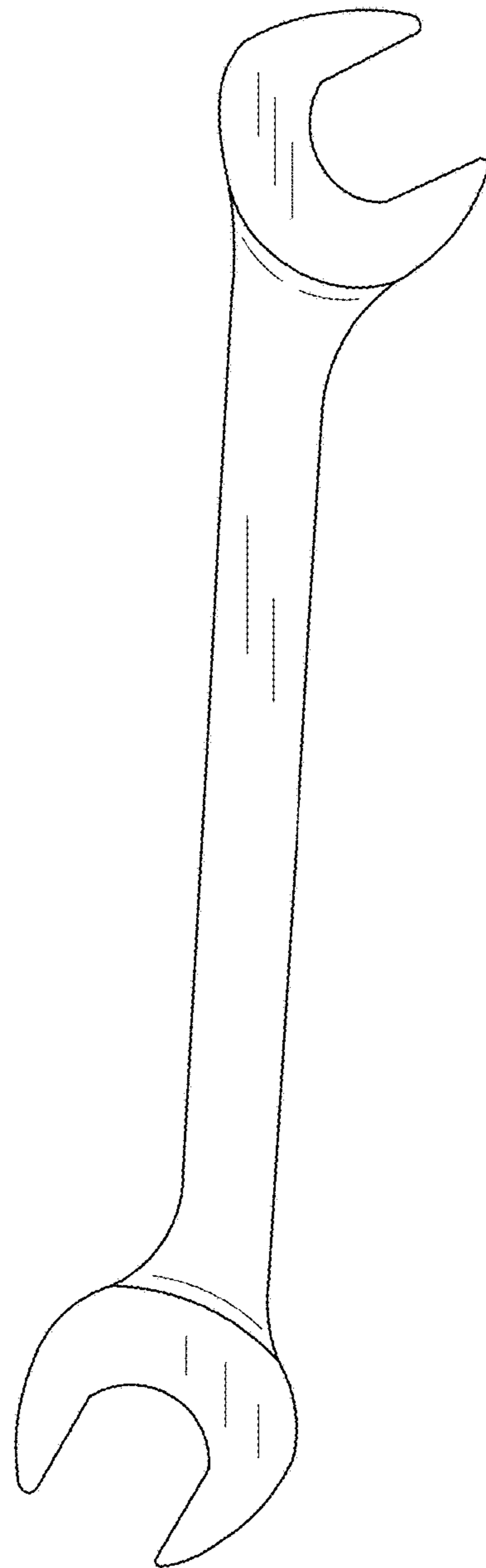


FIG. 1

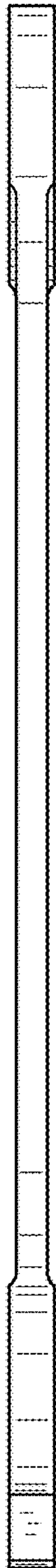


FIG. 2




FIG. 3




FIG. 4



FIG. 5

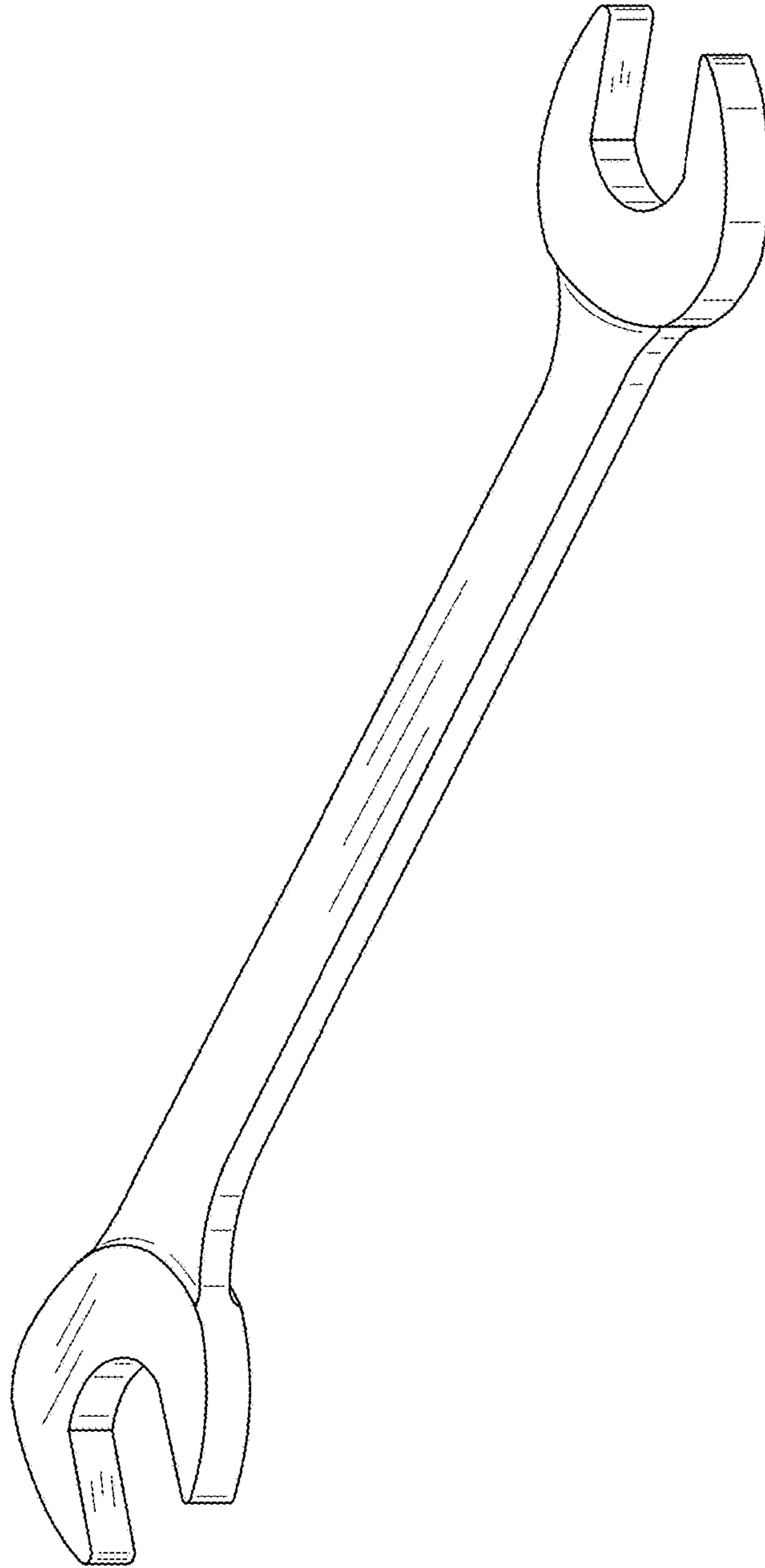


FIG. 6