



US00D861434S

(12) **United States Design Patent** (10) **Patent No.:** **US D861,434 S**
Breault (45) **Date of Patent:** **** *Oct. 1, 2019**

(54) **BEVERAGE FLAVOR CARTRIDGE**

(71) Applicant: **Michael Breault**, Redlands, CA (US)

(72) Inventor: **Michael Breault**, Redlands, CA (US)

(*) Notice: This patent is subject to a terminal disclaimer.

(**) Term: **14 Years**

(21) Appl. No.: **29/477,013**

(22) Filed: **Dec. 18, 2013**

(51) **LOC (12) Cl.** **07-01**

(52) **U.S. Cl.**
USPC **D7/510**

(58) **Field of Classification Search**
USPC D1/100-130, 199; D7/510, 523;
D9/500-503, 529; 426/94, 104, 134, 138,
426/143, 275, 277, 279, 281-284, 292,
426/295, 391, 496, 514, 566, 572, 660,
426/92; 249/92; D8/83; D21/487, 568
CPC A23L 1/0067; A23L 1/217; A23G 9/26;
A23G 9/48

See application file for complete search history.

(56) **References Cited**

U.S. PATENT DOCUMENTS

4,008,832	A	2/1977	Rodth	
4,306,667	A	12/1981	Sedam et al.	
4,676,401	A	6/1987	Fox et al.	
5,097,989	A	3/1992	Nakayama et al.	
D372,738	S *	8/1996	Akerlind	D1/199
D412,087	S *	7/1999	Spencer	D7/510
D455,782	S *	4/2002	Singh	D19/162
D512,313	S *	12/2005	Liu	D9/502
D538,657	S *	3/2007	Webb	D9/500
D539,608	S *	4/2007	Lapsker	D7/510
D540,119	S *	4/2007	Lapsker	D7/510
D542,540	S *	5/2007	Hollaren	D4/103

D572,081	S *	7/2008	Woolf	D7/509
D609,527	S *	2/2010	Roehrig	D24/197
7,950,549	B1 *	5/2011	Harris	A21C 15/005 222/325
D663,208	S *	7/2012	Jenkins	D9/503
D697,412	S *	1/2014	Jenkins	D9/445
D698,650	S *	2/2014	Marchant	D9/503
D703,538	S *	4/2014	Paredes	D9/500
D729,582	S *	5/2015	Lapsker	D7/510
D733,834	S *	7/2015	Burczynski	D22/115
D734,989	S *	7/2015	Lapsker	D7/523
2014/0123989	A1 *	5/2014	LaMothe	A24F 47/008 131/328

FOREIGN PATENT DOCUMENTS

WO WO 00-09437 A2 2/2000

* cited by examiner

Primary Examiner — Katie Jane Stofko

(74) *Attorney, Agent, or Firm* — Kirk A. Buhler; Buhler & Associates Patenting

(57) **CLAIM**

The ornamental design of a beverage flavor cartridge, as shown and described.

DESCRIPTION

FIG. 1 is a perspective view of a beverage flavor cartridge. FIG. 2 is a front view of the beverage flavor cartridge. FIG. 3 is a back view of the beverage flavor cartridge. FIG. 4 is a left-side view of the beverage flavor cartridge. FIG. 5 is a right-side view of the beverage flavor cartridge. FIG. 6 is a top view of the beverage flavor cartridge. FIG. 7 is a bottom view of the beverage flavor cartridge; and, FIG. 8 is an environmental view of the beverage flavor cartridge.

The broken lines shown in the drawings illustrate portions of the beverage flavor cartridge that form no part of the claimed design.

1 Claim, 4 Drawing Sheets





FIG. 1

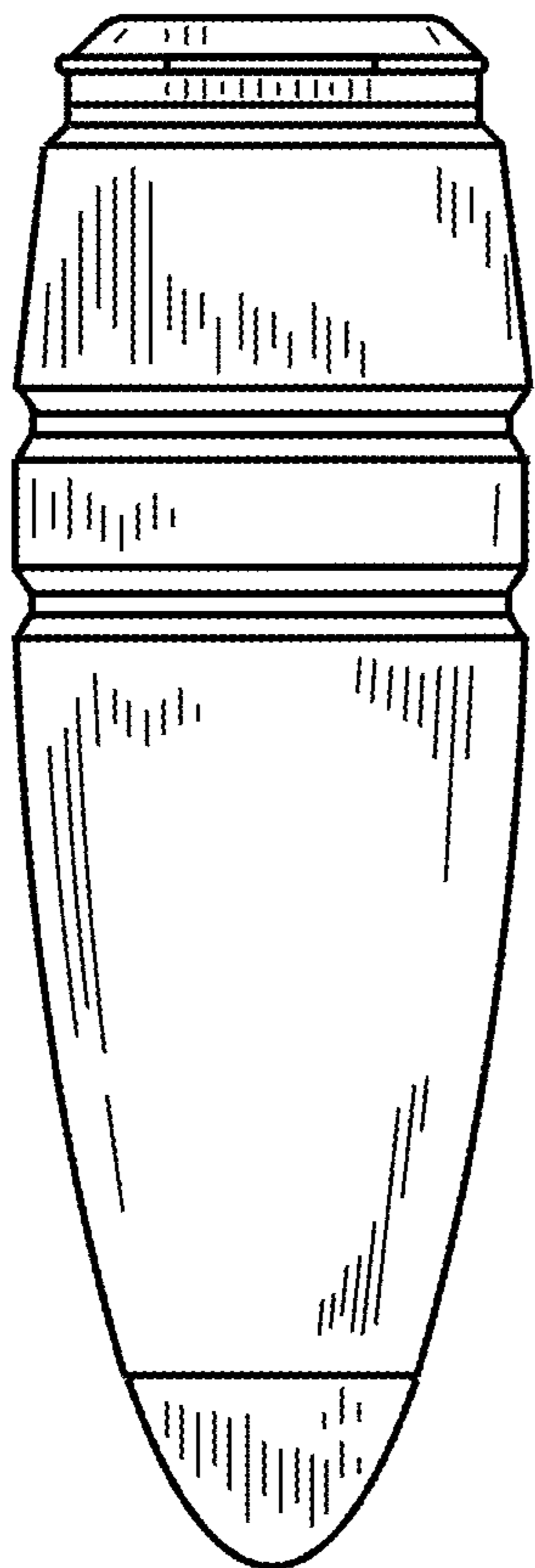


FIG. 2

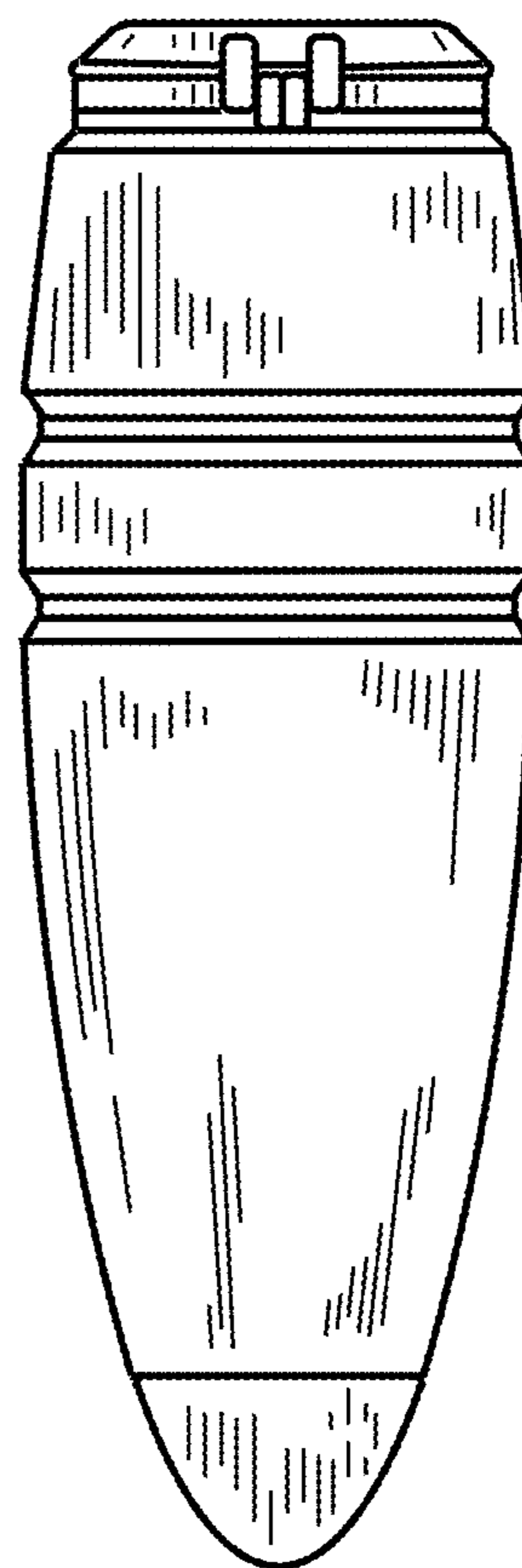


FIG. 3

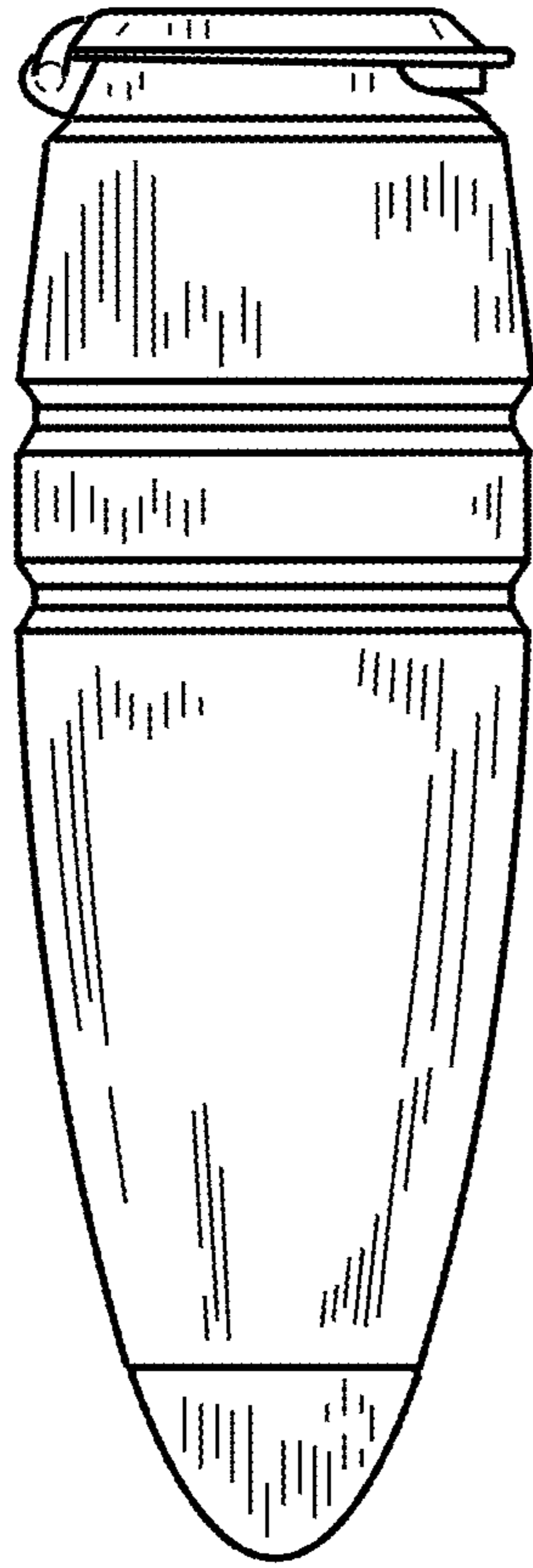


FIG. 4

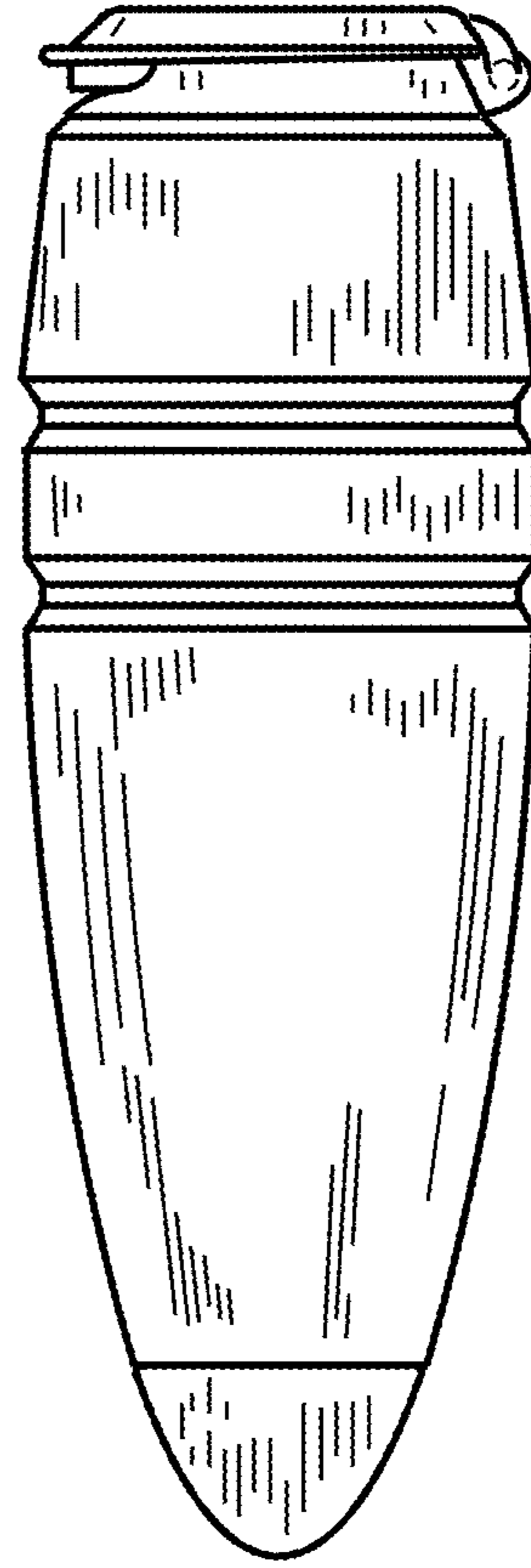


FIG. 5




FIG. 6




FIG. 7

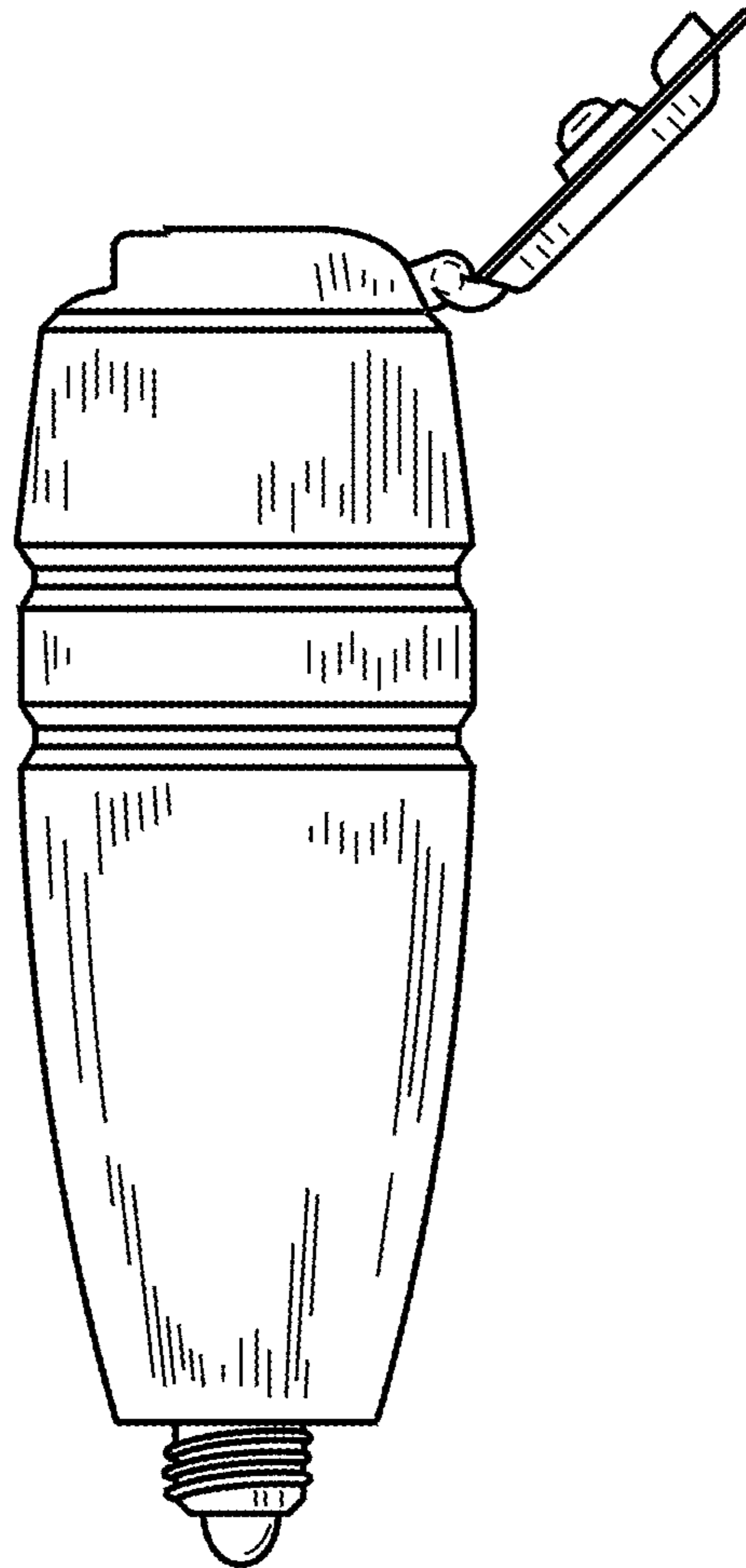


FIG. 8