



US00D861399S

(12) **United States Design Patent** (10) **Patent No.:** **US D861,399 S**
Vuong (45) **Date of Patent:** **** Oct. 1, 2019**

(54) **DISPLAY STAND**

(71) Applicant: **Hai Vuong**, Swedesboro, NJ (US)

(72) Inventor: **Hai Vuong**, Swedesboro, NJ (US)

(**) Term: **15 Years**

(21) Appl. No.: **29/636,662**

(22) Filed: **Feb. 9, 2018**

(51) **LOC (12) Cl.** **06-06**

(52) **U.S. Cl.**
USPC **D6/682.1**

(58) **Field of Classification Search**
USPC ... D6/672, 675, 678, 682, 682.1, 691, 691.3
CPC .. A47F 5/00; A47F 5/0018; A47F 7/00; A47F
7/0057; A47F 5/0043

See application file for complete search history.

(56) **References Cited**

U.S. PATENT DOCUMENTS

D105,450 S *	7/1937	Clifton	D30/130
3,009,172 A *	11/1961	Eidam	A47G 9/10 5/632
D315,974 S *	4/1991	Steiner	D30/131
D322,370 S *	12/1991	Cross	D10/74
D400,736 S *	11/1998	Churchville	D7/701
D414,303 S *	9/1999	Sharon	D30/130
D452,404 S *	12/2001	Cameron	D6/601
D563,717 S *	3/2008	Rapaz	D7/354
D592,814 S *	5/2009	Uffner	D30/130
D594,250 S *	6/2009	Hirosawa	A42B 3/006 D6/682.1
D599,151 S *	9/2009	Wilson	D6/601
D662,674 S *	6/2012	Tsengas	D30/130
D690,138 S *	9/2013	Kikkert	D6/672
D708,270 S *	7/2014	Heirakuji	D20/43
D710,550 S *	8/2014	Elliott	D30/133
D731,273 S *	6/2015	McPeak Ford	D8/402

D759,795 S *	6/2016	LeTourneau	D23/284
D789,373 S *	6/2017	King	D14/413
D808,754 S *	1/2018	Brouillac	D8/42
D837,876 S *	1/2019	Lyons	D18/4.5
D839,627 S *	2/2019	Watson	D6/526
D845,684 S *	4/2019	Spielmann	D6/678
2010/0107984 A1 *	5/2010	Uffner	A01K 5/0114 119/61.5

* cited by examiner

Primary Examiner — Kelley A Donnelly

(74) *Attorney, Agent, or Firm* — Stuart M. Goldstein

(57) **CLAIM**

The ornamental design for a display stand, as shown and described.

DESCRIPTION

FIG. 1 is an isometric top front view of the display stand of the present invention.

FIG. 2 is an isometric top rear view of the display stand of the present invention.

FIG. 3 is an isometric bottom view of the display stand of the present invention.

FIG. 4 is a top view of the display stand of the present invention.

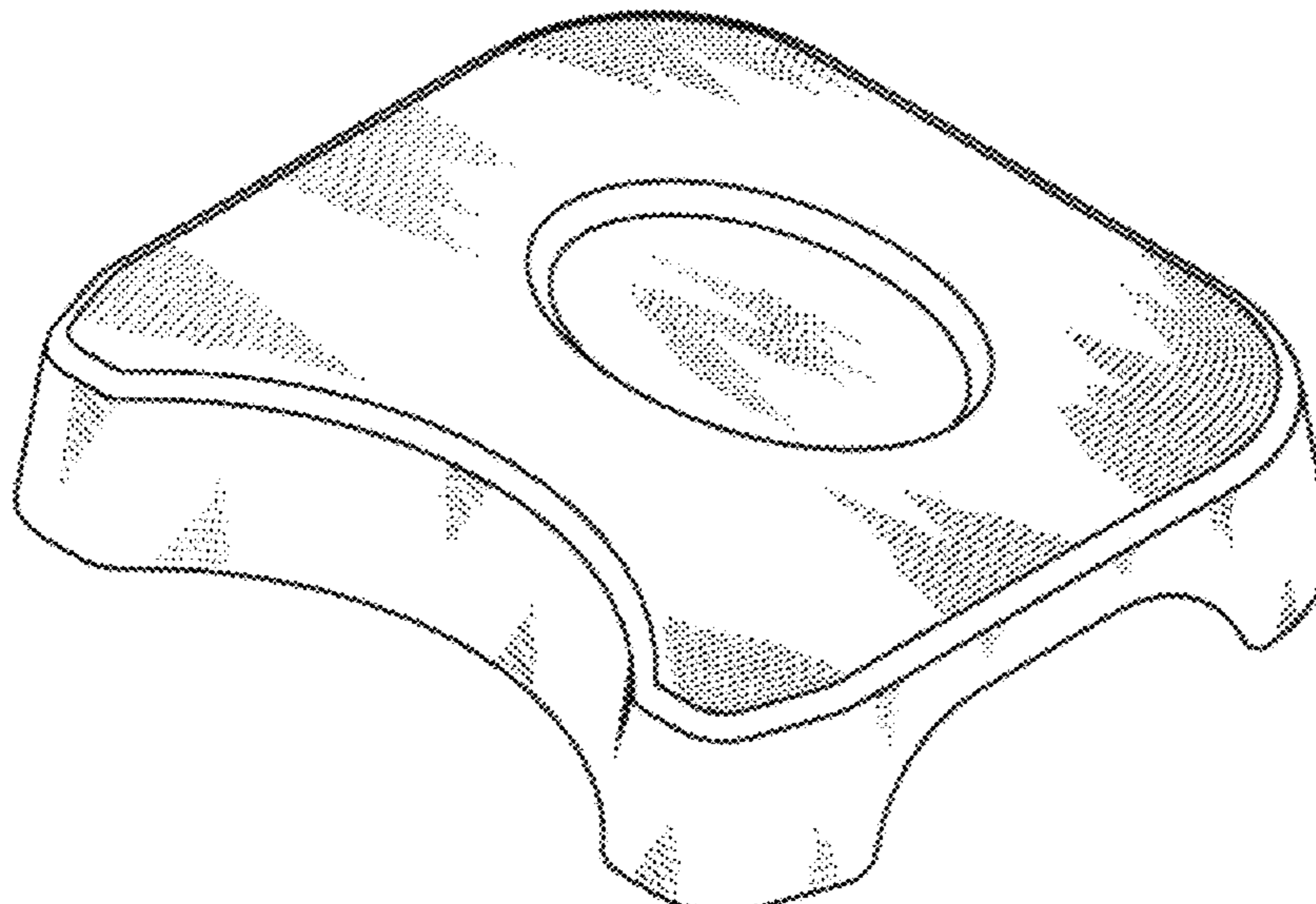
FIG. 5 is a front view of the display stand of the present invention.

FIG. 6 is a rear view of the display stand of the present invention.

FIG. 7 is an elevation view of the display stand of the present invention; and,

FIG. 8 is the opposite elevation view of the display stand of the present invention.

1 Claim, 6 Drawing Sheets



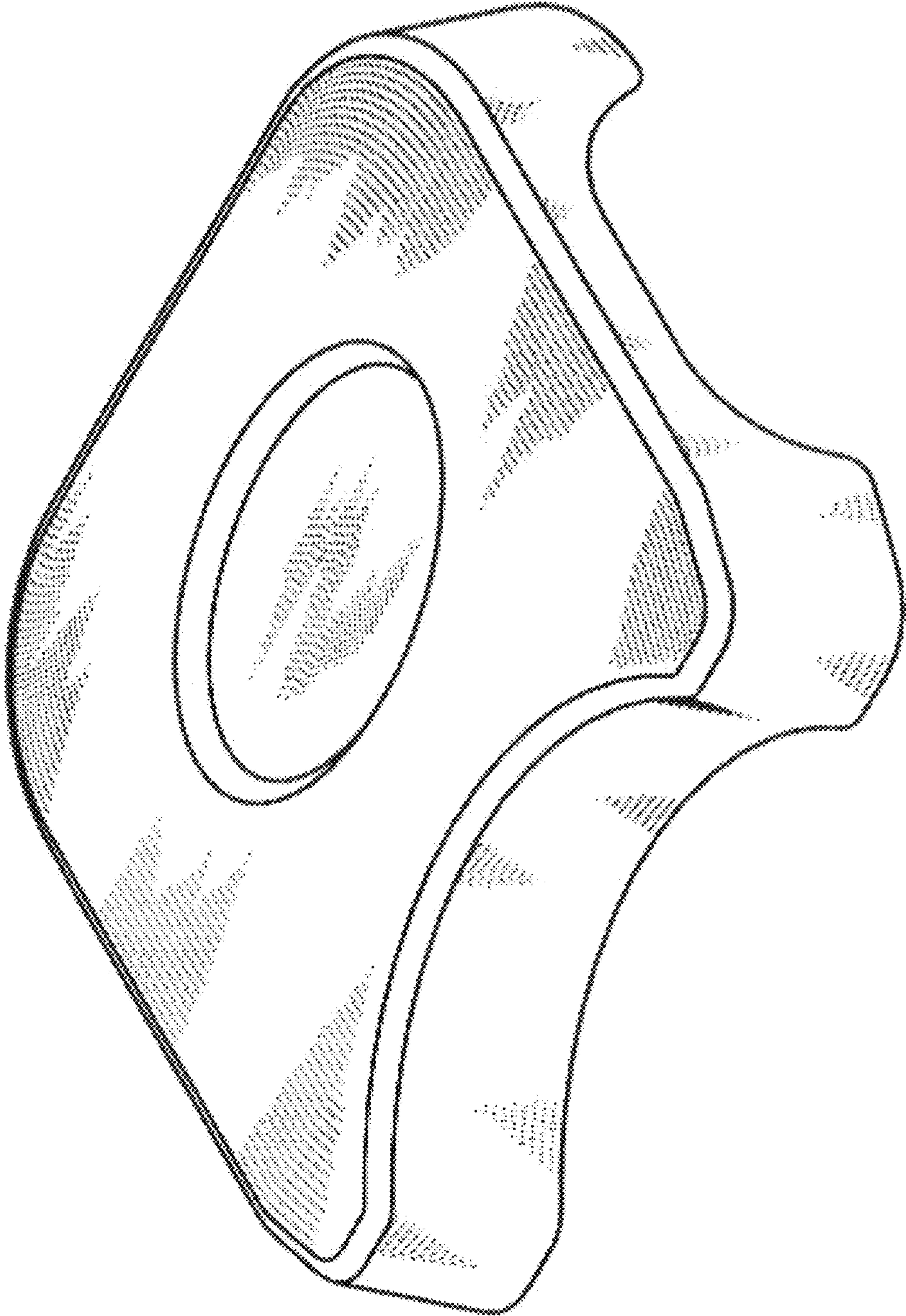


FIG. 1

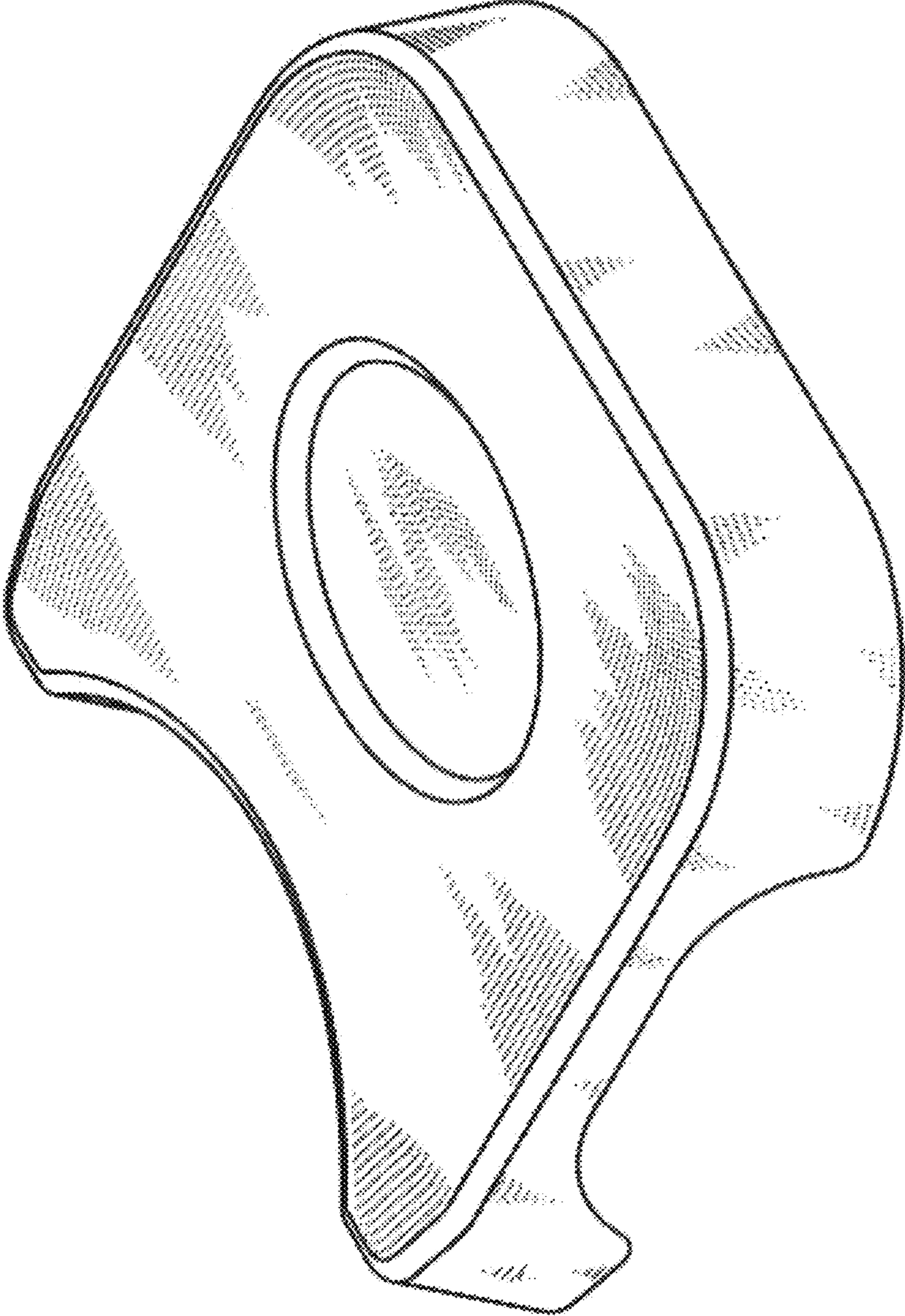


FIG. 2

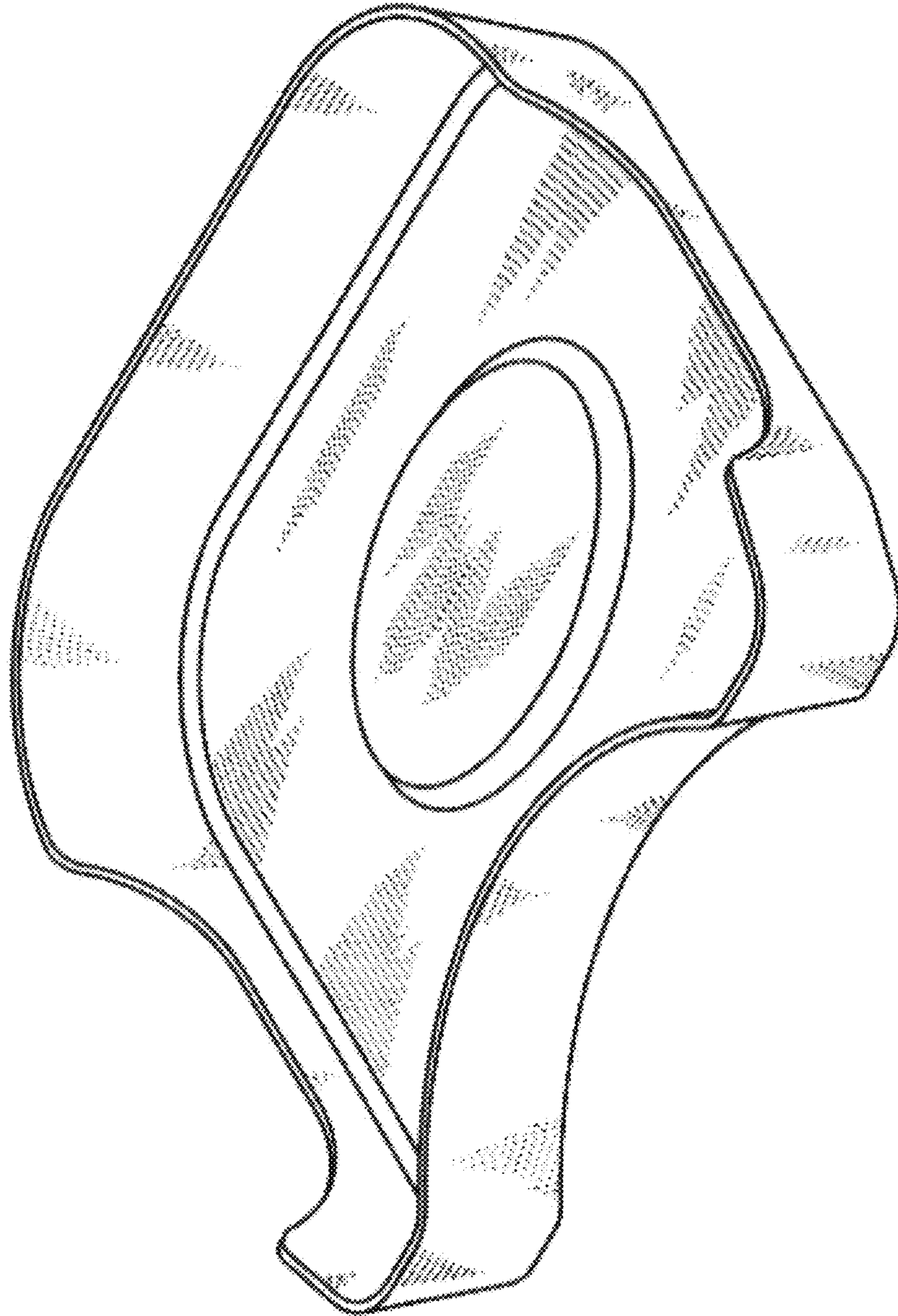


FIG. 3

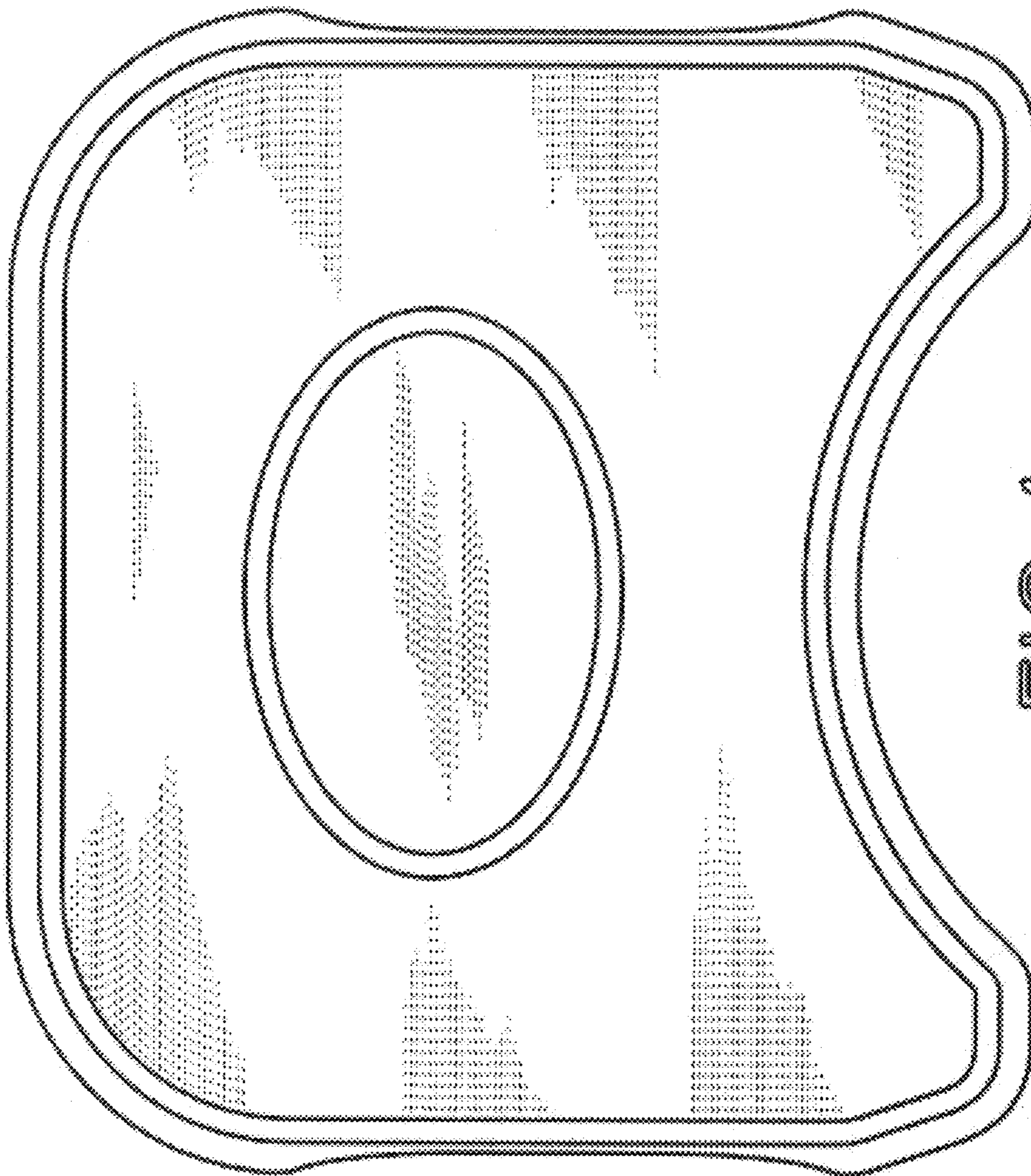


FIG. 4

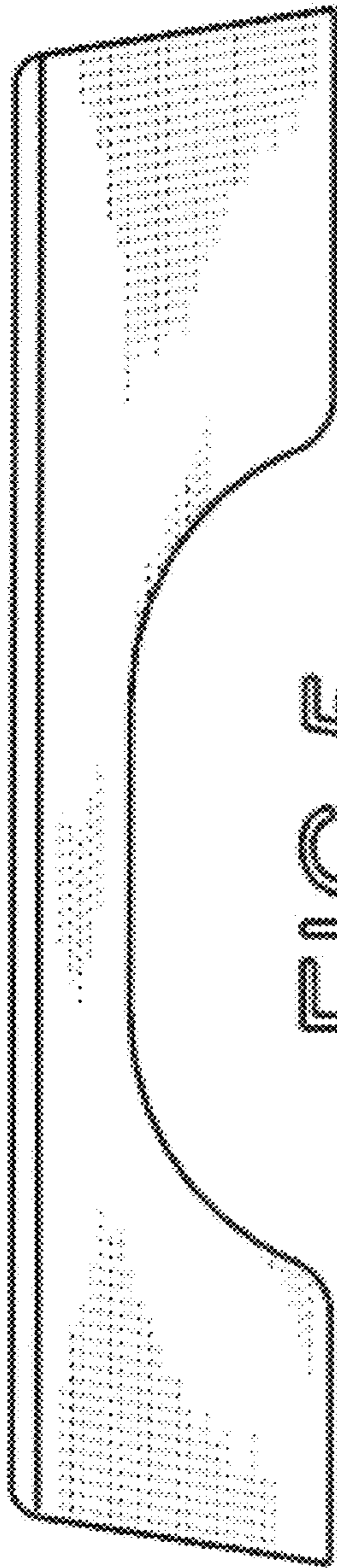


FIG. 5

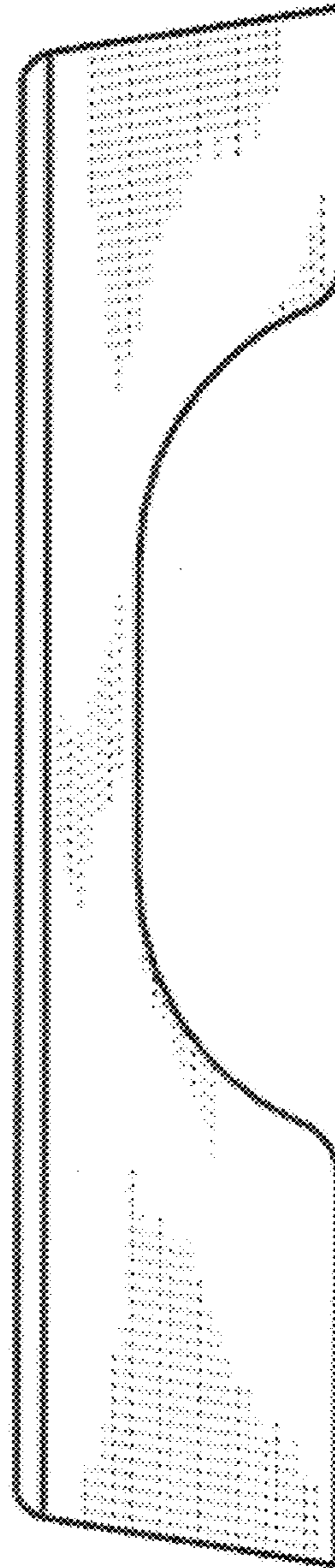


FIG. 6




FIG. 7




FIG. 8