



US00D861387S

(12) **United States Design Patent** (10) **Patent No.:** **US D861,387 S**
Bray (45) **Date of Patent:** **** Oct. 1, 2019**

(54) **CREDENZA**

(71) Applicant: **Blu Dot Design & Manufacturing, Inc.**, Minneapolis, MN (US)
(72) Inventor: **B. Bradshaw Bray**, Minneapolis, MN (US)
(73) Assignee: **Blu Dot Design & Manufacturing, Inc.**, Minneapolis, MN (US)
(**) Term: **15 Years**

(21) Appl. No.: **29/629,146**

(22) Filed: **Dec. 12, 2017**

(51) **LOC (12) Cl.** **06-04**

(52) **U.S. Cl.**
USPC **D6/671**

(58) **Field of Classification Search**

USPC D6/657, 659, 661, 663, 669, 671, 671.1, D6/683.1, 672, 673, 675
CPC A47B 31/00; A47B 46/00; A47B 47/00; A47B 47/022; A47B 47/05; A47B 47/02; A47B 47/04; A47B 47/0066; A47B 47/024; A47B 55/00; A47B 71/00; A47B 67/00; A47B 67/02; A47B 67/04; A47B 73/00; A47B 81/00; A47B 43/00; A47B 43/04; A47B 45/00; A47B 61/00; A47B 61/06; A47B 79/00; A47F 3/00; A47F 3/001; A47F 3/005; A47F 3/0434; A47F 5/08; A47F 7/0078

See application file for complete search history.

(56) **References Cited**

U.S. PATENT DOCUMENTS

289,311 A * 11/1883 Selby A47B 61/00 312/213
D97,309 S * 10/1935 Stoltz A47B 67/04 D6/671
D98,366 S 1/1936 Pumphrey
D164,614 S * 9/1951 Wallace et al. D6/671
D165,241 S 11/1951 Porter

(Continued)

OTHER PUBLICATIONS

Houzz. <https://www.houzz.com/product/120934809-ingrid-mid-century-modern-dresser-with-6-drawers-white-midcentury-dressers>. "Ingrid Mid Century Modern Dresser With 6 Drawers, White." Date unknown: Viewed Apr. 2019 (Year: 2019).*

(Continued)

Primary Examiner — R. Johnson
(74) *Attorney, Agent, or Firm* — Fredrikson & Byron, P.A.

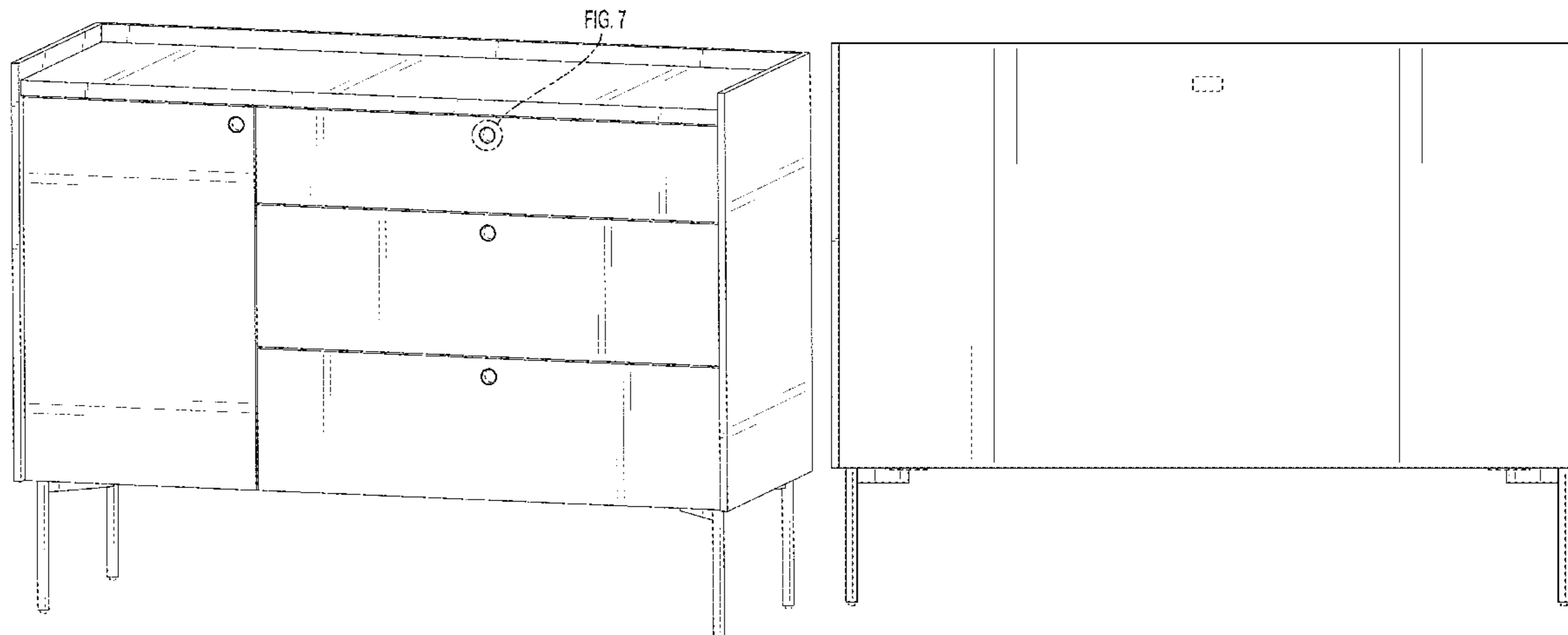
(57) **CLAIM**

I claim the ornamental design for a credenza, as shown and described.

DESCRIPTION

FIG. 1 is a front perspective view of a credenza showing the new design;
FIG. 2 is a front elevational view thereof;
FIG. 3 is a rear elevational view thereof;
FIG. 4 is a first side elevational view thereof; the second side elevational view, opposite the first side elevational view, being a mirror image thereof;
FIG. 5 is a top plan view thereof;
FIG. 6 is a bottom plan view thereof;
FIG. 7 is an enlarged perspective view of the portion identified in FIG. 1, showing one of the four holes of the credenza, the other three holes being identical thereof; and,
FIG. 8 is a sectional view taken along line 8-8 in FIG. 2, which runs through three of the four holes of the credenza, each hole being symmetric about the line 8-8 such that the cross-section of each hole opposite line 8-8 is a mirror image of the cross-section of each hole shown in FIG. 8.
Where included, broken lines showing environment or structure are for illustrative purposes only and form no part of the claimed design.

1 Claim, 7 Drawing Sheets



(56)

References Cited

U.S. PATENT DOCUMENTS

2,696,419 A * 12/1954 Wallace A47B 67/00
312/265.3

D184,935 S 4/1959 Herrman
D186,115 S 9/1959 Church
D188,197 S 6/1960 Swarts
D193,516 S 9/1962 Deaton
D193,717 S 10/1962 Deaton
3,700,300 A * 10/1972 Davis A47B 47/04
108/61

D234,386 S 2/1975 Hodges
3,971,608 A 7/1976 Gans
D241,213 S * 8/1976 Fertleman D6/661
D267,532 S 1/1983 Platner
D293,521 S 1/1988 Handler et al.
D304,980 S 12/1989 Bush et al.
D336,392 S * 6/1993 Whalen D6/671.1
D394,171 S 5/1998 De Blaay
D401,080 S * 11/1998 Zaidman D6/671
D401,443 S 11/1998 Zaidman
D420,230 S 2/2000 Wanek et al.
D427,453 S 7/2000 Lacroix et al.
D427,806 S 7/2000 Lacroix et al.
D439,076 S 3/2001 Mathieu et al.
D440,430 S 4/2001 Hutton
D499,274 S 12/2004 Juneau et al.
D519,750 S 5/2006 Boudreau
D526,142 S 8/2006 Schmitt
D526,814 S * 8/2006 Juneau D6/671.1
D532,624 S 11/2006 Juneau
D533,732 S 12/2006 Juneau
D553,879 S 10/2007 Juneau

D554,893 S 11/2007 Boerner et al.
D609,496 S 2/2010 Kanthasamy
D609,497 S 2/2010 Kanthasamy
D663,136 S 7/2012 Thompson
D667,653 S 9/2012 Lenney
D669,704 S 10/2012 Zambelli
D784,736 S 4/2017 Chen
D791,516 S 7/2017 Everson et al.
D812,935 S 3/2018 Hannoosh et al.
D815,467 S 4/2018 Hannoosh et al.
D815,468 S 4/2018 Hannoosh et al.
D818,745 S 5/2018 Hannoosh et al.
D825,230 S 8/2018 Massaud
D825,231 S 8/2018 Massaud
2009/0277715 A1 11/2009 Scharer et al.
2013/0126452 A1 5/2013 Lo
2014/0231404 A1 8/2014 Struck

OTHER PUBLICATIONS

Chairish. <https://www.chairish.com/product/1209920/edmond-spence-mid-century-modern-bedroom-dresser>. "Edmond Spence Mid Century Modern Bedroom Dresser". Date unknown: Viewed Apr. 2019 (Year: 2019).*

Blu Dot Catalog No. 16, Designed in Minneapolis, Minnesota, Copyright 2015, 44 pages.

Blu Dot Catalog No. 17, Designed in Minneapolis, Minnesota, Copyright 2015, 52 pages.

Blu Dot Catalog No. 18, Designed in Minneapolis, Minnesota, Copyright 2015, 51 pages.

Blu Dot Catalog No. 19, Designed in Minneapolis, Minnesota, Copyright 2016, 54 pages.

* cited by examiner

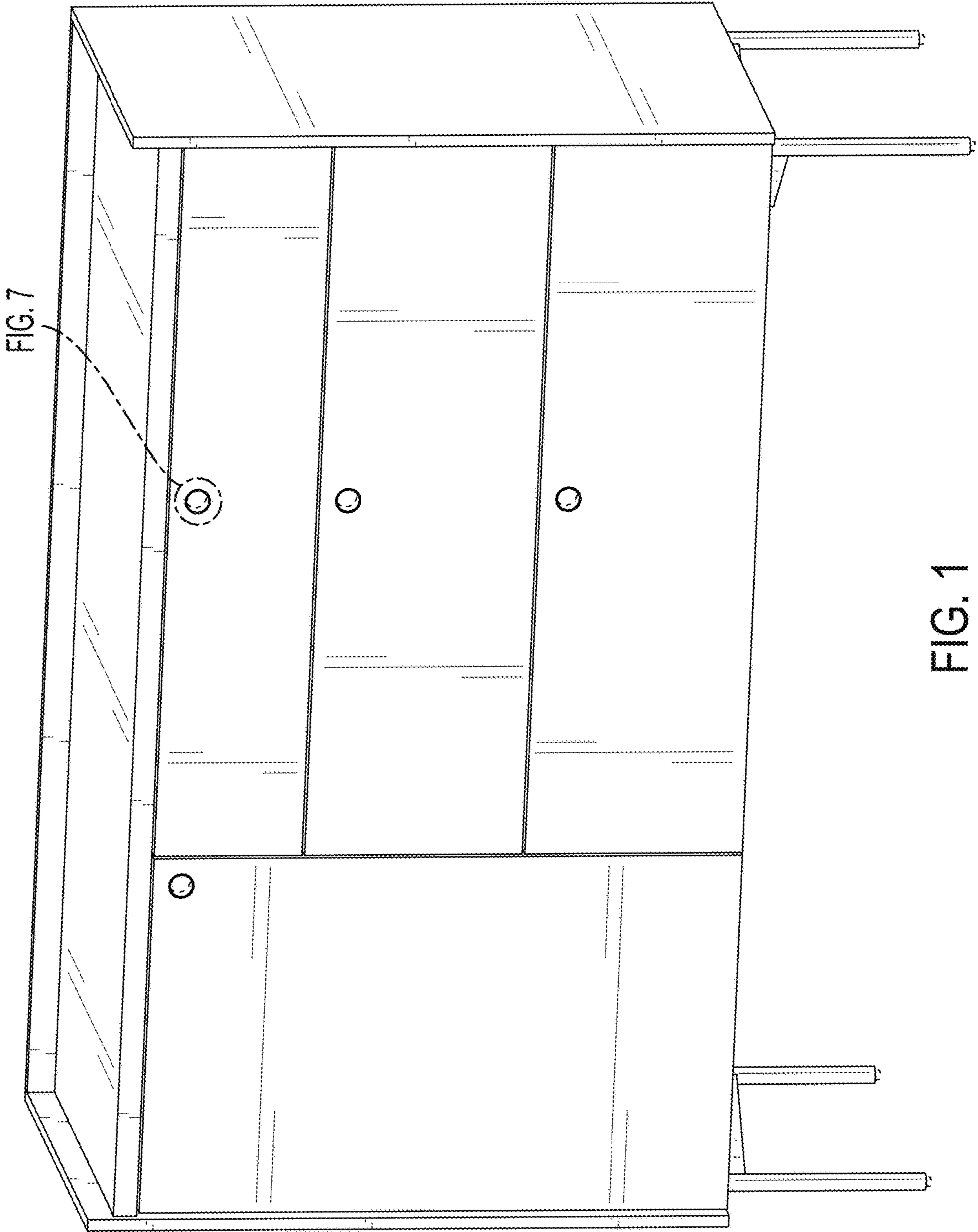


FIG. 7

FIG. 1

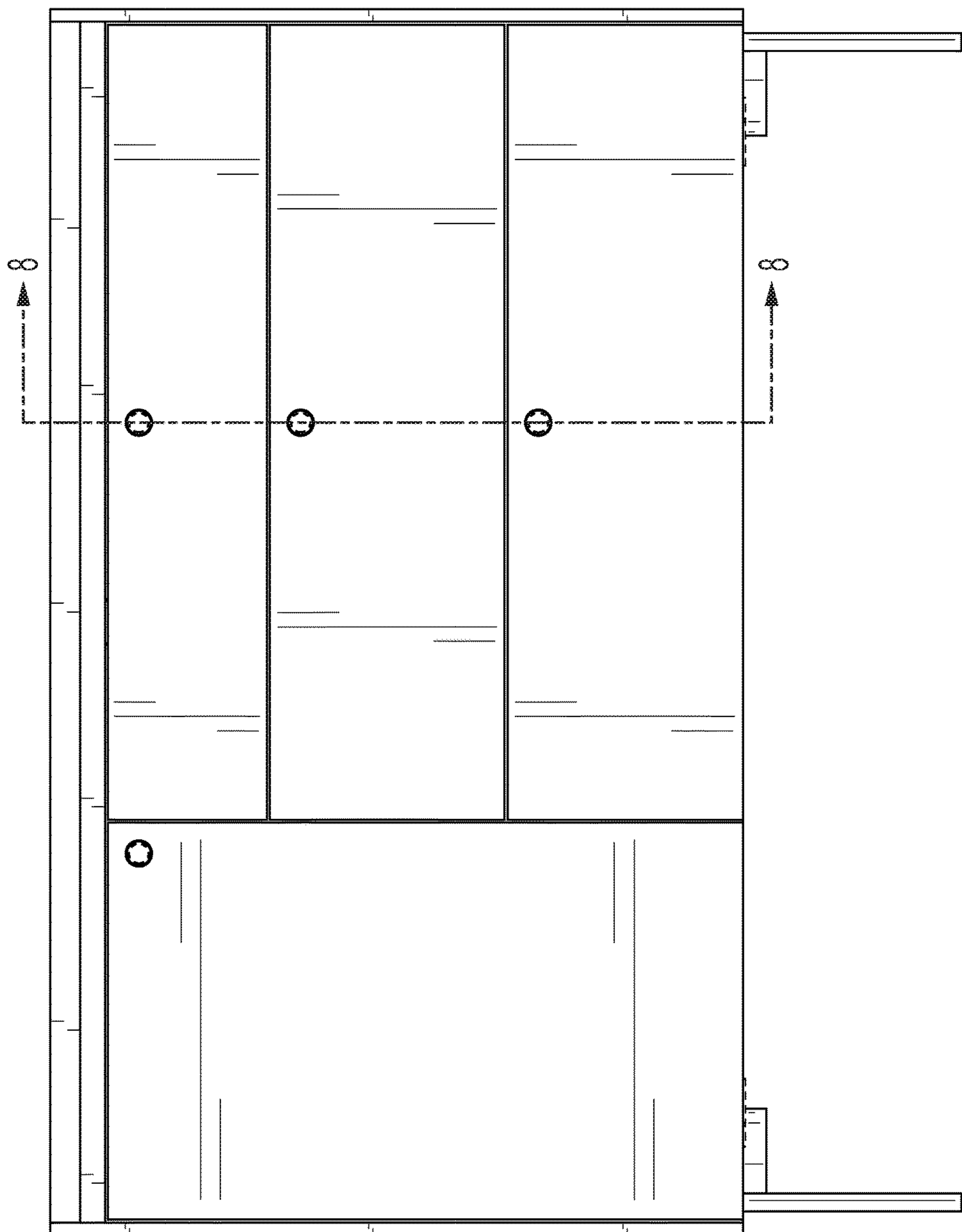


FIG. 2




FIG. 3




FIG. 4




FIG. 5

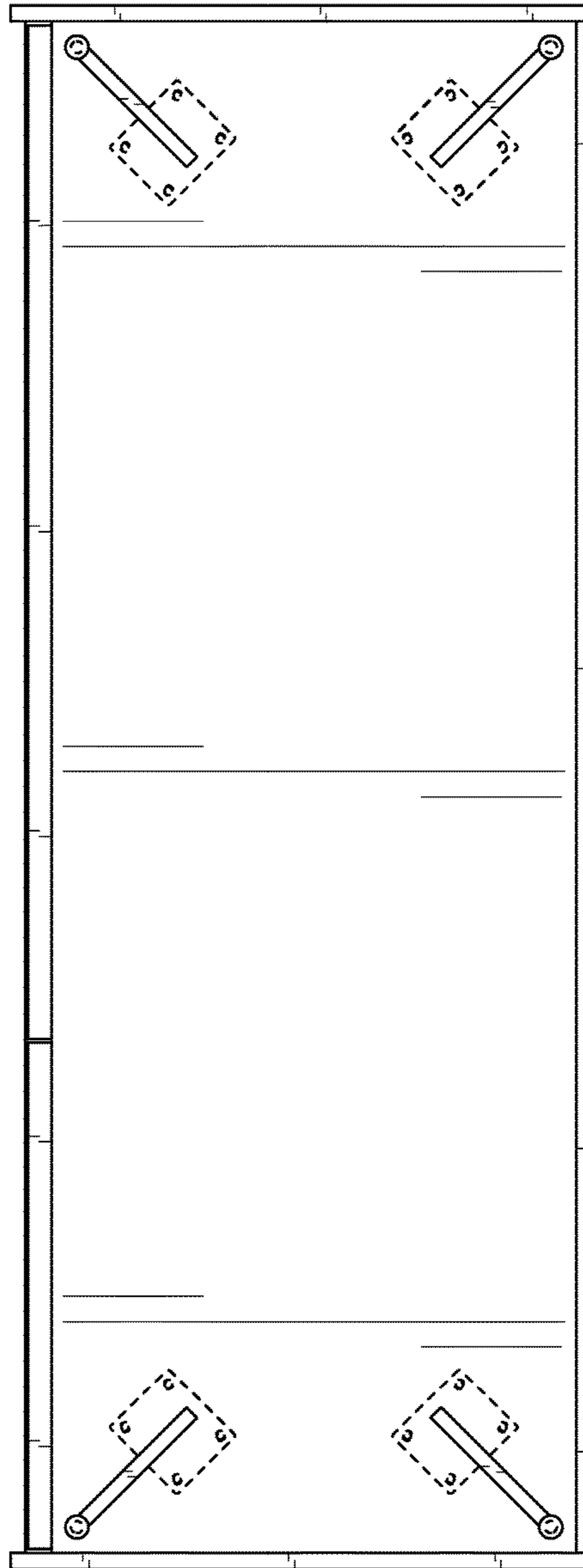


FIG. 6

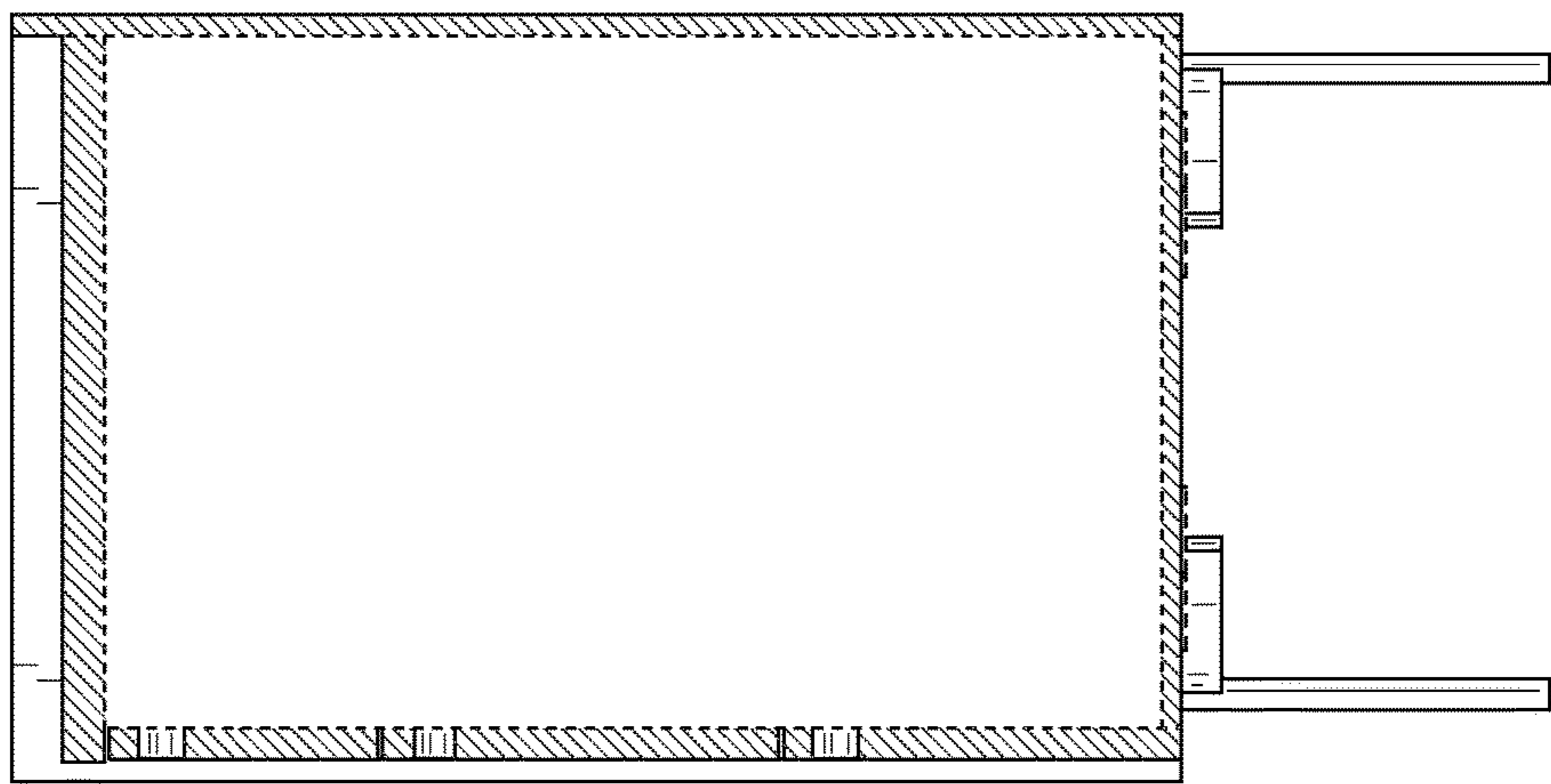


FIG. 8

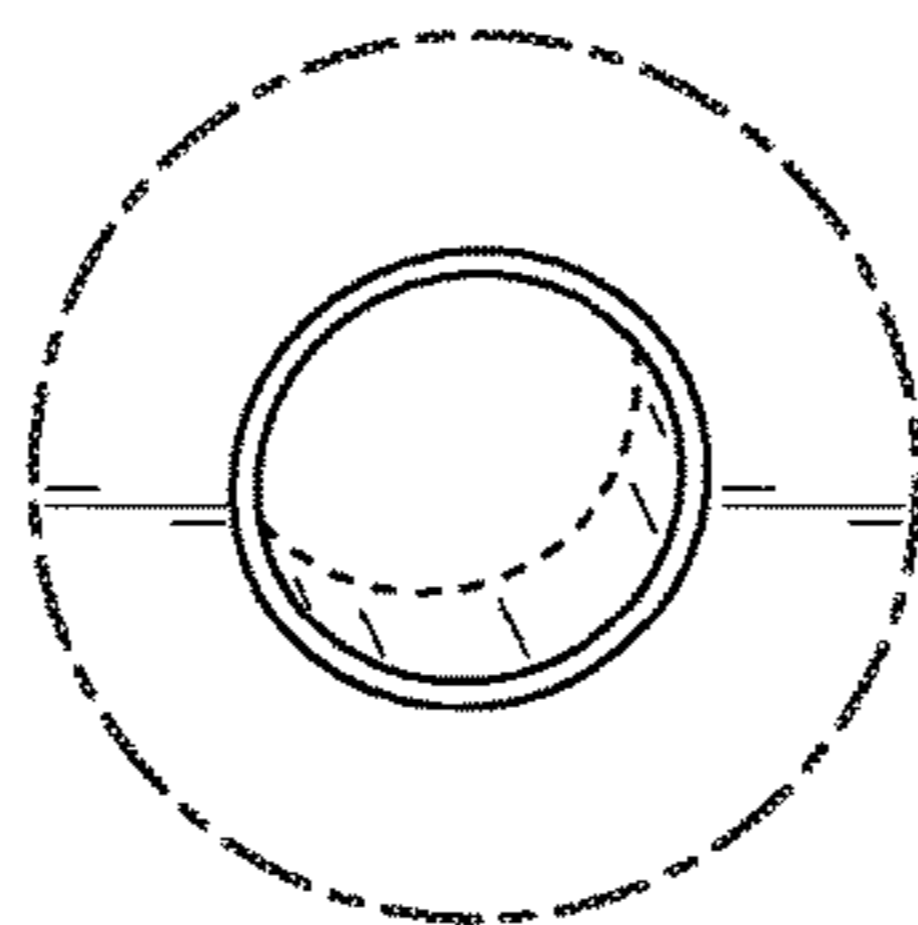


FIG. 7