



US00D861363S

(12) **United States Design Patent** (10) **Patent No.:** **US D861,363 S**
Bekas (45) **Date of Patent:** **** Oct. 1, 2019**

(54) **BENCH SEAT FOR A VEHICLE**
(71) Applicant: **Jaguar Land Rover Limited**, Whitley
Coventry (GB)
(72) Inventor: **Mariusz Bekas**, Whitley Coventry
(GB)
(73) Assignee: **Jaguar Land Rover Limited**, Whitley,
Coventry (GB)
(**) Term: **15 Years**
(21) Appl. No.: **29/679,350**
(22) Filed: **Feb. 5, 2019**

Related U.S. Application Data

(62) Division of application No. 29/629,191, filed on Dec.
12, 2017, now Pat. No. Des. 841,352.

(30) **Foreign Application Priority Data**

Jun. 15, 2017 (EM) 004048874

(51) **LOC (12) Cl.** **06-01**

(52) **U.S. Cl.**
USPC **D6/356**

(58) **Field of Classification Search**

USPC D6/356, 360, 364, 365; D21/521, 533,
D21/548

CPC A61H 2201/0149; B60N 2/06; B60N 2/20;
B60N 2/22; B60N 2/58; B60N 2/68;
B60N 2/80; B60N 2/643; B60N 2/888;
B60N 2/859; B60N 2/1615; B60N
2/7035; B60N 2/42745; B60N 2002/0272;
B60N 2205/35

See application file for complete search history.

(56) **References Cited**

U.S. PATENT DOCUMENTS

9,156,388 B2 * 10/2015 Nakanishi B60N 2/688
9,616,779 B2 * 4/2017 Barzen B60N 2/2222

9,758,075 B2 * 9/2017 Andersson B60N 3/102
9,789,826 B2 * 10/2017 Itou B60R 7/084
9,914,382 B2 * 3/2018 De Nichilo B60N 2/68
10,093,210 B2 * 10/2018 Izawa B60N 2/68
10,106,060 B2 * 10/2018 Ikawa B60N 2/3011
10,131,258 B2 * 11/2018 Akai B60N 2/682
D837,547 S * 1/2019 Perry D6/356
D839,014 S * 1/2019 Ray D6/356
D839,015 S * 1/2019 Bekas D6/356
D841,352 S * 2/2019 Bekas D6/356
10,202,056 B2 * 2/2019 Zimmerman, II ... B60N 2/2209
D846,901 S * 4/2019 Jelec D6/356
D846,903 S * 4/2019 Tomasson D6/356
2015/0329019 A1 * 11/2015 Abe B60N 2/3065
296/65.09
2017/0001548 A1 * 1/2017 Iwakata B60N 2/58
(Continued)

Primary Examiner — Kevin K Rudzinski

Assistant Examiner — Paul D Bohannon

(74) *Attorney, Agent, or Firm* — Wood Herron & Evans
LLP


(57) **CLAIM**

The ornamental design for a bench seat for a vehicle, as
shown and described.

DESCRIPTION

FIG. 1 is a front right perspective view of a bench seat for
a vehicle according to the present invention.
FIG. 2 is a front left perspective view of the bench seat
shown in FIG. 1.
FIG. 3 is a rear left perspective view thereof.
FIG. 4 is a rear right perspective view thereof.
FIG. 5 is a rear view thereof.
FIG. 6 is a front view thereof.
FIG. 7 is a left side view thereof.
FIG. 8 is a right side view thereof; and,
FIG. 9 is a top view thereof.

1 Claim, 9 Drawing Sheets



(56)

References Cited

U.S. PATENT DOCUMENTS

2017/0232877 A1* 8/2017 De Nichilo B60N 2/68
297/452.18

* cited by examiner




FIG. 1




FIG. 2

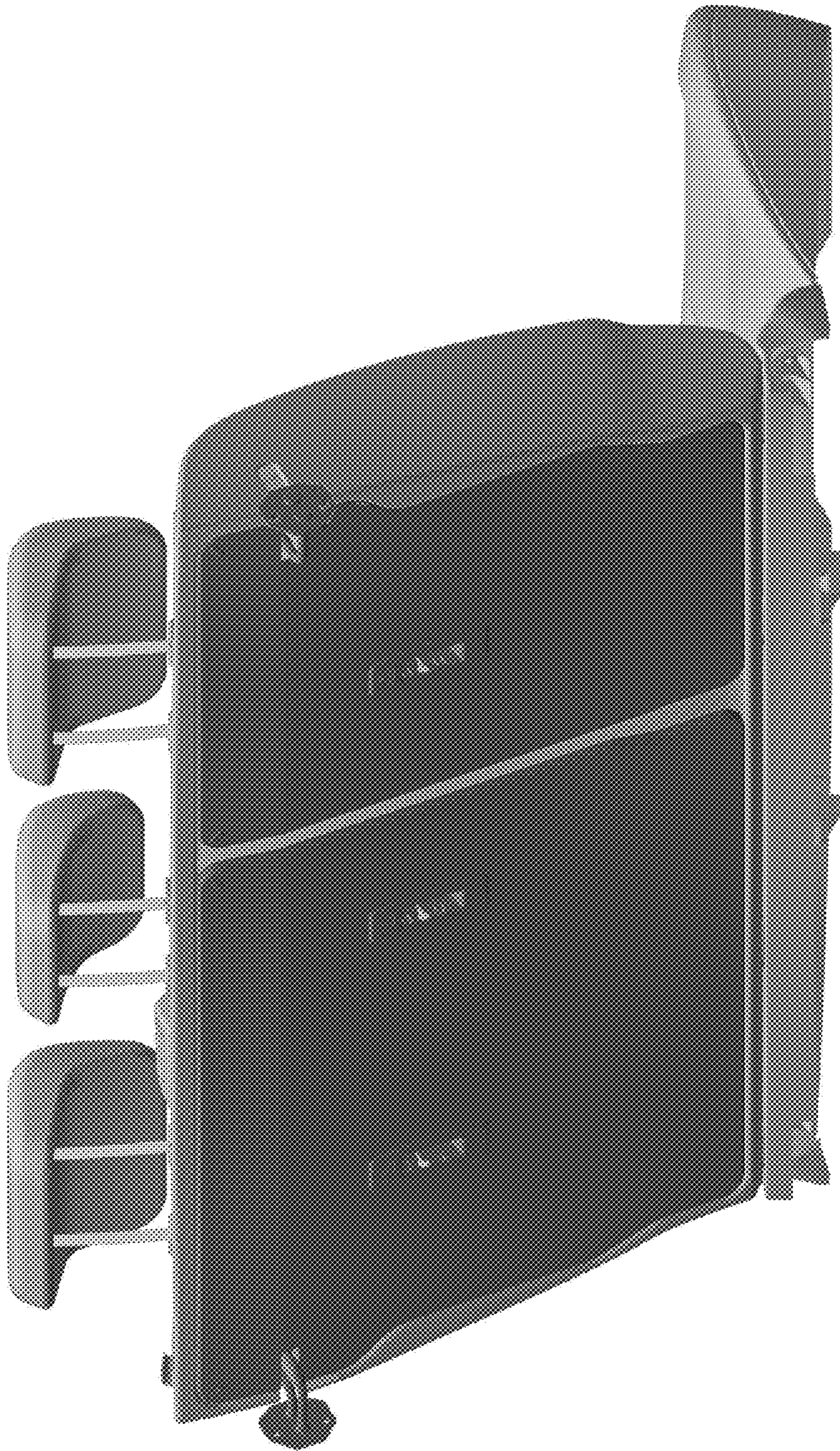


FIG. 3




FIG. 4




FIG. 5




FIG. 6



FIG. 7




FIG. 8

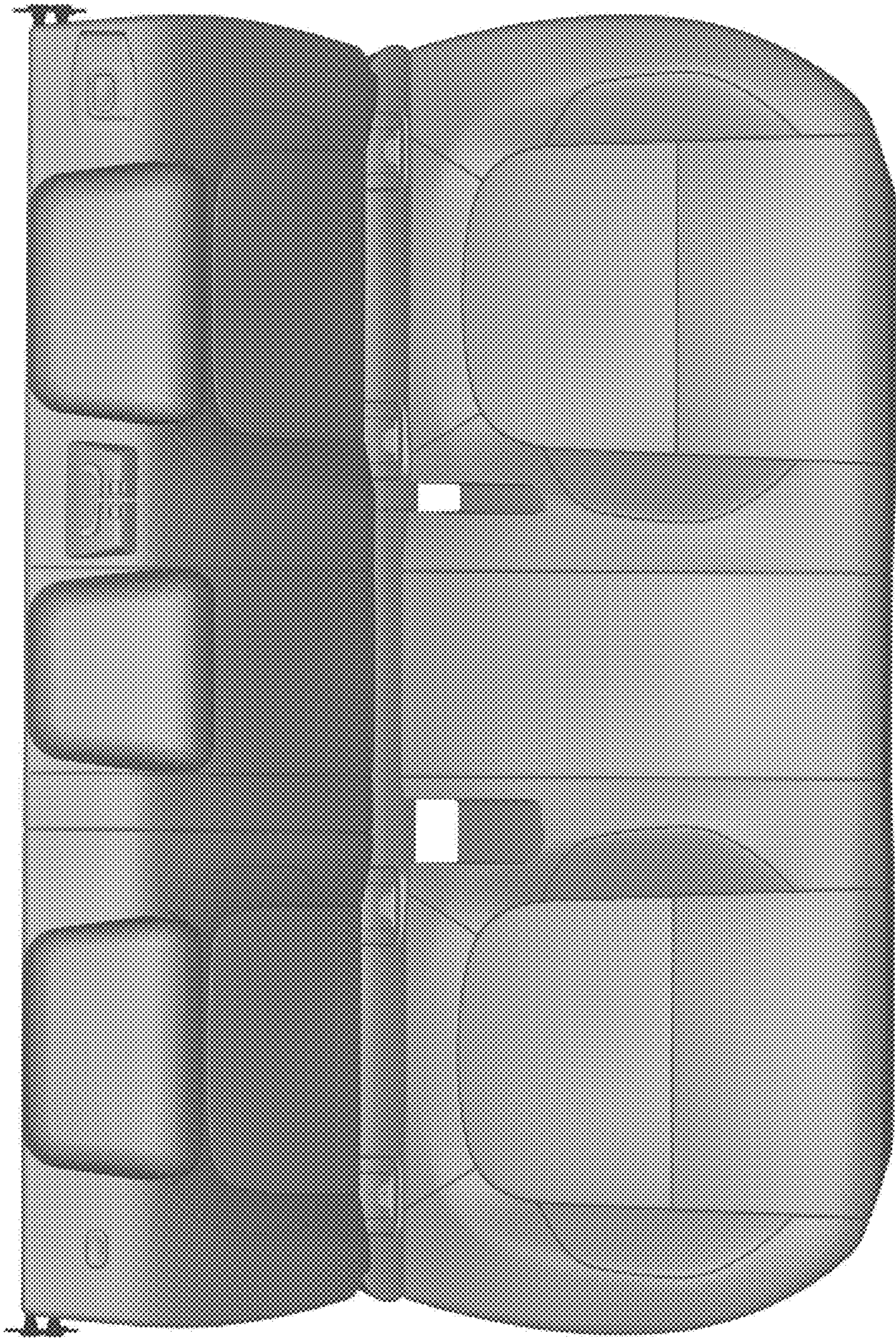


FIG. 9