

US00D861349S

(12) **United States Design Patent** (10) **Patent No.:** **US D861,349 S**
Zabel (45) **Date of Patent:** **** Oct. 1, 2019**

- (54) **SCREW THREAD REPAIR KIT**
- (71) Applicant: **KLM Machining, Inc.**, Sussex, WI (US)
- (72) Inventor: **Erik Zabel**, Sussex, WI (US)
- (**) Term: **15 Years**
- (21) Appl. No.: **29/595,704**
- (22) Filed: **Mar. 1, 2017**
- (51) **LOC (12) Cl.** **03-01**
- (52) **U.S. Cl.**
USPC **D3/319; D3/905; D3/274**
- (58) **Field of Classification Search**
USPC D3/203.2, 203.3, 203.6, 273, 279, 276,
D3/284, 294, 302, 905, 274, 281, 282,
D3/283, 295, 321, 319
CPC B25H 3/00; B25H 3/003; B25H 3/006;
B25H 3/02-028; A45C 5/00; A45C 13/29
See application file for complete search history.

D789,086 S * 6/2017 Lin D3/294
D809,298 S * 2/2018 Zhu D3/294
2017/0057078 A1* 3/2017 Lee B25H 3/02

OTHER PUBLICATIONS

Ebay, "Matco Tools Bolt-Trax BTR6M Thread Restoring Tool Set M8-M12 Metric #242", no date, accessed Jun. 1, 2018. (<https://www.ebay.com/itm/Matco-Tools-Bolt-Trax-BTR6M-Thread-Restoring-Tool-Set-M8-M12-Metric-242/132643147521>).*
Tool Tech International—"A New Idea—BOLT-TRAX" Flyer—Date Unknown.
Photo of Bolt-Trax Wheel Stud Repair Kit—Photo date Jun. 6, 2017—Date of availability of kit unknown.

* cited by examiner

Primary Examiner — Jennifer Rivard
Assistant Examiner — April Rivas
(74) *Attorney, Agent, or Firm* — Smith Keane LLP

(57) **CLAIM**

The ornamental design for a screw thread repair kit, as shown and described.

DESCRIPTION


FIG. 1 is a perspective view of an embodiment of the screw thread repair kit;
FIG. 2 is a top plan view of the embodiment of FIG. 1;
FIG. 3 is a bottom plan view of the embodiment of FIG. 1;
FIG. 4 is a left elevation view of the embodiment of FIG. 1;
FIG. 5 is a right elevation view of the embodiment of FIG. 1;
FIG. 6 is a front elevation view of the embodiment of FIG. 1; and,
FIG. 7 is a rear elevation view of the embodiment of FIG. 1.
The broken lines, and the unshaded areas within, illustrate portions of the screw thread repair kit and form no part of the claimed design.

1 Claim, 7 Drawing Sheets

(56) **References Cited**

U.S. PATENT DOCUMENTS

5,803,676 A	9/1998	Wienss	
D400,709 S *	11/1998	Chang	D3/294
D438,379 S *	3/2001	Wang	D3/304
D446,651 S *	8/2001	Liao	D3/284
D528,793 S *	9/2006	Cornwell	D3/294
D592,399 S *	5/2009	Sage	D3/295
D645,663 S *	9/2011	Henley	D3/294
D655,503 S *	3/2012	Deguglimo	D3/293
D675,434 S *	2/2013	Vernall	D3/294
D676,239 S *	2/2013	Benoit	D3/294
D702,438 S *	4/2014	Chen	D3/294
D721,891 S *	2/2015	Ben-Gigi	D3/282
D728,218 S *	5/2015	Goldstein	D12/417
D730,053 S *	5/2015	Ou	D3/315
D772,559 S *	11/2016	Binder	D3/203.6
D778,610 S *	2/2017	Chen	D3/302
D787,812 S *	5/2017	Ganesan	D3/203.3



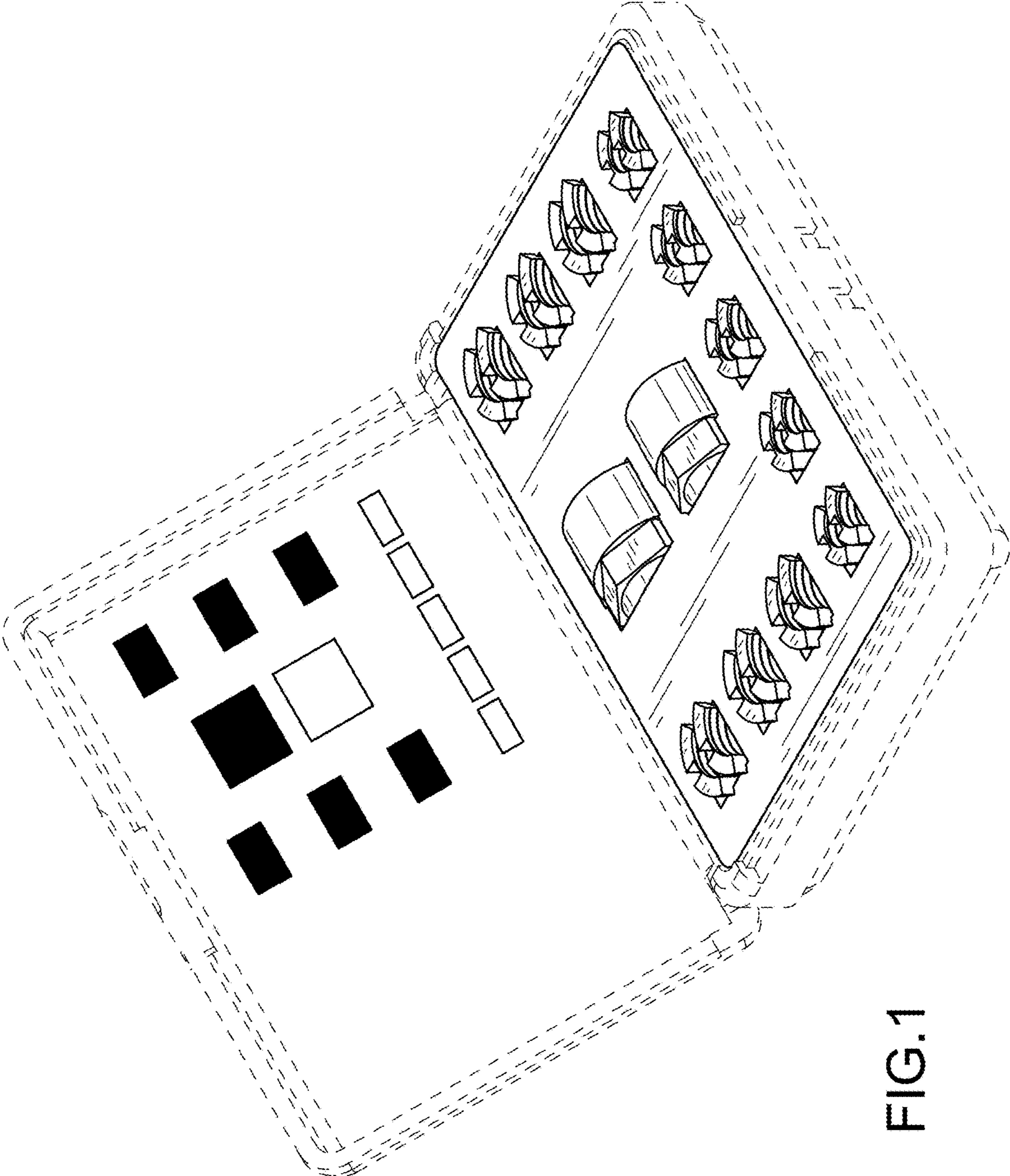


FIG.1

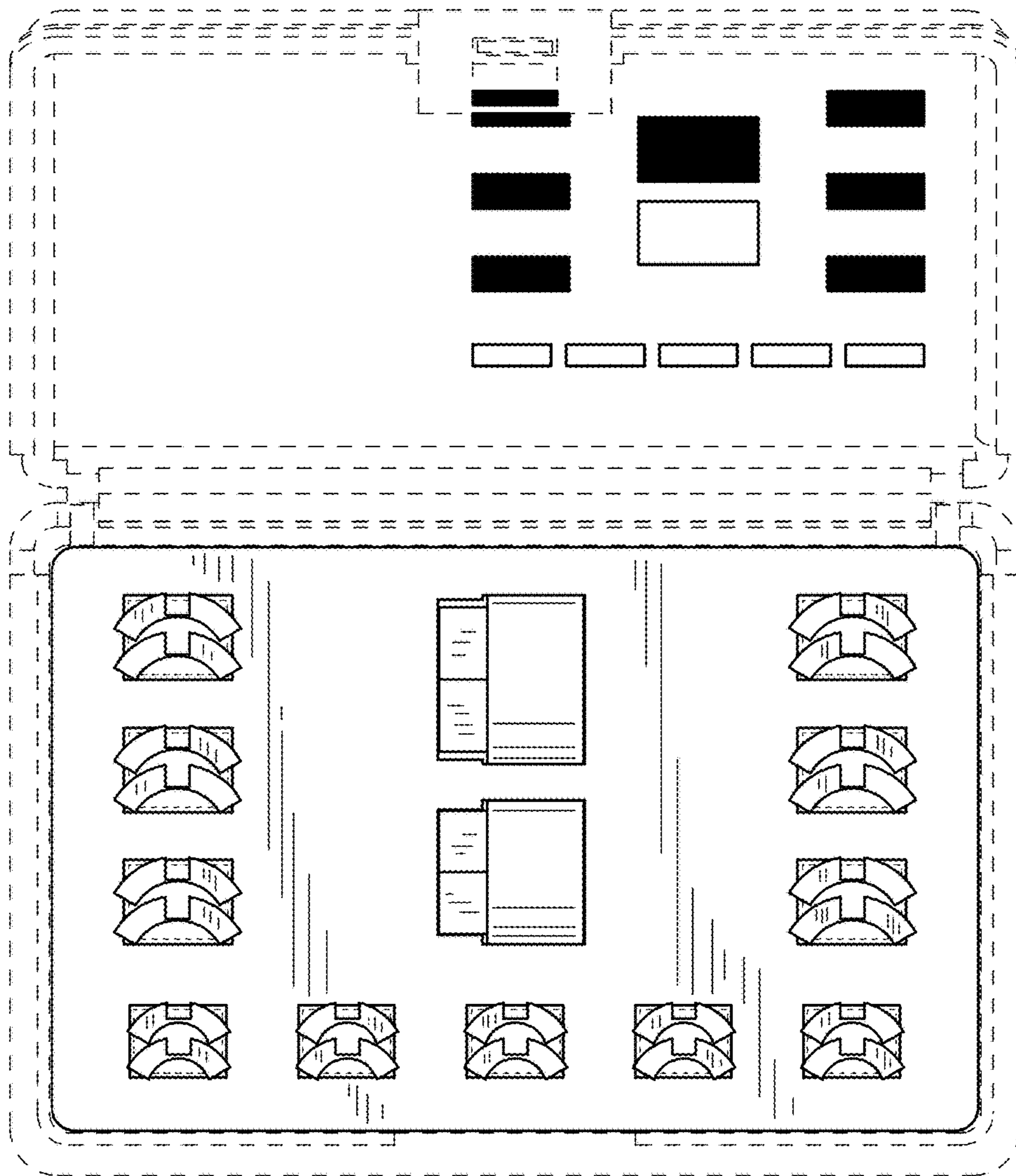


FIG. 2




FIG. 3

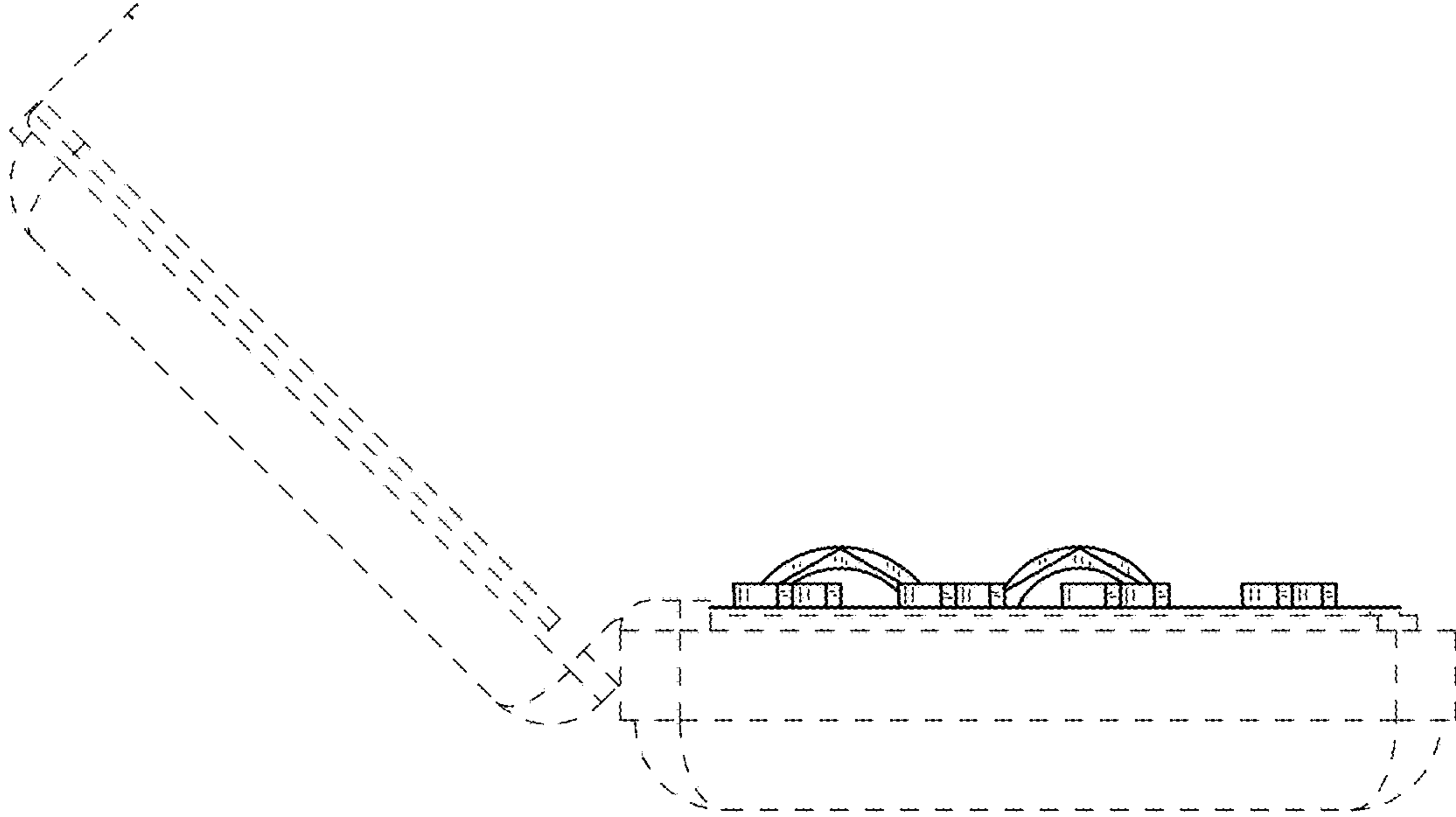


FIG.4

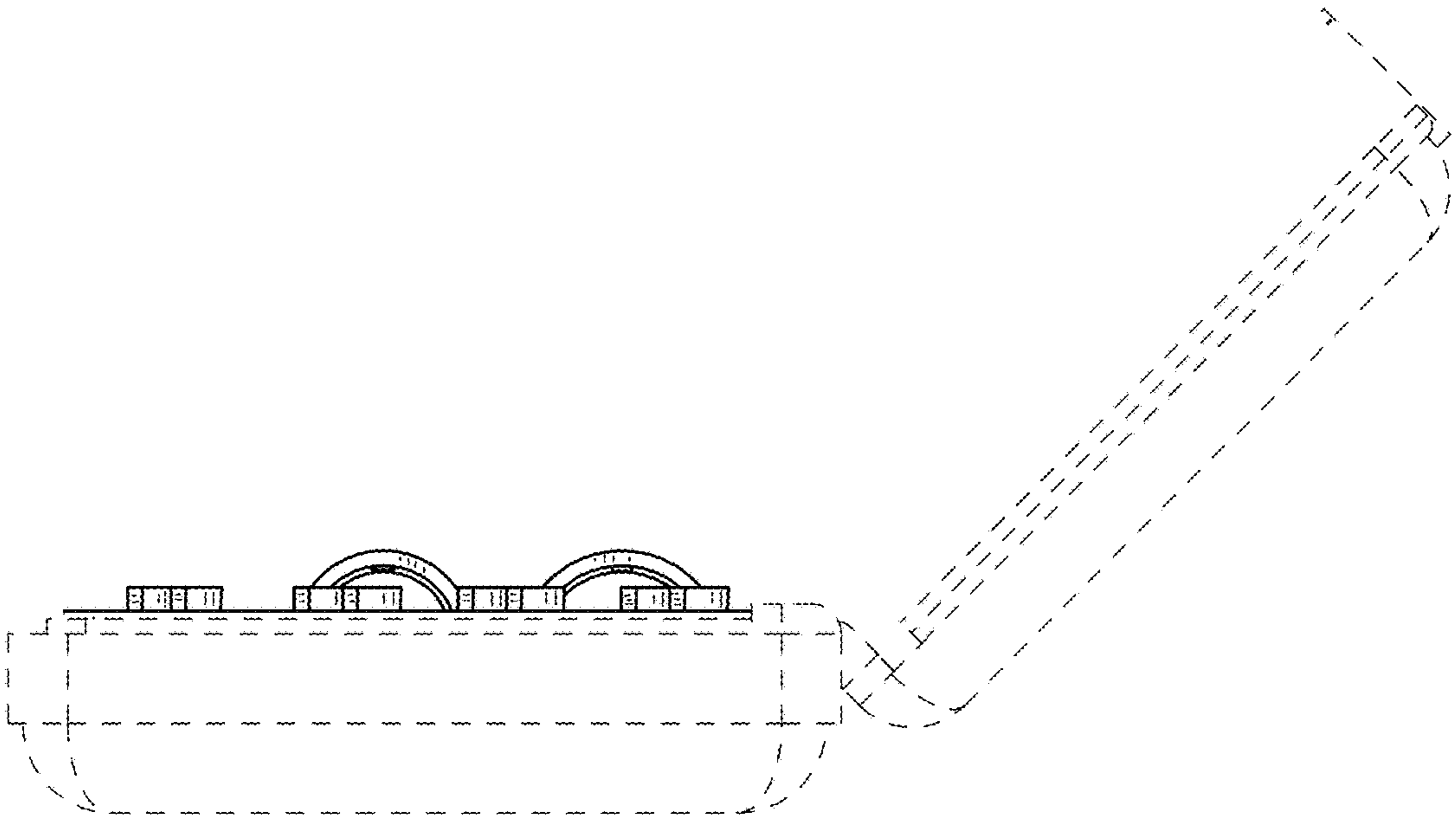


FIG.5

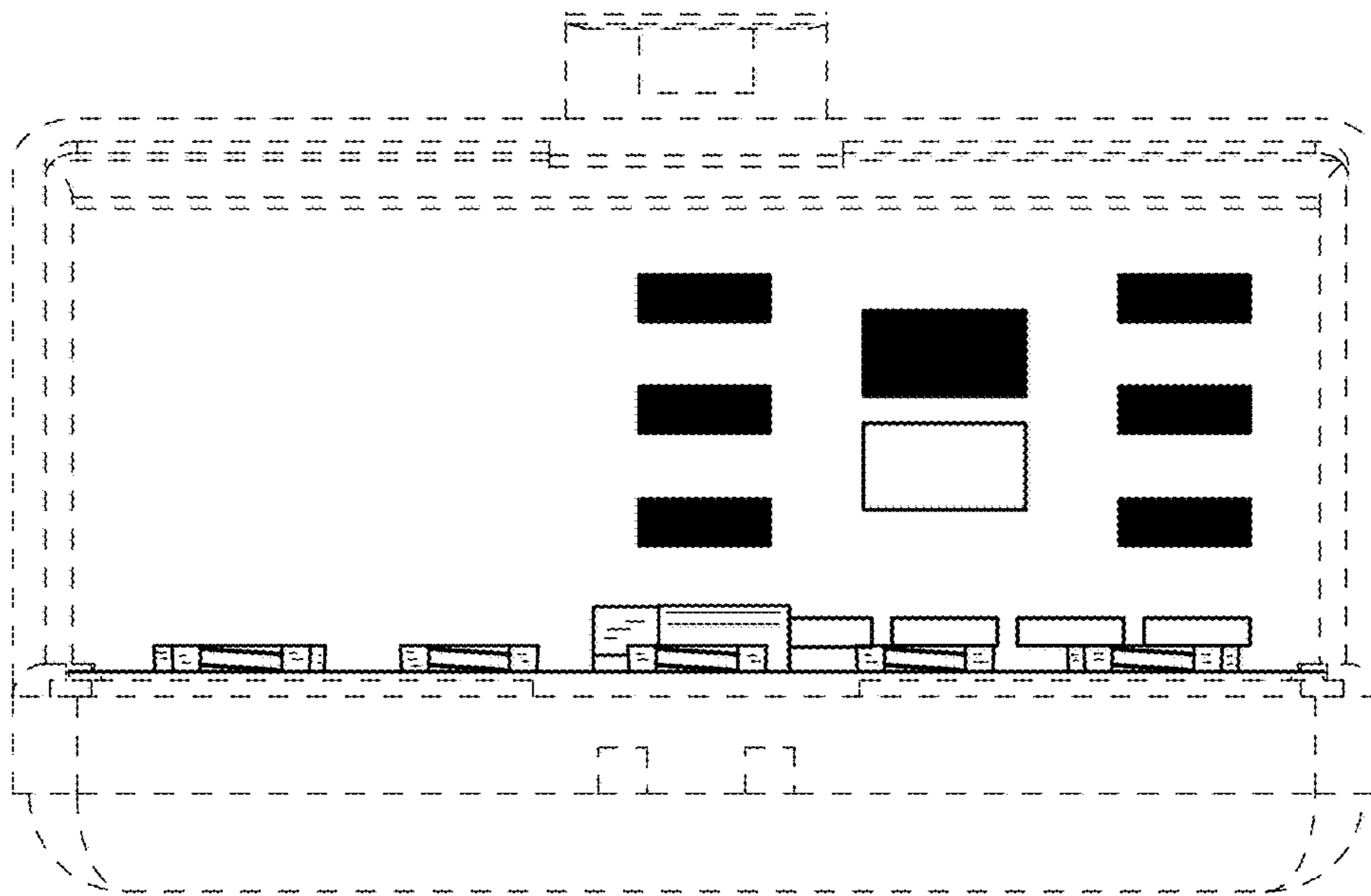


FIG.6

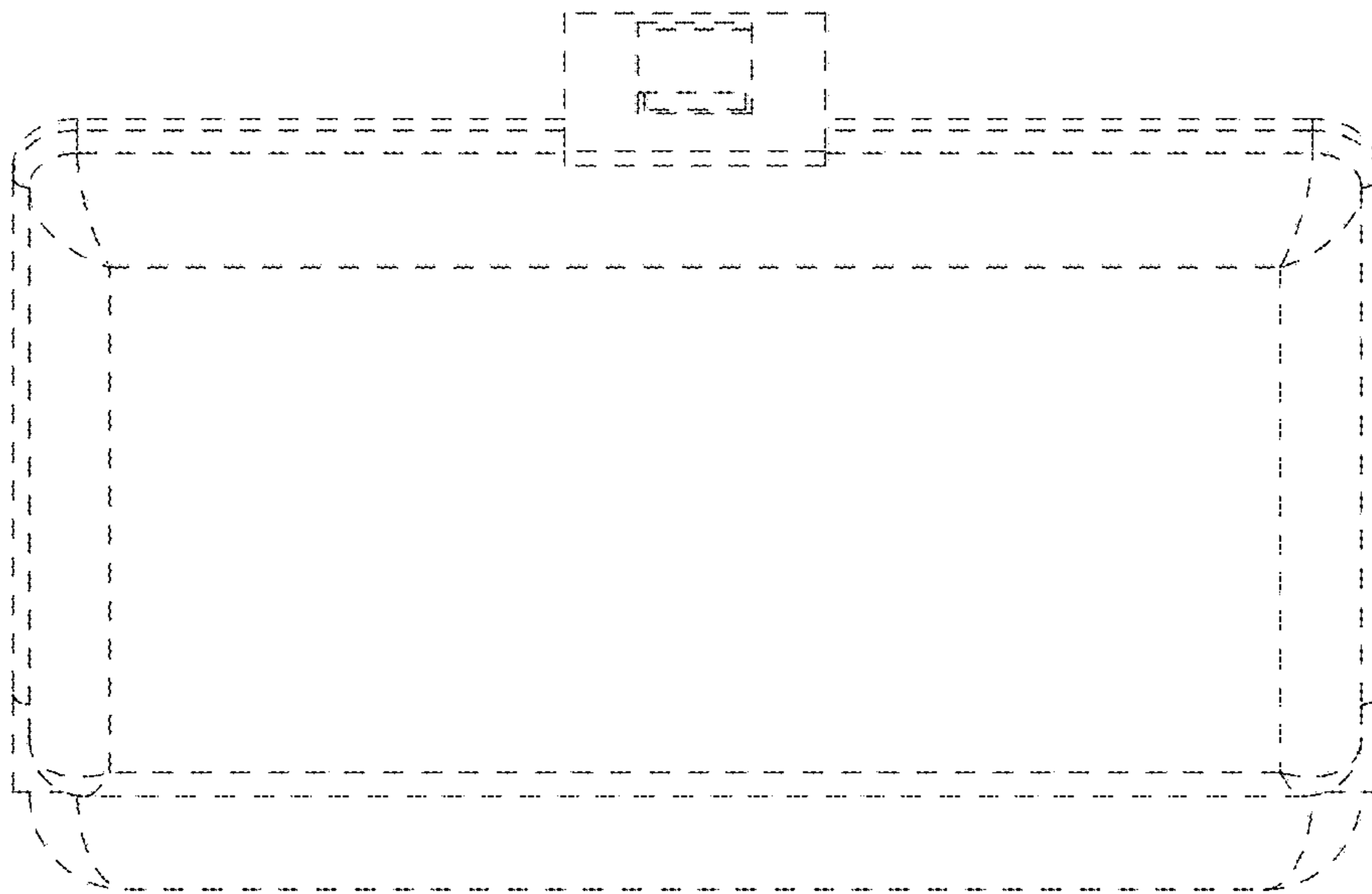


FIG. 7