



US00D861346S

(12) **United States Design Patent**
Hassler

(10) **Patent No.:** **US D861,346 S**
(45) **Date of Patent:** **** Oct. 1, 2019**

(54) **BAG HANDLE**

(71) Applicant: **ROOSTER PRODUCTS INTERNATIONAL, INC.**, San Antonio, TX (US)

(72) Inventor: **Mathew Ryan Hassler**, San Antonio, TX (US)

(73) Assignee: **ROOSTER PRODUCTS INTERNATIONAL, INC.**, San Antonio, TX (US)

(**) Term: **14 Years**

(21) Appl. No.: **29/494,262**

(22) Filed: **Jun. 18, 2014**

(51) **LOC (12) Cl.** **03-01**

(52) **U.S. Cl.**
USPC **D3/318**

(58) **Field of Classification Search**
USPC D3/218, 232–233, 239, 240–243, 249, D3/289, 301, 303, 318, 323, 327, 328, D3/900, 221, 226–228, 240–243, 251, D3/254, 262, 276, 279, 294, 296, 315, D3/319, 905; D8/97, 107, 300, 303, 313, D8/314, 321; D15/5, 18
CPC Y10T 24/2586; Y10T 24/2589; Y10T 24/257; Y10T 24/25; A44B 19/262; A44B 19/26; A44B 19/00; A41F 1/008; A41D 2300/322; A45C 11/324
See application file for complete search history.

(56) **References Cited**

U.S. PATENT DOCUMENTS

D104,461 S * 5/1937 Lowy D3/246
D104,462 S * 5/1937 Lowy D3/246
D119,577 S * 3/1940 Michel D3/246
D129,166 S * 8/1941 Goldsmith D3/246
D159,767 S * 8/1950 Weinstein 150/112
D176,995 S * 2/1956 Samuelian D3/242
D235,692 S * 7/1975 Rushing et al. D3/243

D260,200 S * 8/1981 Siegel D3/243
D363,600 S * 10/1995 Medlen D3/254
D405,957 S * 2/1999 Test D3/289
D419,763 S * 2/2000 Wiebe D3/232
D465,651 S * 11/2002 Platte, III D3/303

(Continued)

OTHER PUBLICATIONS

SDI sport GYm Mesh Roll Bag—Posted by Amazon Customer on Dec. 30, 2012 found on Aug. 4, 2015 @ http://www.amazon.com/SDI-Sport-Mesh-Roll-Black/product-reviews/B0065ZC9W6/ref=cm_cr_pr_btn_link_5?ie=UTF8&showViewpoints=1&sortBy=recent&reviewerType=all_reviews&filterByStar=all_stars&pageNumber=5.

(Continued)

Primary Examiner — Eliza Z Bennett-Hattan

(74) *Attorney, Agent, or Firm* — Thompson Hine LLP

(57) **CLAIM**

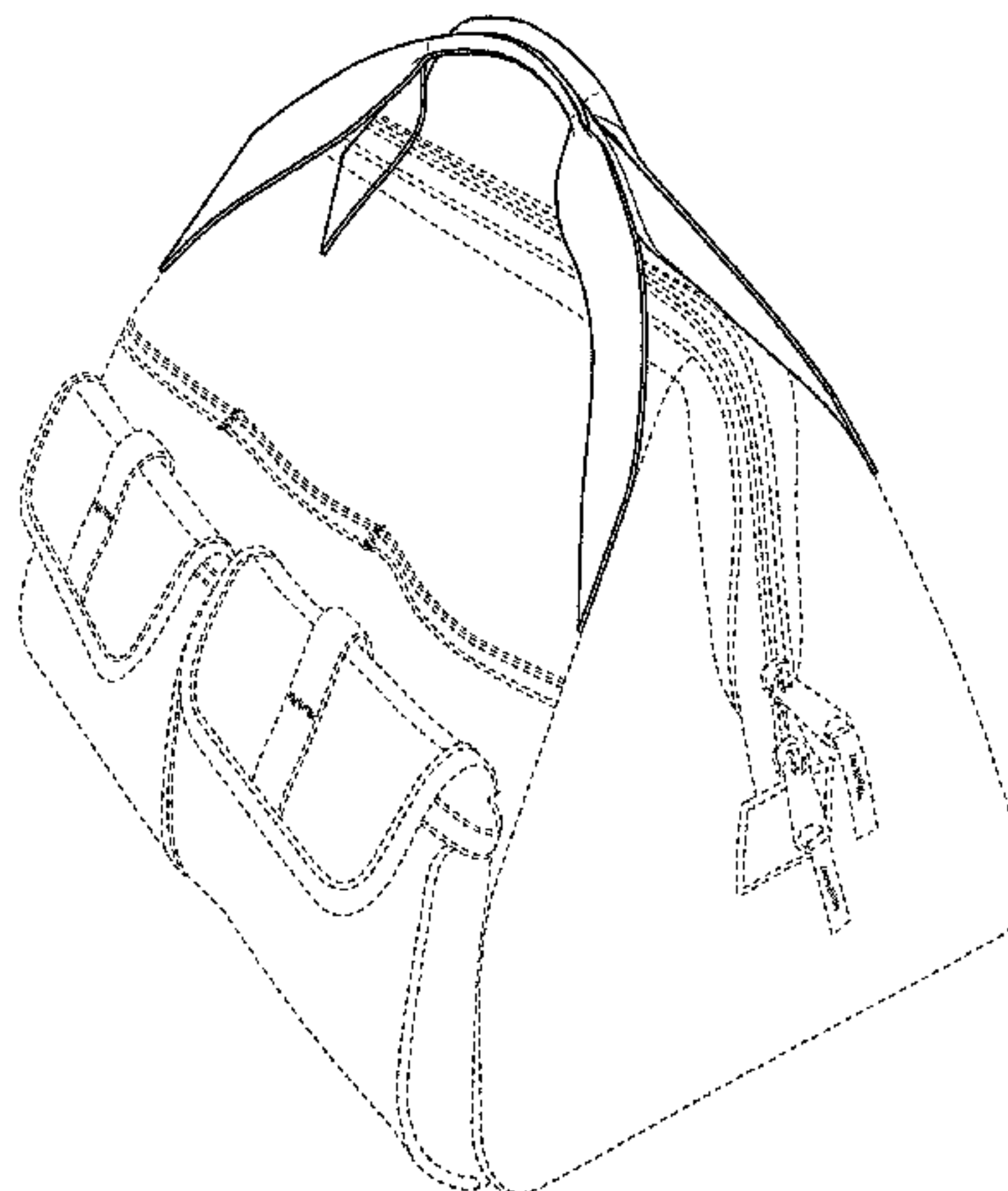
The ornamental design for a bag handle, as shown and described.

DESCRIPTION

FIG. 1 is a perspective view (as seen from the front view) of the ornamental design for a bag handle.
FIG. 2 is a right side view thereof.
FIG. 3 is a left side view thereof.
FIG. 4 is a front view thereof.
FIG. 5 is a back view thereof.
FIG. 6 is a top view thereof.
FIG. 7 is a bottom view thereof; and,
FIG. 8 is a perspective view (as seen from the back view) thereof.

The small broken or dashed lines are used in the drawings to show the environment related to the claimed design and form no part of the claimed design. The more bold larger dashed lines are used to show stitching which is part of the environment and form no part of the claimed features. The longer irregular dashed lines are used to show curvature.

1 Claim, 8 Drawing Sheets



(56)

References Cited

U.S. PATENT DOCUMENTS

D465,925	S	*	11/2002	Chapelier	D3/303
D468,096	S	*	1/2003	Staples	D3/233
D483,177	S	*	12/2003	Nally	D3/254
D491,354	S	*	6/2004	Chapelier	D3/246
D492,115	S	*	6/2004	Bertelsen et al.	D3/318
D501,600	S	*	2/2005	Guyon	D3/246
D534,352	S	*	1/2007	Delafontaine	D3/246
D535,475	S	*	1/2007	Delafontaine	D3/246
D554,373	S	*	11/2007	Fenton et al.	D3/318
D562,551	S	*	2/2008	Liu	D3/246
D568,044	S	*	5/2008	Kamiya	D3/246
D572,471	S	*	7/2008	Saconay-Duhart	D3/246
D572,472	S	*	7/2008	Saconay-Duhart	D3/246
D593,752	S	*	6/2009	de Natale	D3/303
D594,654	S	*	6/2009	Guyon	D3/245
D611,706	S	*	3/2010	Angles et al.	D3/243
D631,653	S	*	2/2011	Brown	D3/232
D636,184	S	*	4/2011	Scicluna et al.	D3/318
D675,430	S	*	2/2013	Lagerfeld	D3/246
D681,947	S	*	5/2013	Weinshanker	D3/232
D710,092	S	*	8/2014	Boutet et al.	D3/232
D715,544	S	*	10/2014	Levine	D3/246

OTHER PUBLICATIONS

Small Leather Tote With Strap found on Sep. 28, 2016 posted by Lindy McDonough on May 28, 2013 on <http://lotuffleather.com/blogs/american-craftsman/8552441-womens-spring-2013>.*

A scanned photograph of a duffle bag with an angled handle which has similar features of the handle design in the instant pending design application.

* cited by examiner

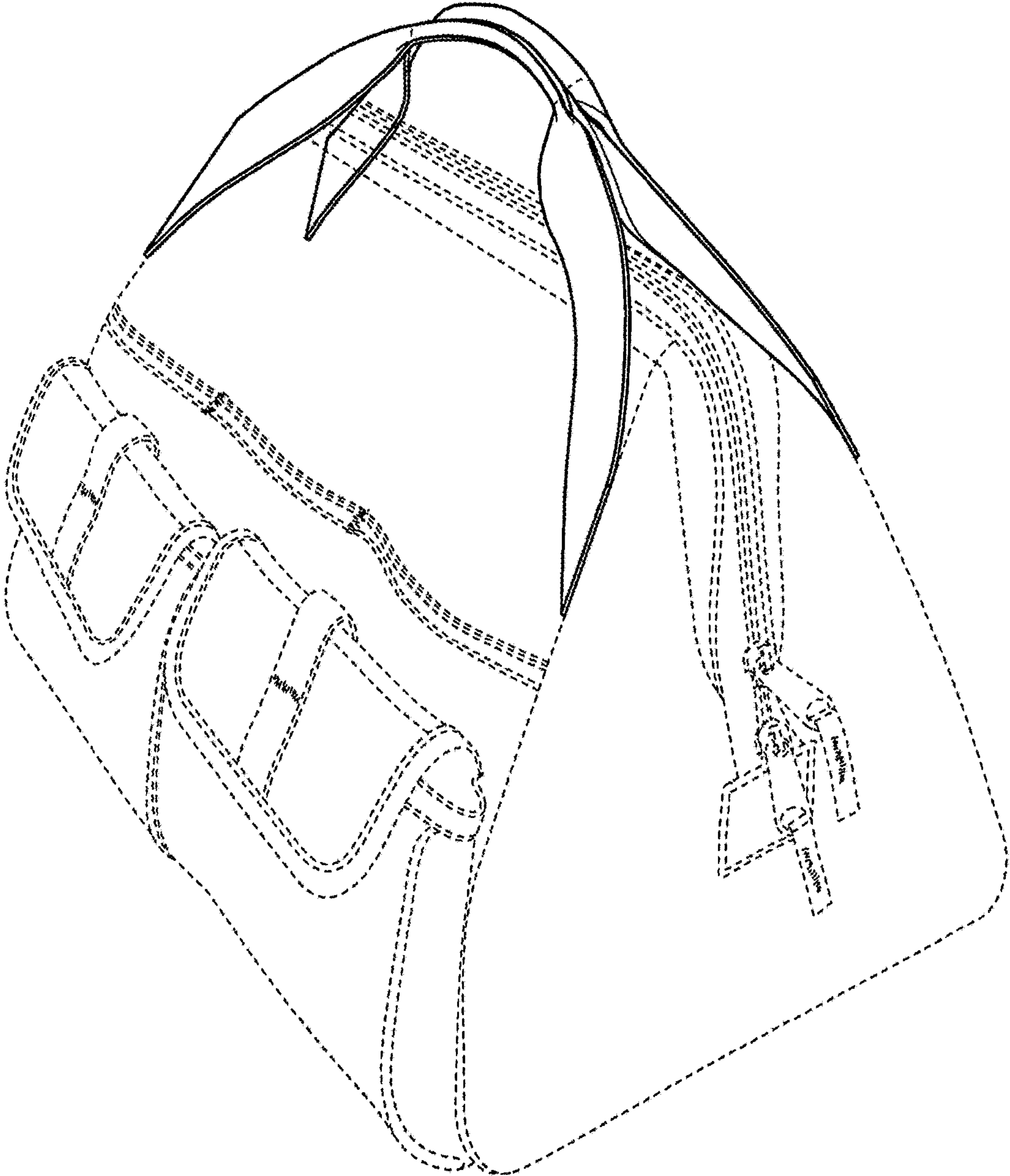


FIG. 1

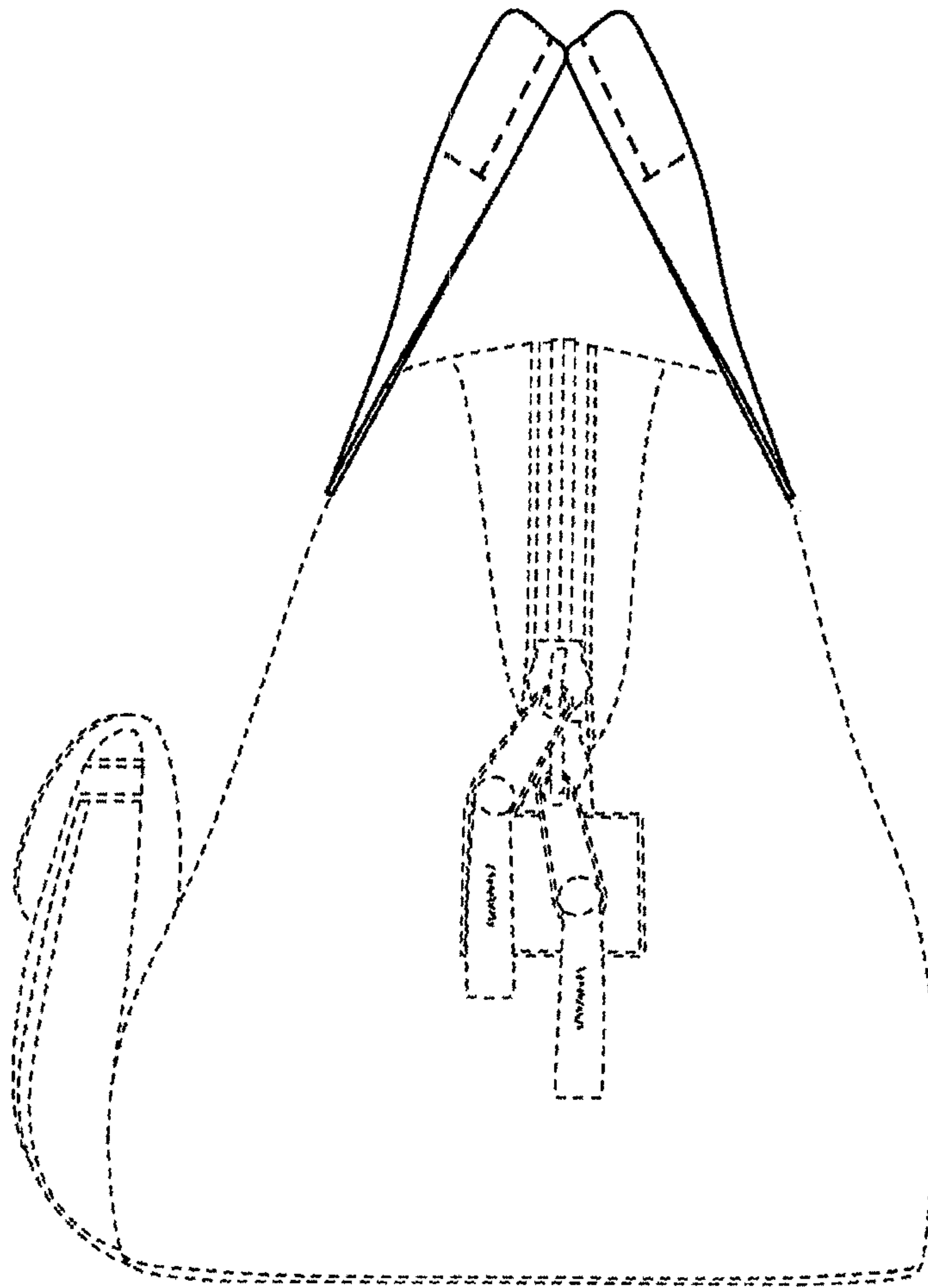


FIG. 2

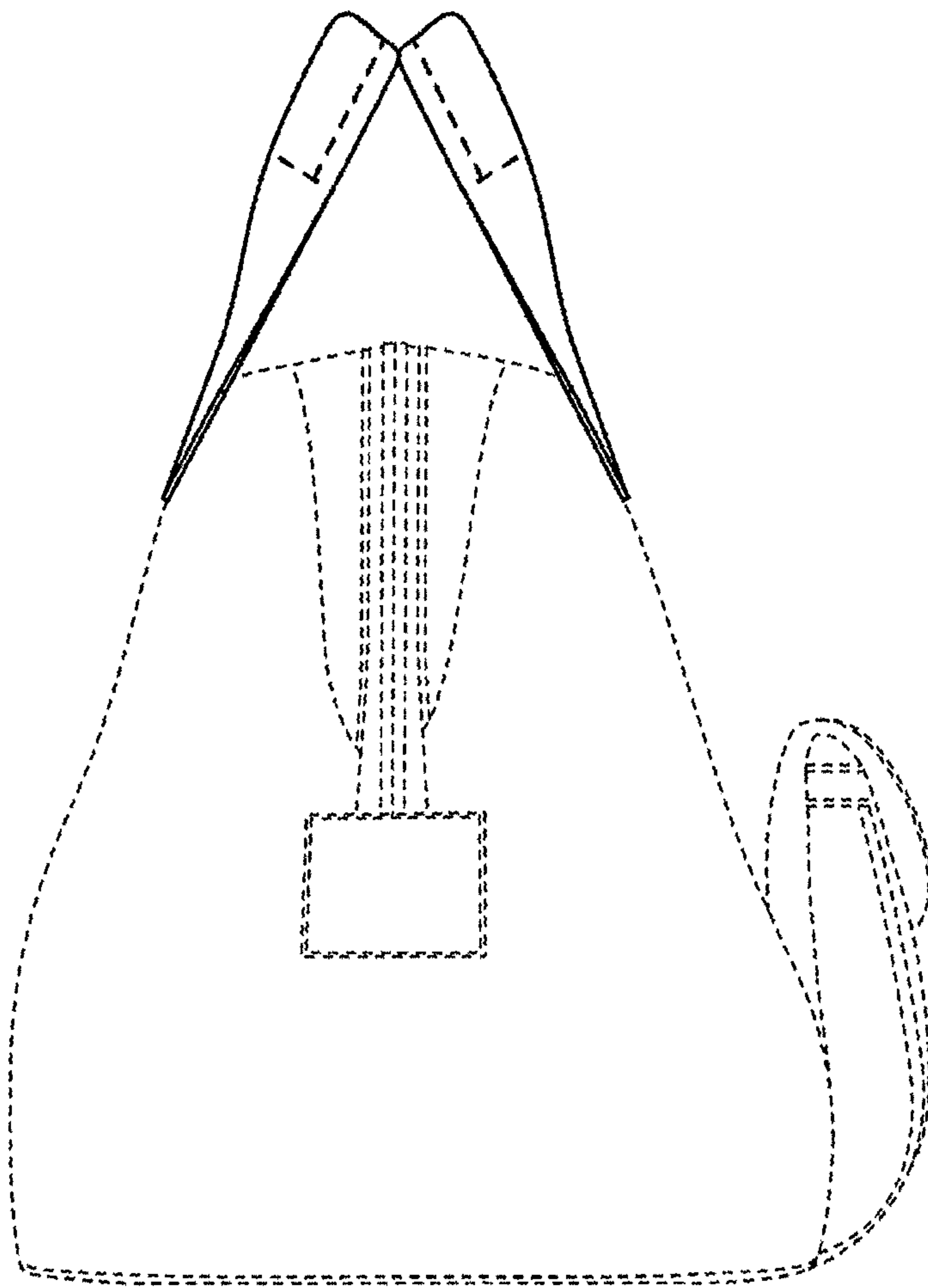


FIG. 3

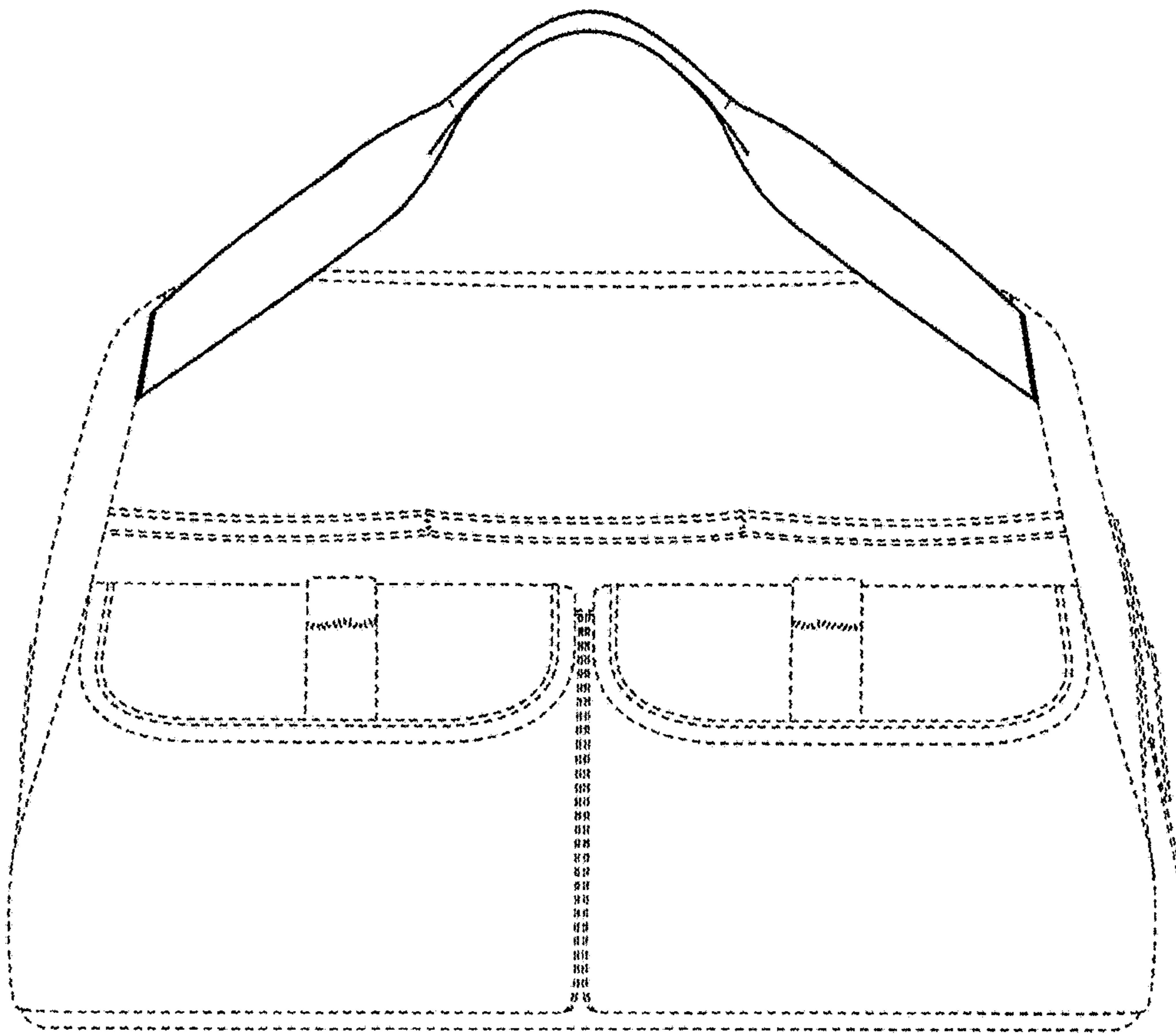


FIG. 4

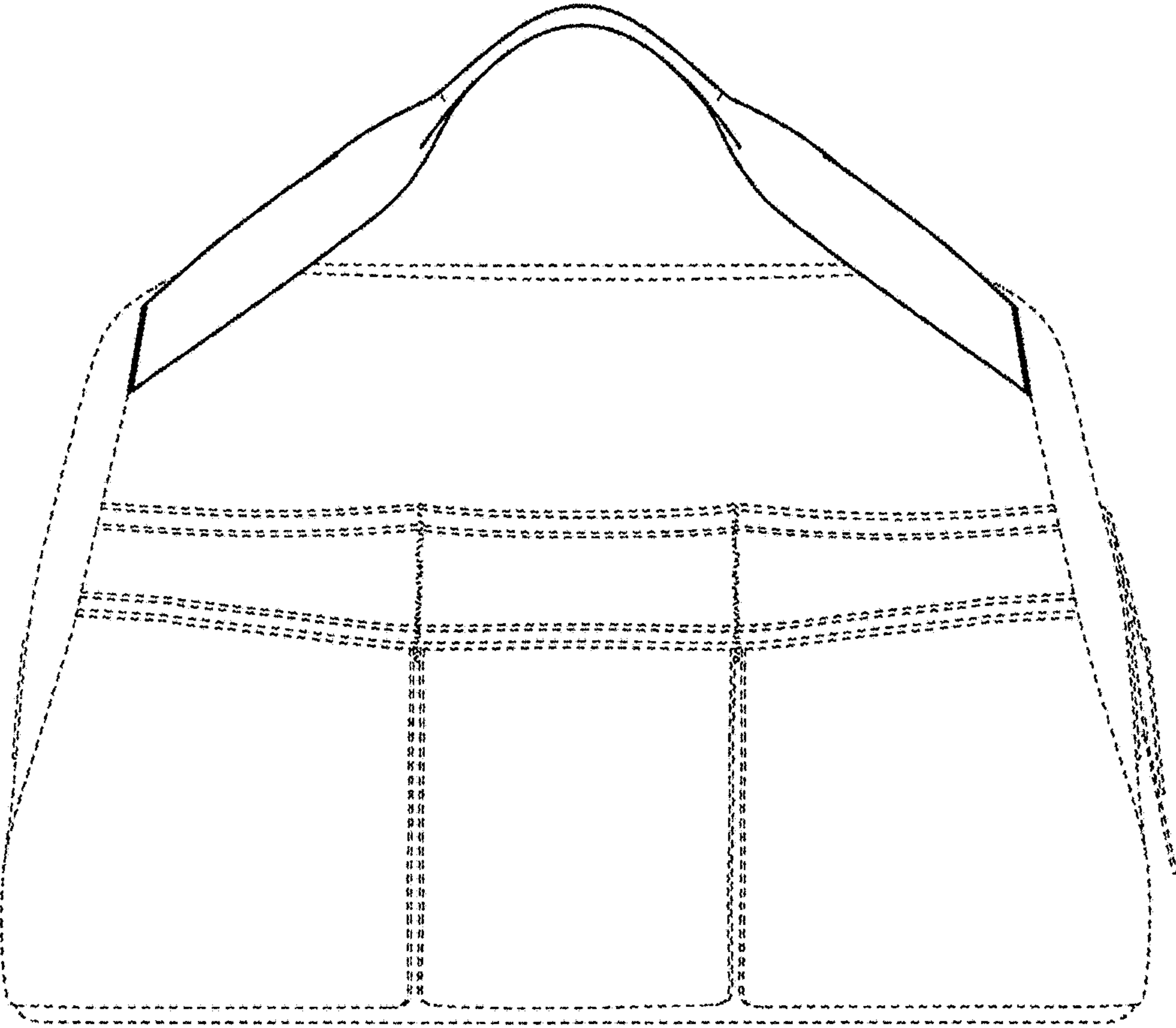


FIG. 5

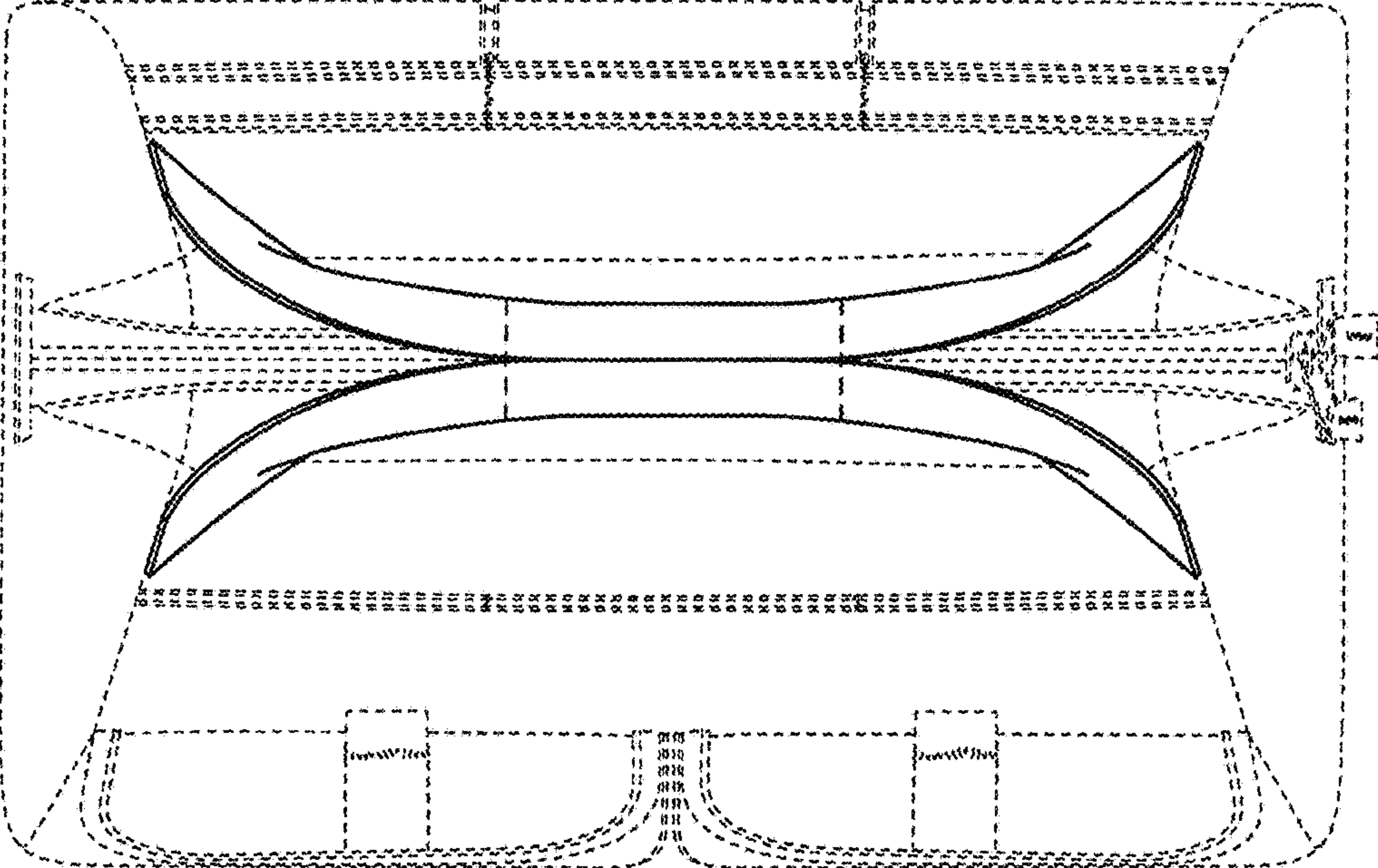


FIG. 6

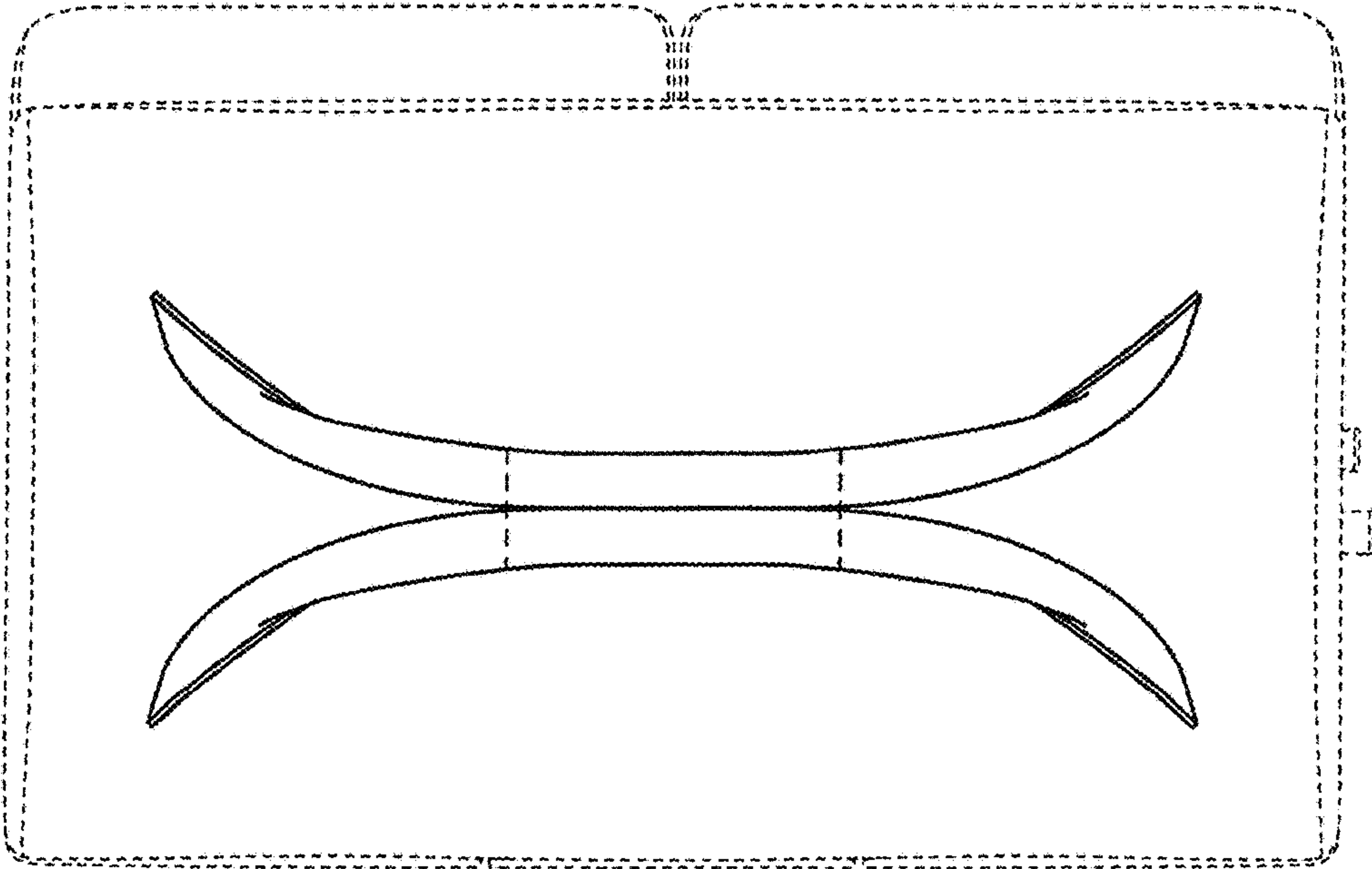


FIG. 7

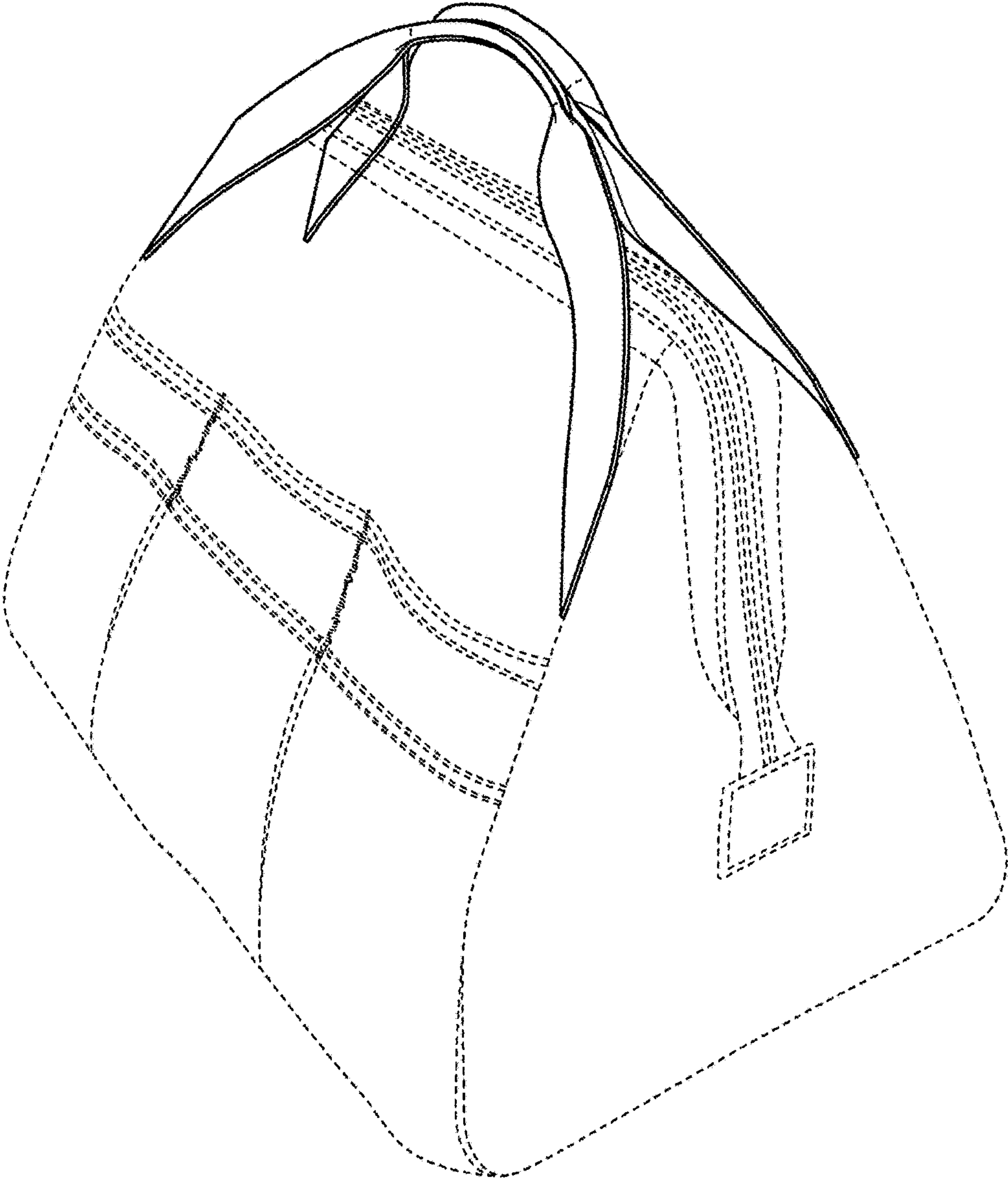


FIG. 8