



US00D861334S

(12) **United States Design Patent**
Feng

(10) **Patent No.:** **US D861,334 S**
(45) **Date of Patent:** **** Oct. 1, 2019**

- (54) **MOBILE PHONE COVER**
- (71) Applicant: **Guangzhou Landscape Communication Equipment Co., Ltd,**
Guangzhou (CN)
- (72) Inventor: **Youqing Feng,** Anqing (CN)
- (73) Assignee: **Guangzhou Landscape Communication Equipment Co., Ltd,**
Guangzhou (CN)
- (**) Term: **15 Years**
- (21) Appl. No.: **29/693,132**
- (22) Filed: **May 31, 2019**
- (51) **LOC (12) Cl.** **03-01**
- (52) **U.S. Cl.**
USPC **D3/218; D14/253**
- (58) **Field of Classification Search**
USPC D14/251–253, 358, 432, 434, 440, 447;
D3/218; D16/242, 243; D12/415;
D13/107, 108
CPC A45C 11/00; A45F 5/00; F16M 11/06
See application file for complete search history.

(56) **References Cited**

U.S. PATENT DOCUMENTS

- D660,305 S * 5/2012 Ho D14/447
- D671,932 S * 12/2012 Azoulay D14/250
- D679,693 S * 4/2013 Rashid D14/250
- D693,580 S * 11/2013 Baker D3/328
- D707,443 S * 6/2014 Dailey D3/218
- D713,849 S * 9/2014 Kirwer D12/416
- D716,044 S * 10/2014 Wilk D3/247
- D717,538 S * 11/2014 Bransfield D3/218
- 9,004,330 B2 * 4/2015 White A45F 5/00
224/256
- D751,284 S * 3/2016 Kishimoto D3/218

- D753,912 S * 4/2016 Spero A45C 13/20
D3/218
- 9,421,920 B2 * 8/2016 Jang A45F 5/00
- D773,803 S * 12/2016 Larsen D14/253
- D780,166 S 2/2017 Lin
- D782,185 S * 3/2017 Lederer D14/252
- D782,488 S * 3/2017 Kim D14/447
- D790,526 S 6/2017 Babichenko
- D791,759 S 7/2017 Lin
- D795,235 S * 8/2017 Haymond D14/250
- 9,891,504 B2 * 2/2018 Fromm F16M 11/041
- D815,086 S * 4/2018 Jeon D14/251
- D829,722 S * 10/2018 Kim D14/447
- D842,290 S * 3/2019 Robertson D14/250
- D843,108 S * 3/2019 Munson D3/218
- D844,598 S * 4/2019 Jang D14/251
- 2013/0009032 A1 * 1/2013 Polletta F16M 11/041
248/440.1
- 2014/0259538 A1 * 9/2014 Bransfield A45F 5/02
24/3.13

(Continued)

Primary Examiner — Janice Hallmark

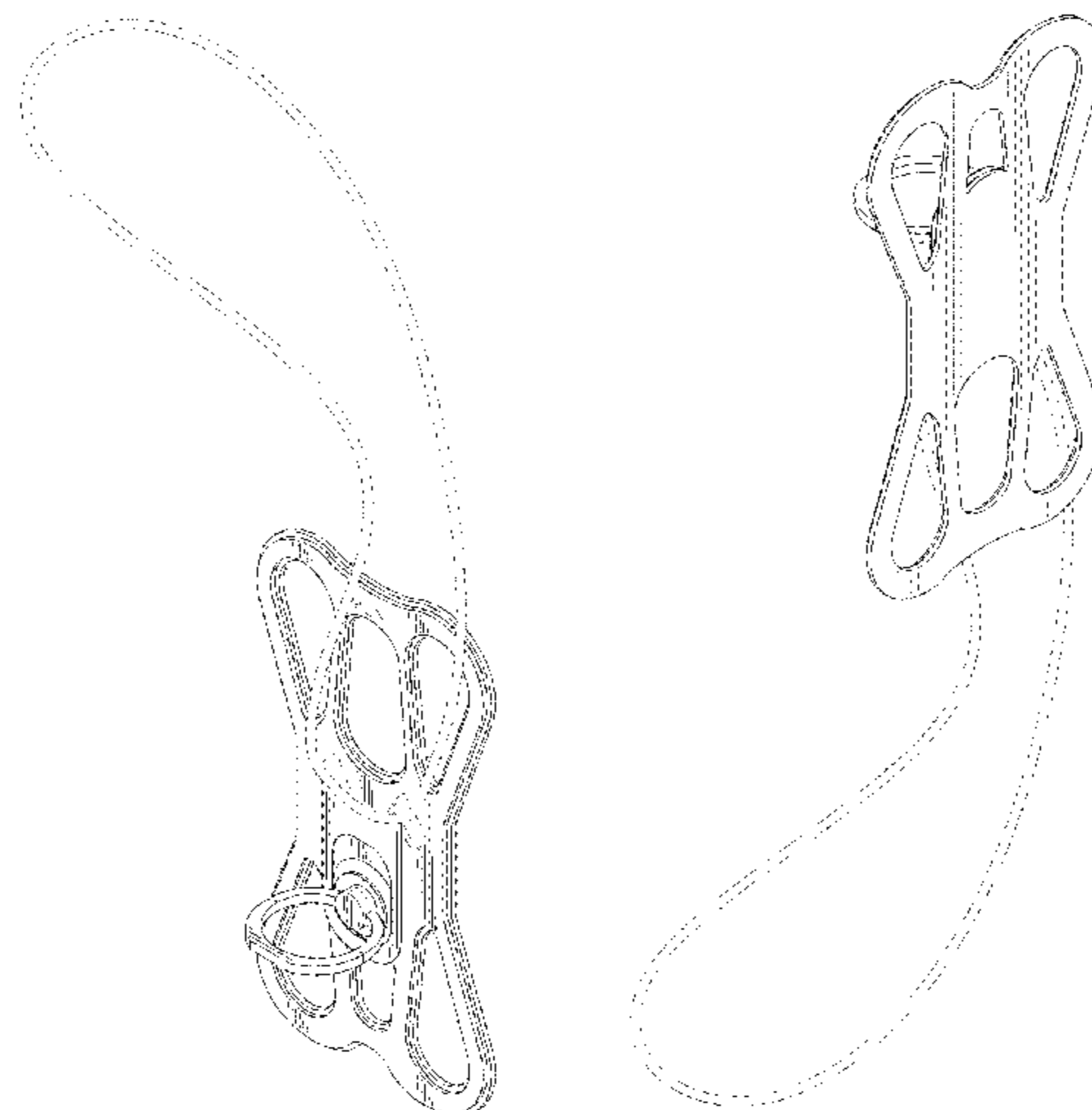
(57) **CLAIM**

The ornamental design for a mobile phone cover, as shown and described.

DESCRIPTION

FIG. 1 is a first perspective view of a mobile phone cover showing my design;
 FIG. 2 is a second perspective view thereof;
 FIG. 3 is a front view thereof;
 FIG. 4 is a back view thereof;
 FIG. 5 is a left side view thereof;
 FIG. 6 is a right side view thereof;
 FIG. 7 is a top view thereof; and,
 FIG. 8 is a bottom view thereof.
 The broken lines shown in the drawings depict portions of the mobile phone cover in which the design is embodied that form no part of the claimed design.

1 Claim, 8 Drawing Sheets



(56)

References Cited

U.S. PATENT DOCUMENTS

2015/0001265 A1* 1/2015 Hart A45F 5/021
224/269
2015/0249730 A1* 9/2015 Larsen G03B 17/561
29/428
2015/0288406 A1* 10/2015 Haymond H04B 1/3888
455/575.6
2016/0020809 A1* 1/2016 Joslin H04B 1/3888
455/575.6
2016/0281919 A1* 9/2016 Kofler B62J 11/00
2017/0120980 A1* 5/2017 Karl B62J 11/00

* cited by examiner

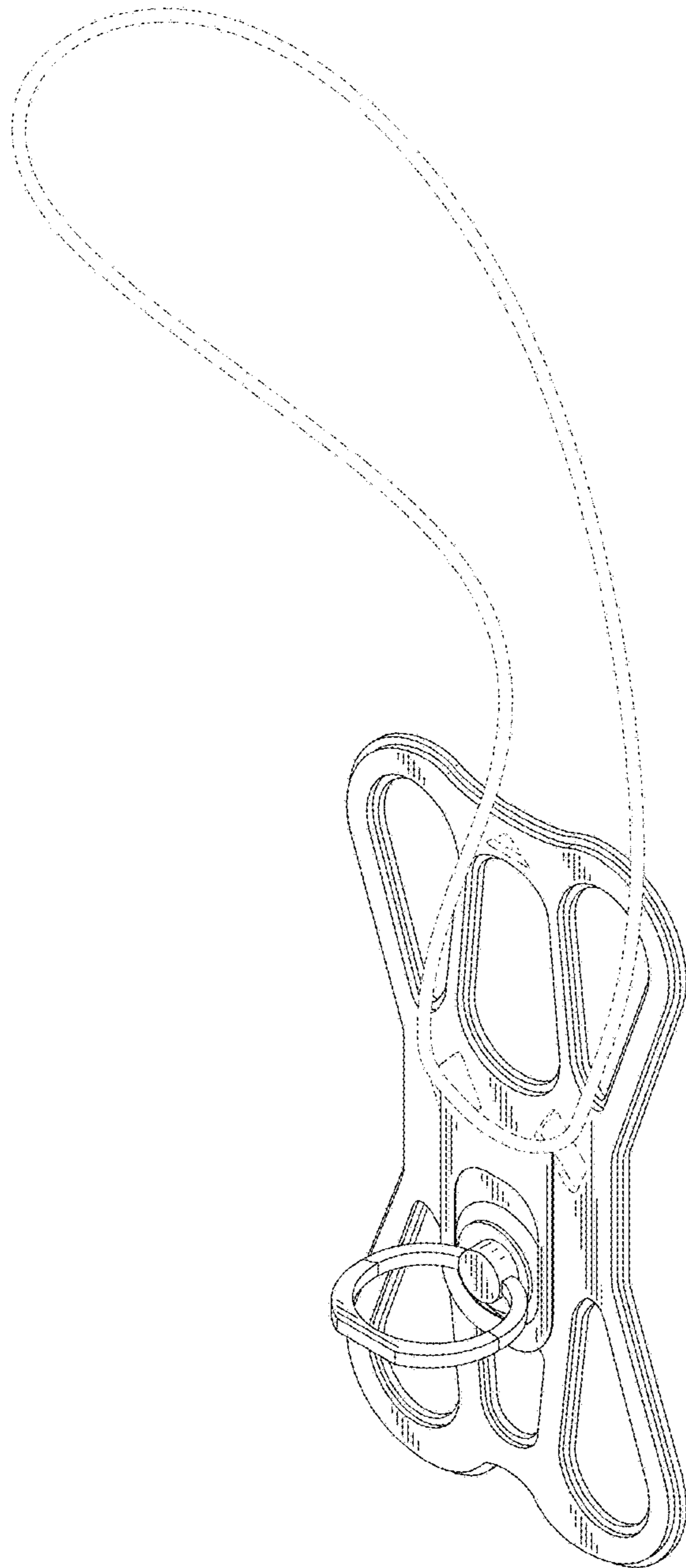


FIG. 1

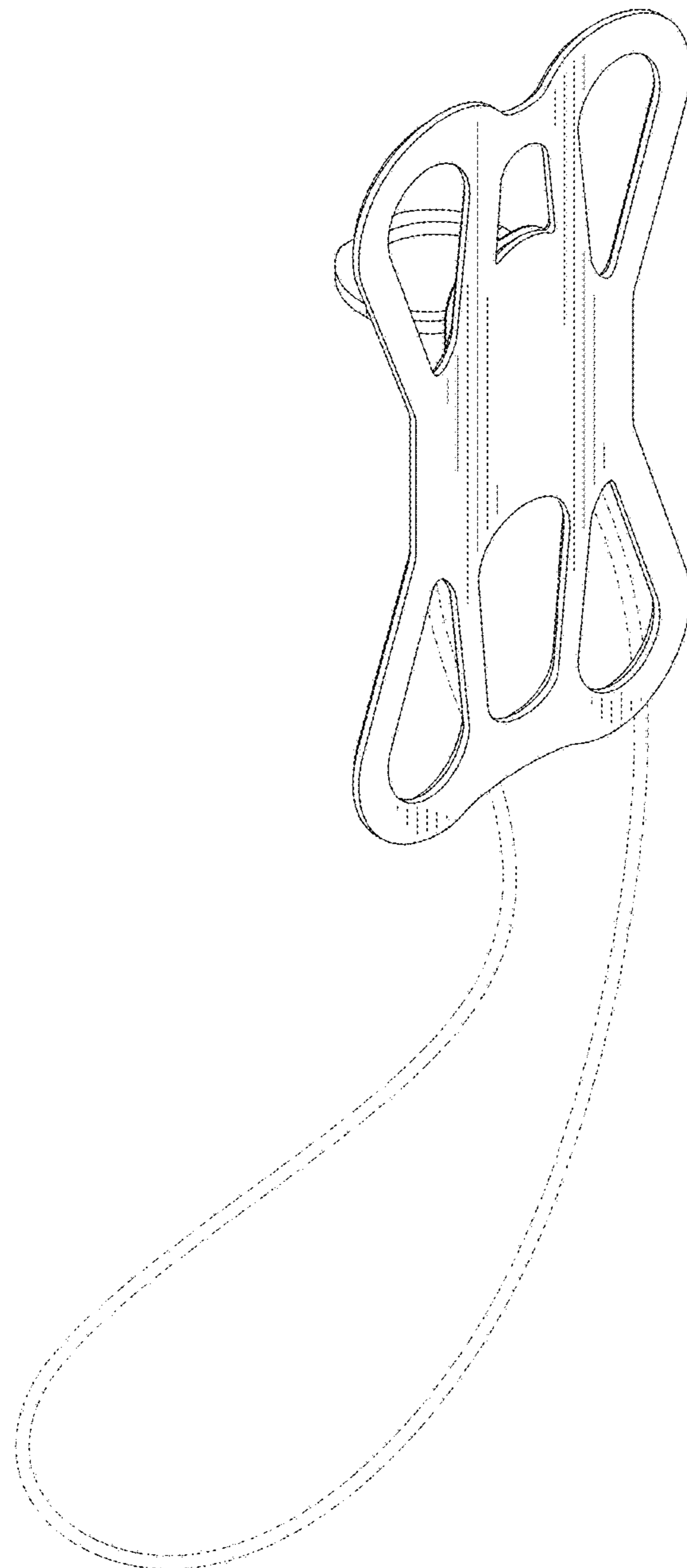


FIG. 2

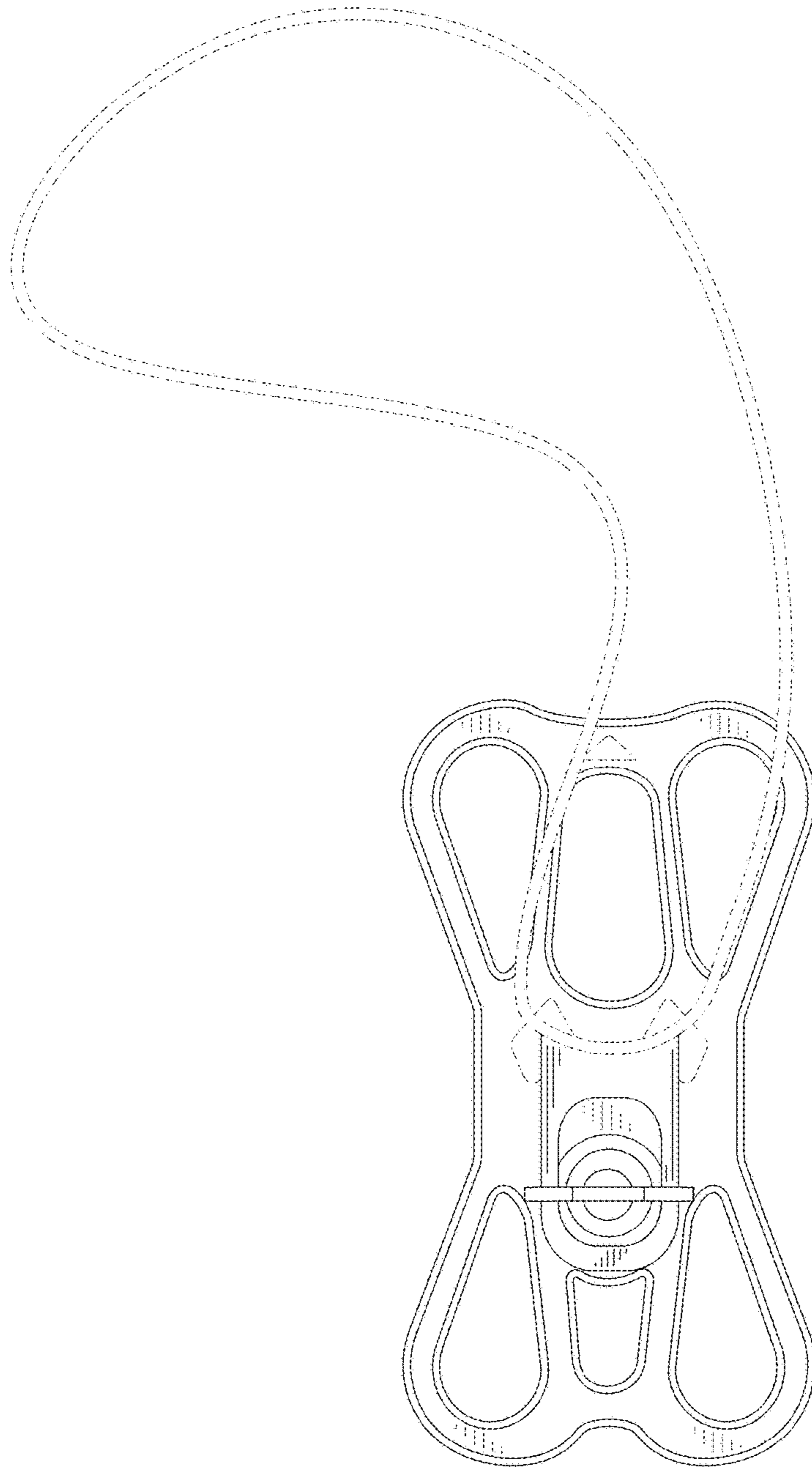


FIG. 3

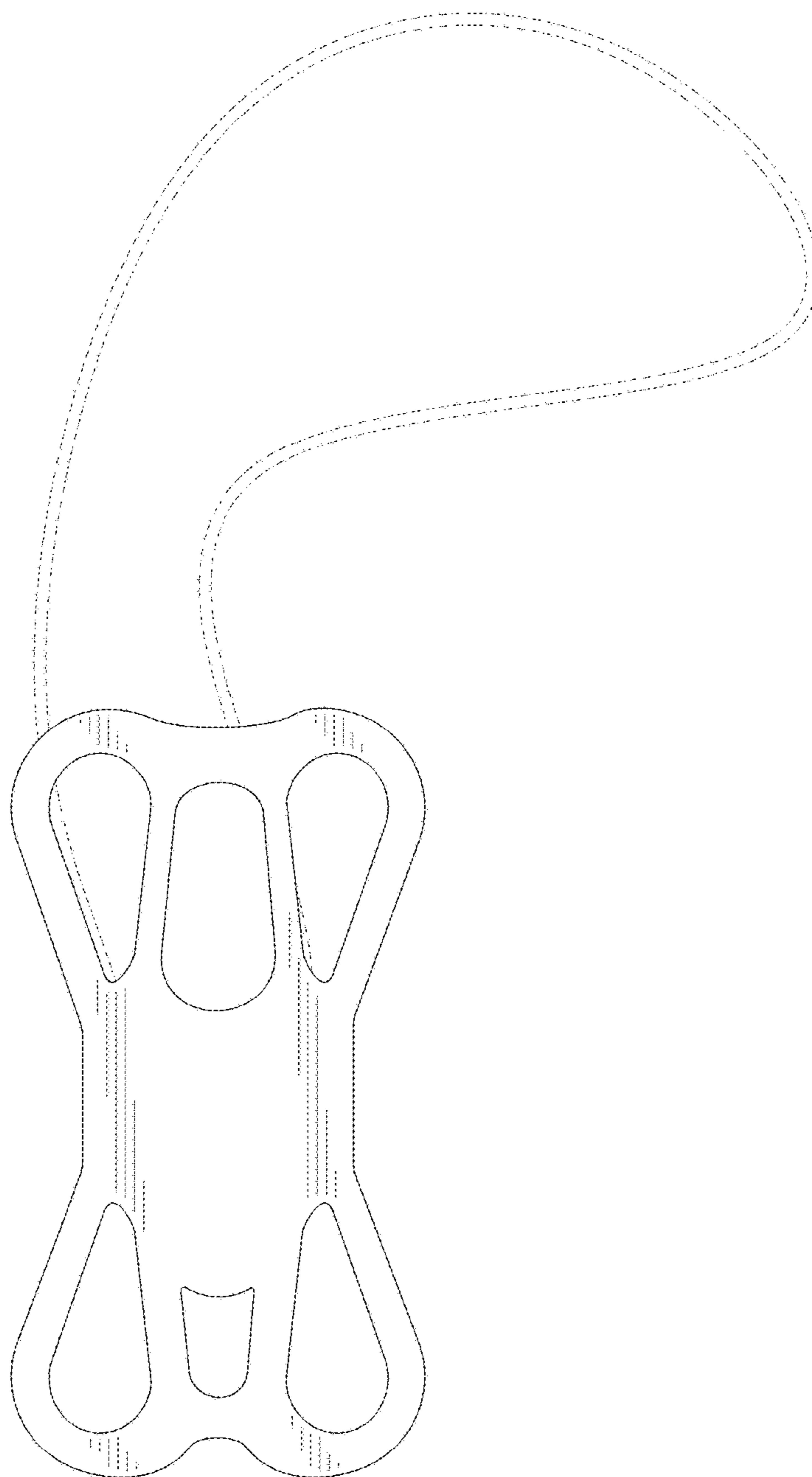


FIG. 4




FIG. 5

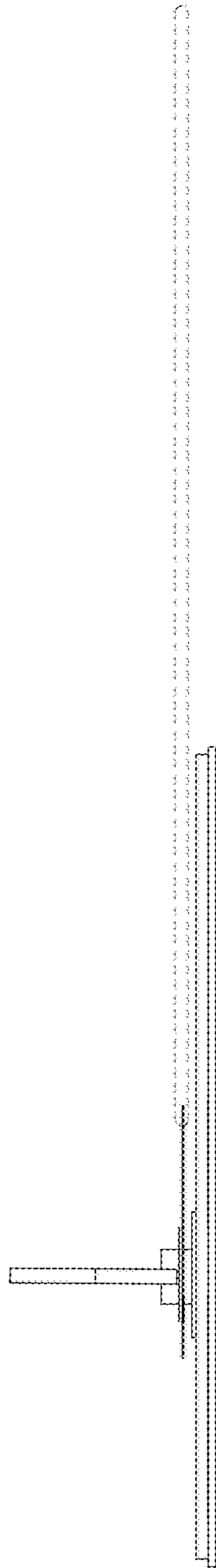


FIG. 6

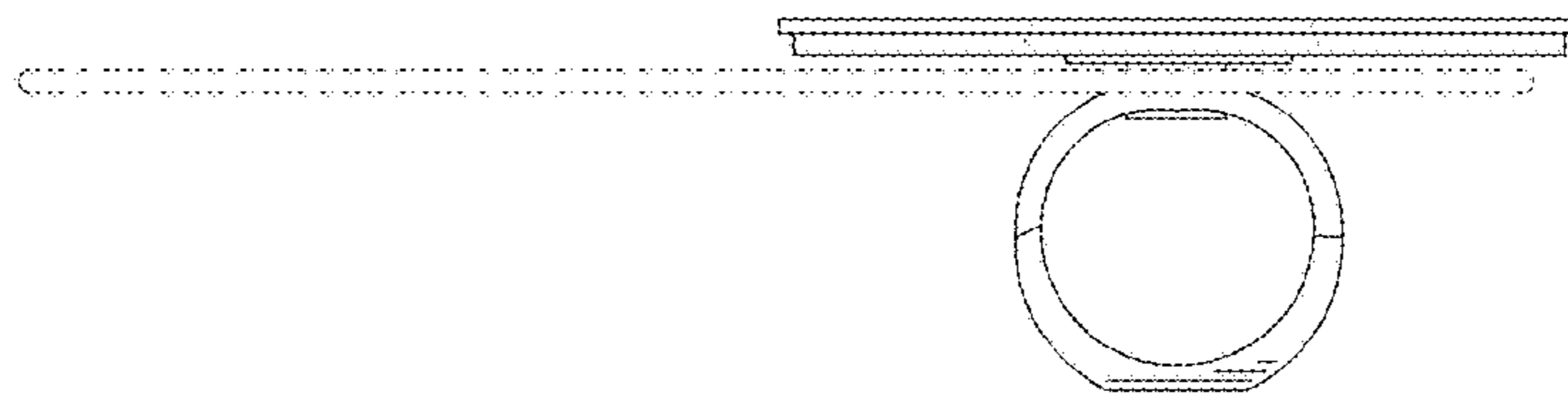


FIG. 7

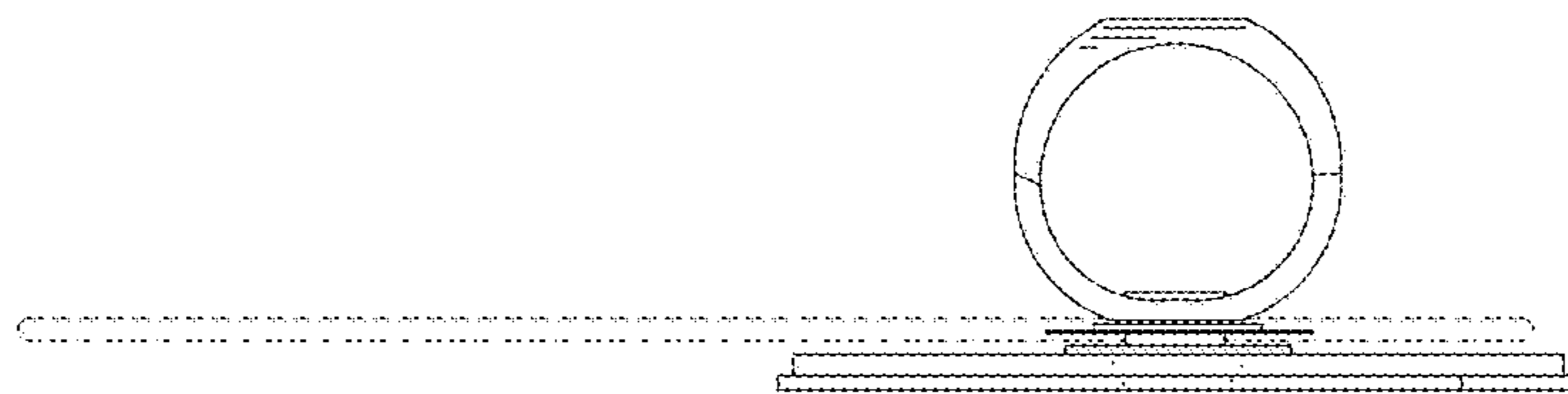


FIG. 8