



US00D861321S

(12) **United States Design Patent** (10) **Patent No.:** **US D861,321 S**
Petre (45) **Date of Patent:** **** Oct. 1, 2019**

(54) **BEVERAGE CONTAINER**
(71) Applicant: **Outdoor Recreation Company of America, LLC**, Nashville, TN (US)
(72) Inventor: **Stephen J. Petre**, Maryville, TN (US)
(73) Assignee: **Outdoor Recreation Company of America, LLC**, Nashville, TN (US)
(**) Term: **15 Years**
(21) Appl. No.: **29/567,407**
(22) Filed: **Jun. 8, 2016**
(51) **LOC (12) Cl.** **03-01**
(52) **U.S. Cl.**
USPC **D3/202**
(58) **Field of Classification Search**
USPC D3/201, 202; D9/600, 416, 518, 438;
D7/509, 511, 514, 515, 522, 524, 537,
D7/538, 539
CPC B65D 1/02; B65D 1/0223; B65D 1/023;
B65D 50/061; B65D 77/24; B65D 77/30;
B65D 51/28; B65D 51/247; B65D 41/14;
B65D 41/18
See application file for complete search history.

D706,081 S * 6/2014 Scott D7/510
D751,384 S * 3/2016 Torrison D9/416
D756,713 S * 5/2016 Scott D7/537
D760,593 S * 7/2016 Scott D7/510
D766,077 S * 9/2016 Margaris D9/416
2004/0247749 A1* 12/2004 Lambert A47G 19/2205
426/107
2005/0139570 A1* 6/2005 Lambert A47G 19/2205
215/223
2013/0313220 A1* 11/2013 Scott A47G 19/2205
215/374

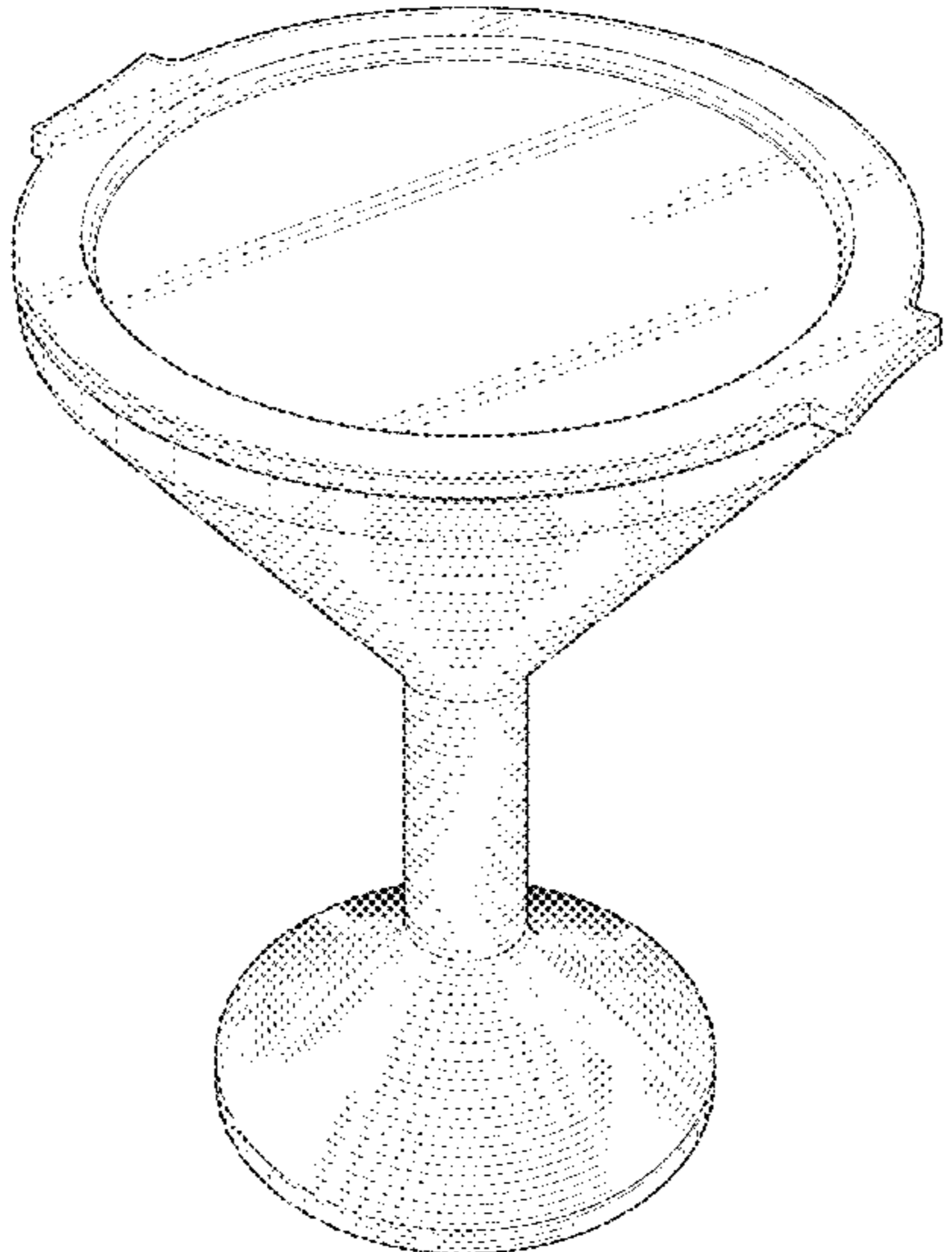
* cited by examiner
Primary Examiner — John Windmuller
Assistant Examiner — Steven J Czyz
(74) *Attorney, Agent, or Firm* — Luedeka Neely Group, P.C.

(56) **References Cited**
U.S. PATENT DOCUMENTS
D93,914 S * 11/1934 Denels et al. D7/511
3,371,812 A * 3/1968 Foster B65D 41/14
215/253
D407,947 S * 4/1999 Barth D7/521
D509,993 S * 9/2005 Lambert D7/524
D519,783 S * 5/2006 Lambert D7/510
D544,651 S * 6/2007 Nylen D30/125
D545,005 S * 6/2007 Nylen D30/125
D560,504 S * 1/2008 Terrasi D7/536
D563,724 S * 3/2008 Bodum D7/509
D564,894 S * 3/2008 Buoy D7/524

(57) **CLAIM**
The ornamental design for a beverage container, as shown and described.

DESCRIPTION
FIG. 1 is a perspective view of a beverage container;
FIG. 2 is a front side view, with the rear view being a mirror image thereof;
FIG. 3 is a left side view, with the right-side view being a mirror image thereof;
FIG. 4 is a top view thereof;
FIG. 5 is a bottom view thereof;
FIG. 6 is a perspective view of the beverage container shown without the lid for ease of disclosure; and,
FIG. 7 is a cross sectional view of the beverage container taken along lines 7-7 of FIG. 4.
The broken lines depict portions of the article that form no part of the claimed design.
The dash-dot-dash line depicts the boundary of the claim and is not part of the claimed design.

1 Claim, 7 Drawing Sheets






FIG. 1




FIG. 2




FIG. 3

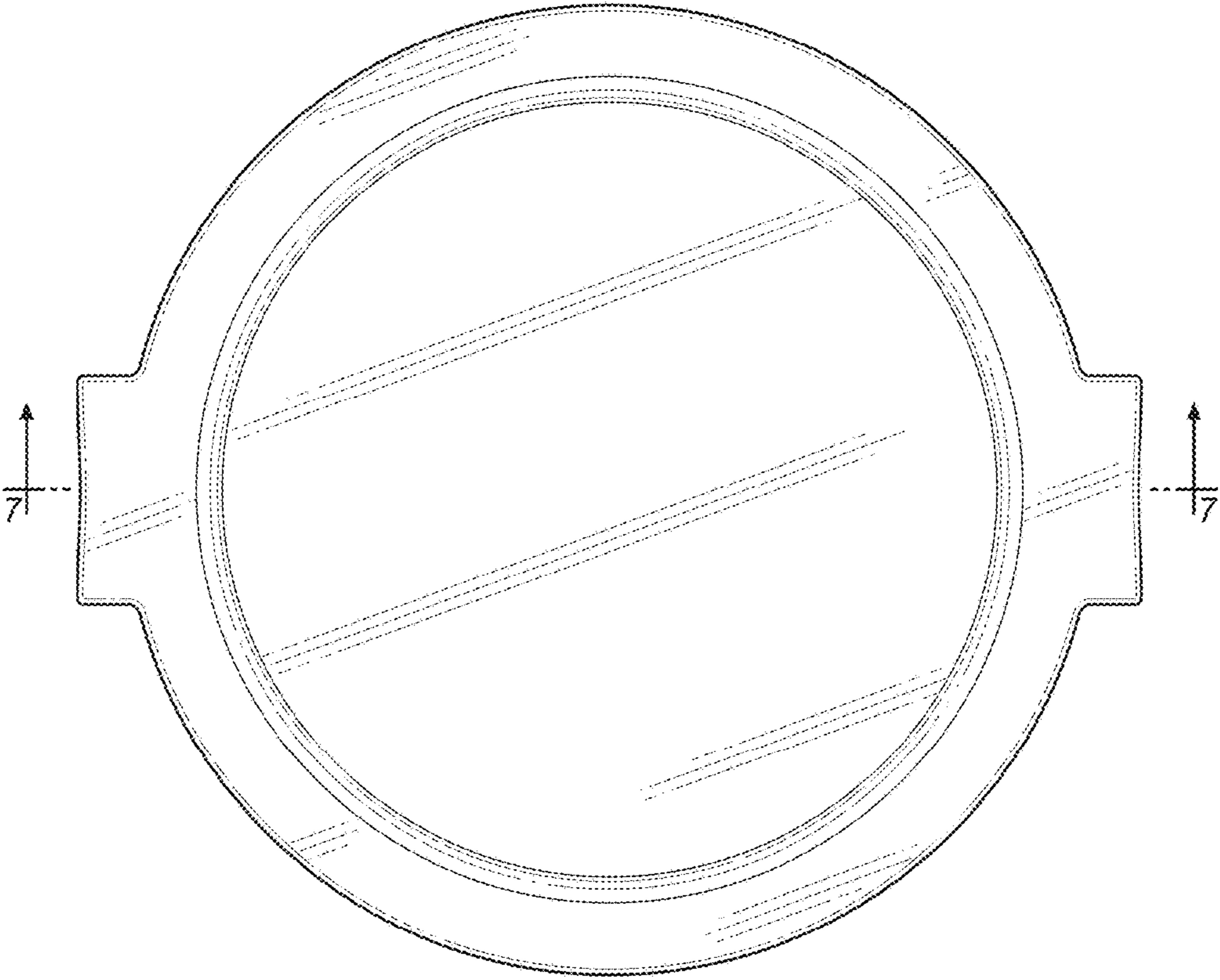


FIG. 4

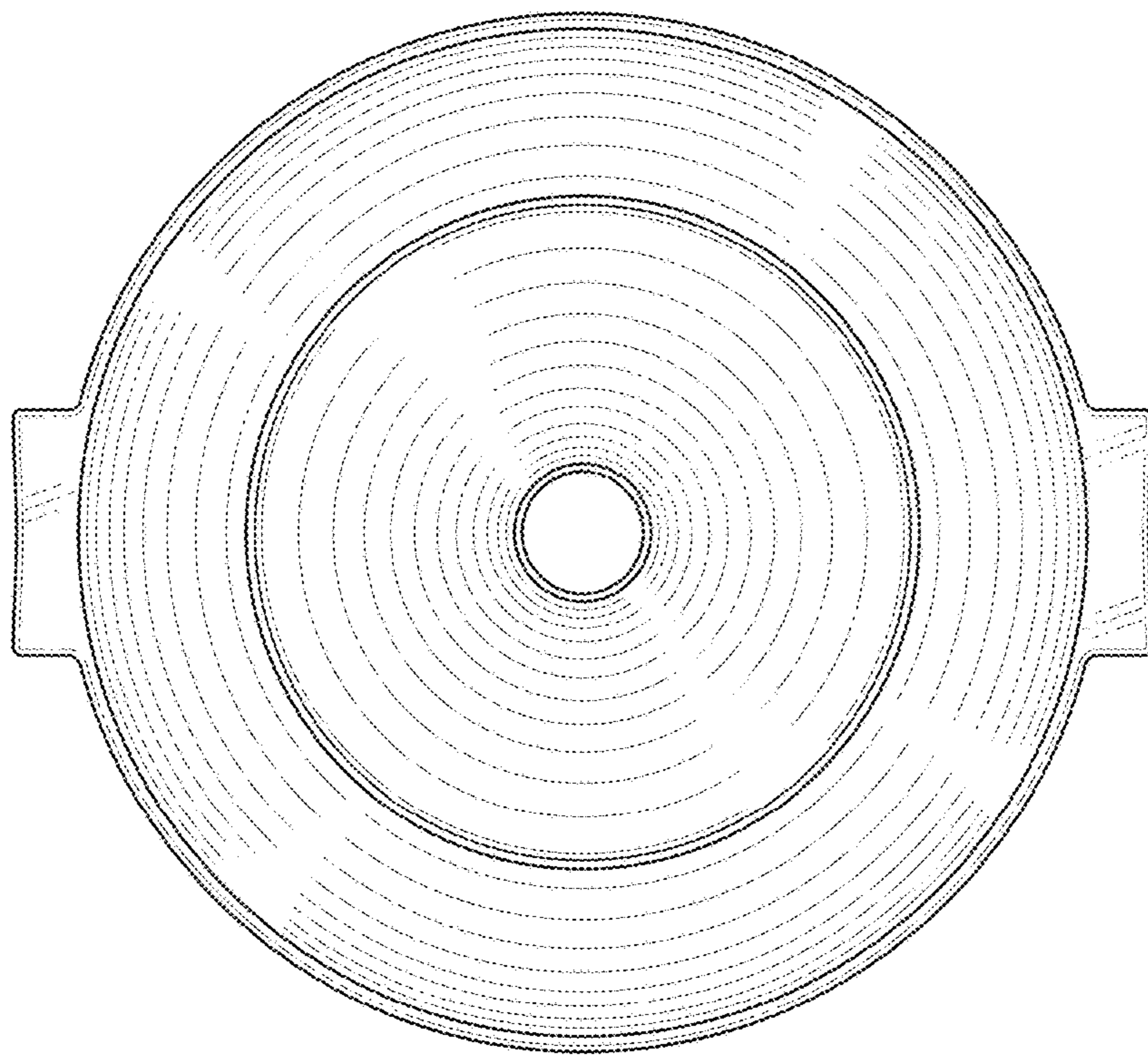


FIG. 5

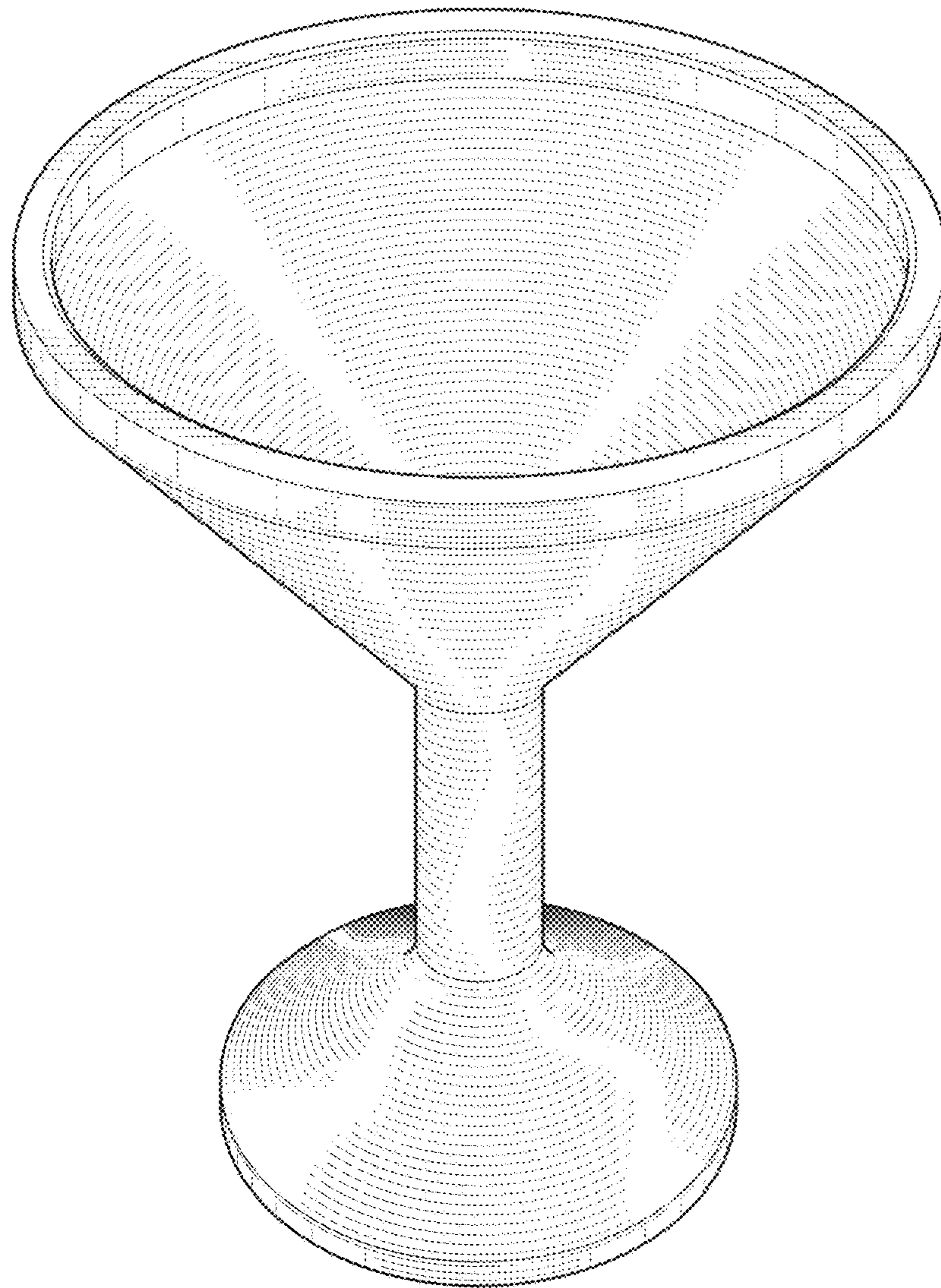


FIG. 6

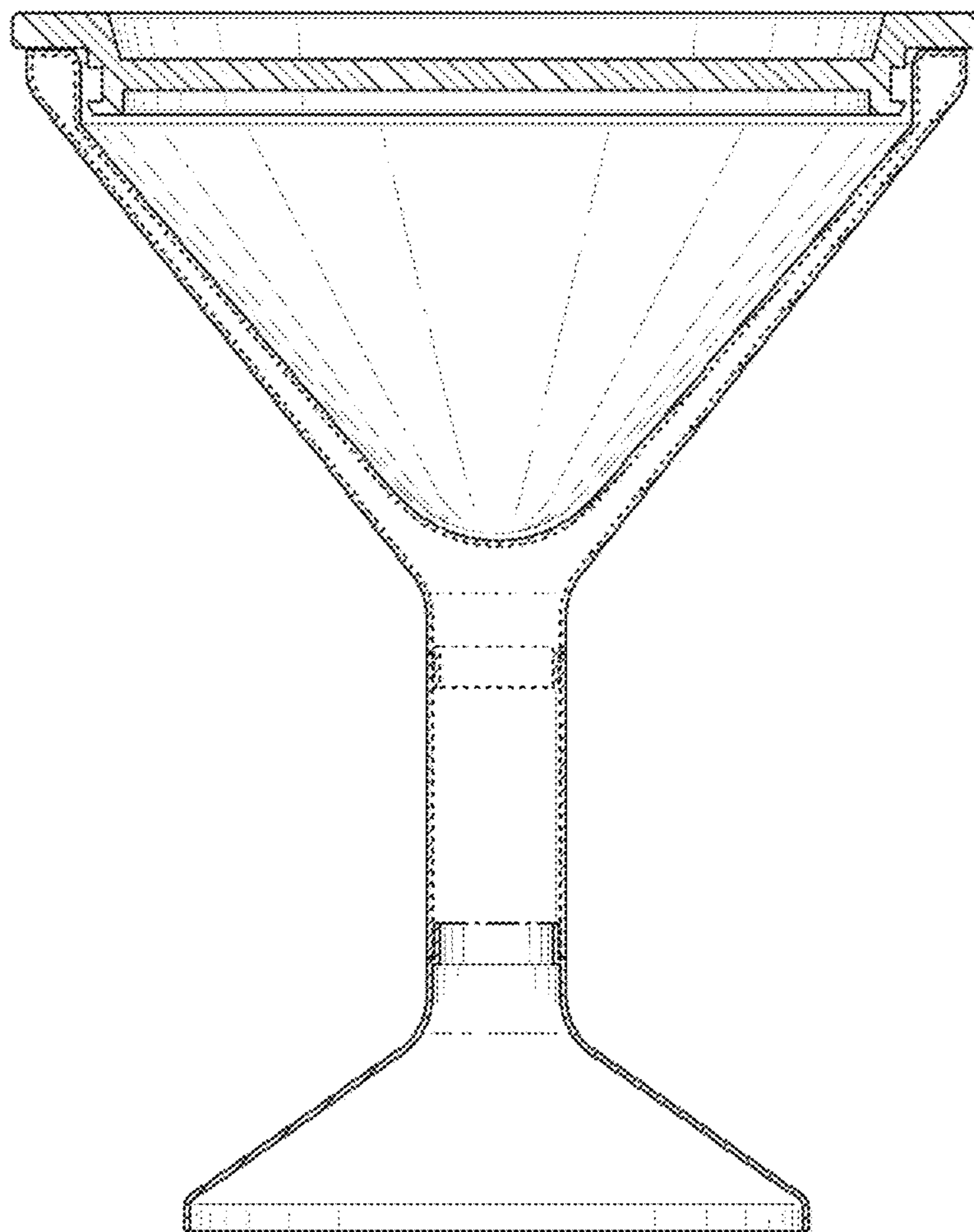


FIG. 7