



US00D861320S

(12) **United States Design Patent** (10) **Patent No.:** **US D861,320 S**  
**Ritter et al.** (45) **Date of Patent:** **\*\* \*Oct. 1, 2019**

(54) **WALKING CANE**

FOREIGN PATENT DOCUMENTS

(71) Applicant: **Medline Industries, Inc.**, Northfield, IL (US)

CN 201210910 Y 3/2009  
CN 201617272 U 11/2010

(Continued)

(72) Inventors: **Joseph Ritter**, Arlington Heights, IL (US); **Megan Gilligan**, Chicago, IL (US); **Gregory J. Foster**, Chicago, IL (US); **Robert W. Sheldon**, Winnetka, IL (US)

OTHER PUBLICATIONS

“HurryCane® Freedom Edition™”, HurryWorks LLC product currently available at <https://www.hurrycane.com/collections/hurrycane/products/hurrycane-freedom-edition>; presently believed to be publicly available at least as of Dec. 1, 2017.

(Continued)

(73) Assignee: **Medline Industries, Inc.**, Northfield, IL (US)

(\*) Notice: This patent is subject to a terminal disclaimer.

*Primary Examiner* — John Windmuller

*Assistant Examiner* — Steven J Czyz

(74) *Attorney, Agent, or Firm* — Fitch, Even, Tabin & Flannery LLP

(\*\*) Term: **15 Years**

(57) **CLAIM**

(21) Appl. No.: **29/632,261**

The ornamental design for a walking cane, as shown and described.

(22) Filed: **Jan. 5, 2018**

**DESCRIPTION**

(51) **LOC (12) Cl.** ..... **03-01**

(52) **U.S. Cl.**  
USPC ..... **D3/7**

(58) **Field of Classification Search**  
USPC ..... D3/5, 6, 7, 8, 9, 10, 12  
CPC .... A45B 9/00; A45B 9/02; A45B 9/04; A45B 2009/005; A45B 2009/007; A45B 2200/05

See application file for complete search history.

FIG. 1 is a front perspective view of a walking cane showing our new design;  
FIG. 2 is a rear perspective view thereof;  
FIG. 3 is a top plan view thereof;  
FIG. 4 is a bottom plan view thereof;  
FIG. 5 is a front elevation view thereof;  
FIG. 6 is a right side elevation view thereof, with the left side being a mirror image thereof;  
FIG. 7 is a rear elevation view thereof;  
FIG. 8 is an enlarged view of the walking cane, taken from the circled portion “8” in FIG. 1;  
FIG. 9 is an enlarged view of the walking cane, taken from the circled portion “9” in FIG. 1; and,  
FIG. 10 is an enlarged view of the walking cane, taken from the circled portion “10” in FIG. 2.  
The dash-dot lines forming a circle in FIGS. 1, 2, 8, 9, and 10 form no part of the claimed design.

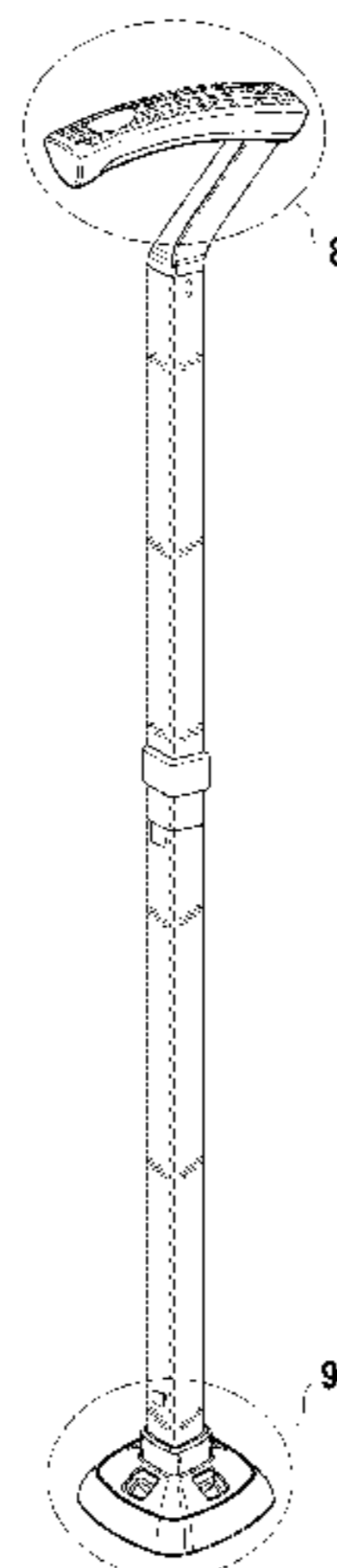
(56) **References Cited**

U.S. PATENT DOCUMENTS

911,636 A 2/1909 Whitlock  
1,396,372 A \* 11/1921 Kutwicz ..... A45B 9/00  
135/65  
2,409,452 A \* 10/1946 Stone ..... A45B 9/00  
403/99  
3,516,697 A 6/1970 Hahn

(Continued)

**1 Claim, 4 Drawing Sheets**



(56)

References Cited

U.S. PATENT DOCUMENTS

3,669,133 A \* 6/1972 Hyman ..... A45B 9/00  
135/74  
4,437,480 A 3/1984 Husa  
4,527,579 A \* 7/1985 Knotter ..... A45B 9/00  
135/74  
4,616,668 A \* 10/1986 Battiston ..... A45B 9/00  
135/75  
4,834,127 A \* 5/1989 Van Sice ..... A45B 9/02  
135/72  
5,139,283 A 8/1992 Dow  
5,771,910 A 6/1998 Kluttz  
5,788,608 A 8/1998 Wilkinson  
D408,126 S \* 4/1999 Hunnicutt, Jr. .... D3/7  
6,131,593 A 10/2000 Greene  
D441,950 S \* 5/2001 Suen ..... D3/7  
6,341,614 B1 \* 1/2002 Tucker ..... A45B 3/00  
135/66  
7,003,849 B2 2/2006 Cohen  
D552,245 S \* 10/2007 Davis ..... D24/188  
D552,340 S \* 10/2007 Graves ..... D3/7  
D555,350 S \* 11/2007 Graves ..... D3/7  
7,434,592 B2 10/2008 Larson  
7,841,353 B2 \* 11/2010 Lee ..... A45B 9/00  
135/74  
D663,942 S \* 7/2012 Martin ..... D3/7  
D693,565 S \* 11/2013 Chan ..... D3/7  
D697,300 S \* 1/2014 Alsaffar ..... D3/7  
D722,762 S \* 2/2015 Kroeker ..... D3/12  
8,985,130 B2 3/2015 Howarth  
9,386,830 B2 \* 7/2016 Crowhurst ..... A45B 9/00  
9,456,671 B2 10/2016 Crowhurst  
9,596,912 B2 \* 3/2017 Sacks ..... A45B 1/04  
D783,267 S \* 4/2017 Birnbaum ..... D3/12  
9,609,925 B2 \* 4/2017 Lenhart ..... A45B 9/00  
9,655,418 B2 \* 5/2017 Chien ..... A45C 9/00  
D789,073 S \* 6/2017 Wu ..... D3/9

D821,085 S \* 6/2018 Ritter ..... D3/8  
10,137,051 B2 11/2018 Ritter  
2015/0374082 A1 12/2015 Austin  
2016/0262506 A1 9/2016 Sacks  
2017/0277021 A1 9/2017 Sultan

FOREIGN PATENT DOCUMENTS

CN 201657882 U 12/2010  
CN 204467178 U 7/2015  
GB 2319724 A 6/1998  
JP 2006081632 A 3/2006  
JP 2010124920 A 6/2010  
KR 20140102917 A 8/2014  
KR 1020140102917 A 8/2014  
WO 2016061364 A1 4/2016

OTHER PUBLICATIONS

“HurryCane® Go™”, HurryWorks LLC product currently available at <https://www.hurrycane.com/collections/hurrycane/products/hurrycane-go>; presently believed to be publicly available at least as of Dec. 1, 2017.

“HurryCane® HurryBright™”, HurryWorks LLC product currently available at <https://www.hurrycane.com/collections/hurrycane/products/hurrycane-hurrybright>; presently believed to be publicly available at least as of Dec. 1, 2017.

“Heavenly Handle™”, HurryWorks LLC product currently available at <https://www.hurrycane.com/collections/hurrycane/products/hurrycane-heavenly-handle>; presently believed to be publicly available at least as of Dec. 1, 2017.

Image of Commercial Cane, HurryWorks LLC product currently available at <https://www.hurrycane.com/pages/hurrycane-how-it-works>; presently believed to be publicly available at least as of Jan. 15, 2018.

\* cited by examiner

FIG. 1

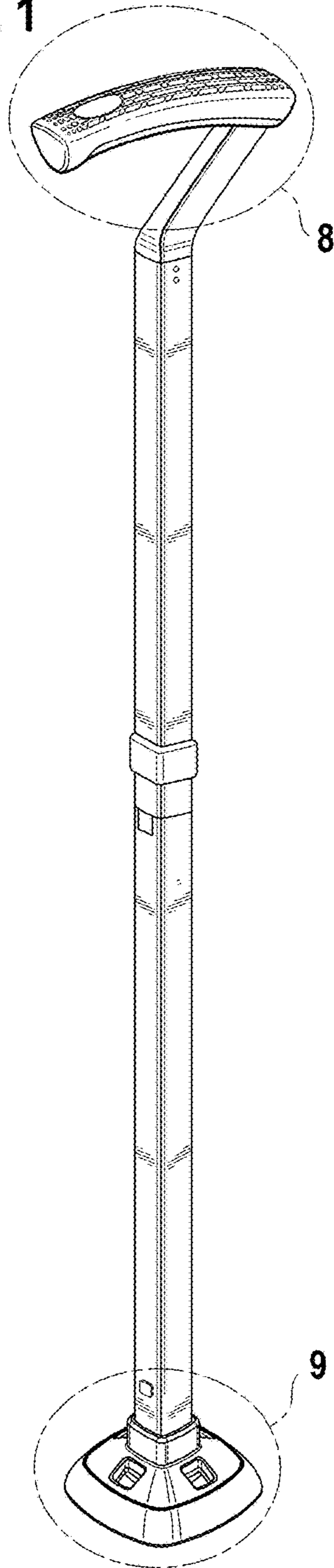


FIG. 2

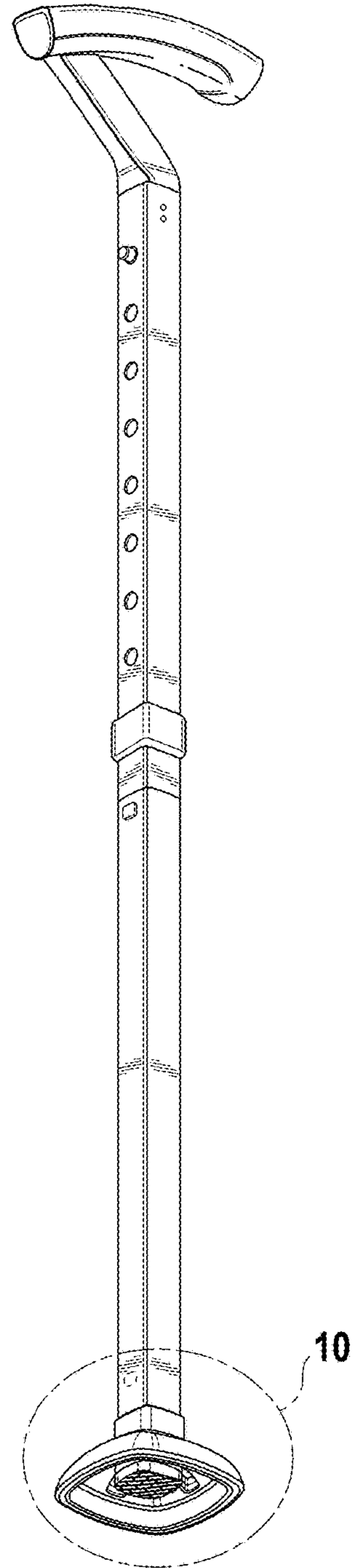


FIG. 3

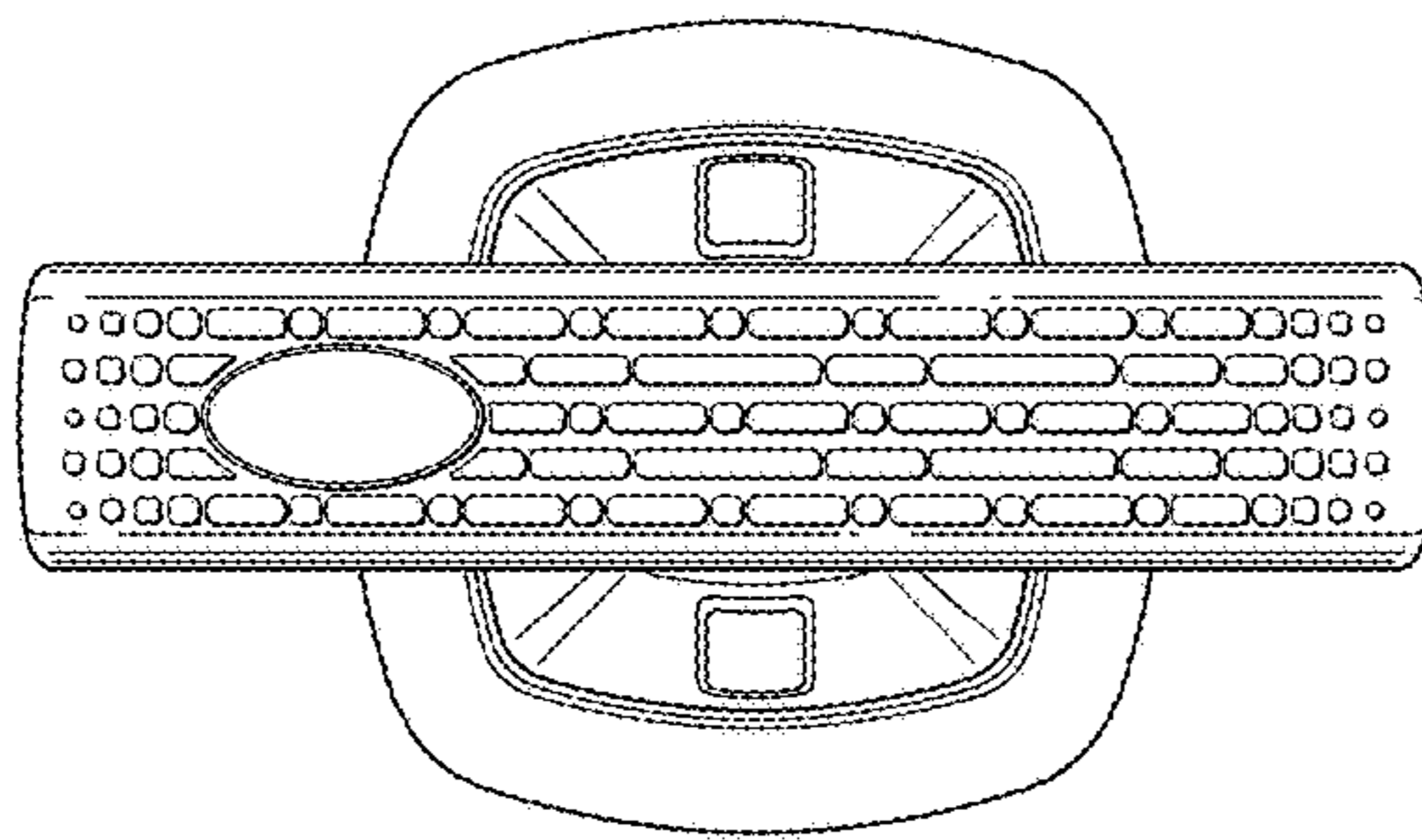


FIG. 4

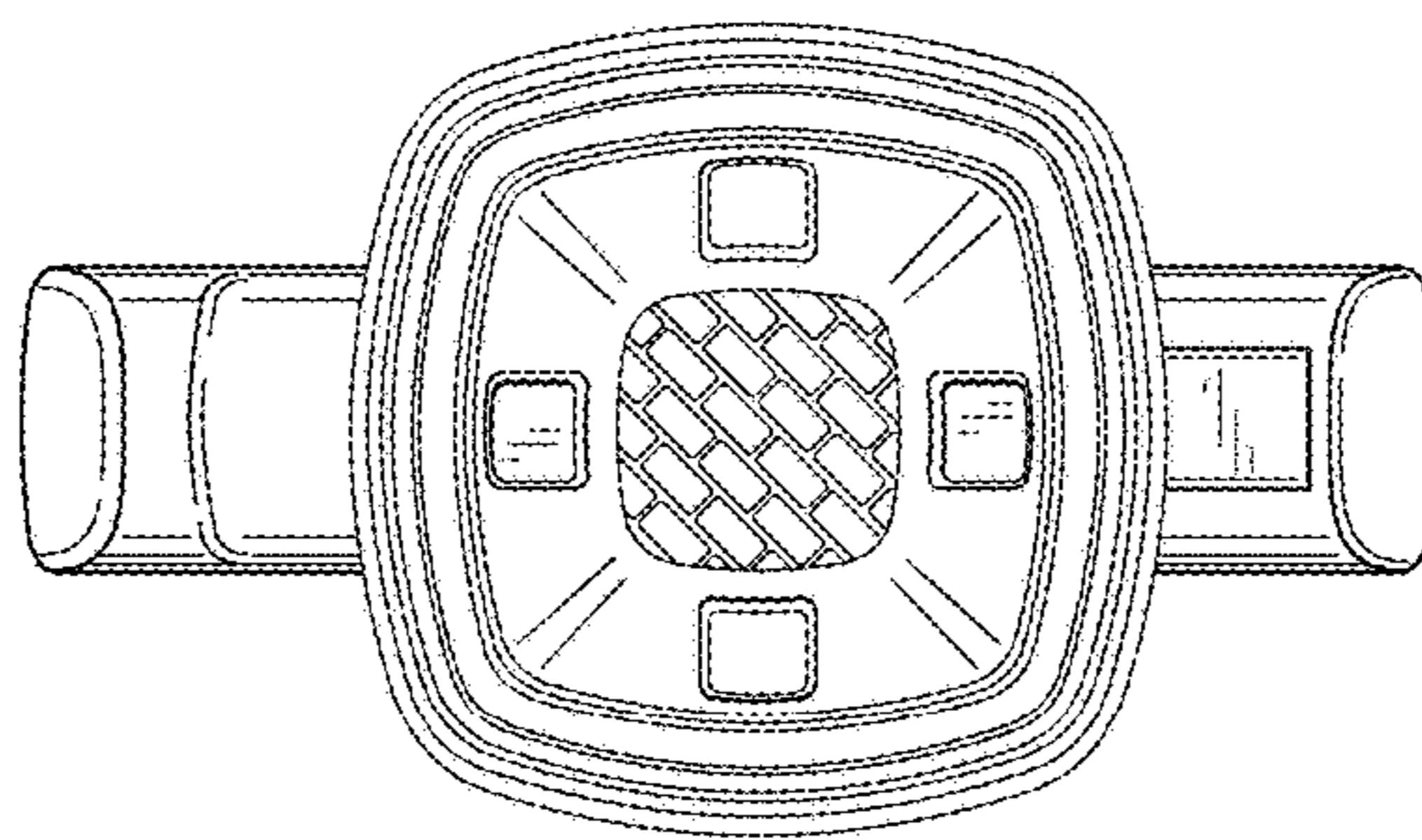




FIG. 5

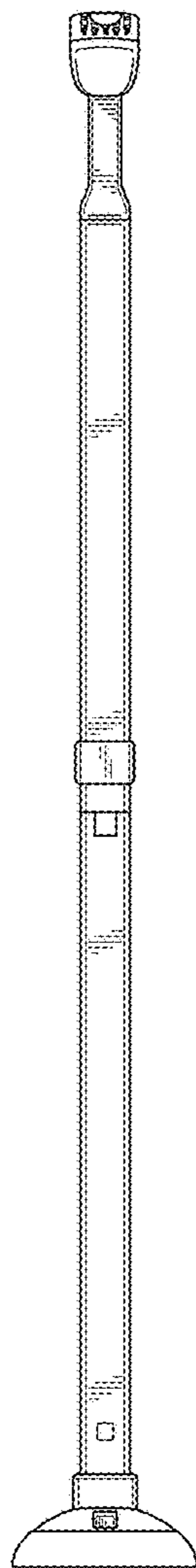


FIG. 6

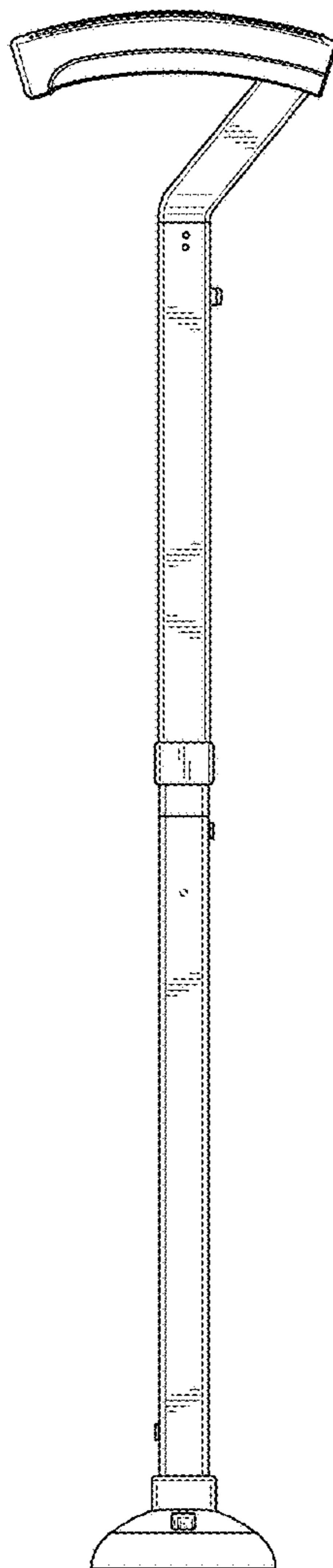
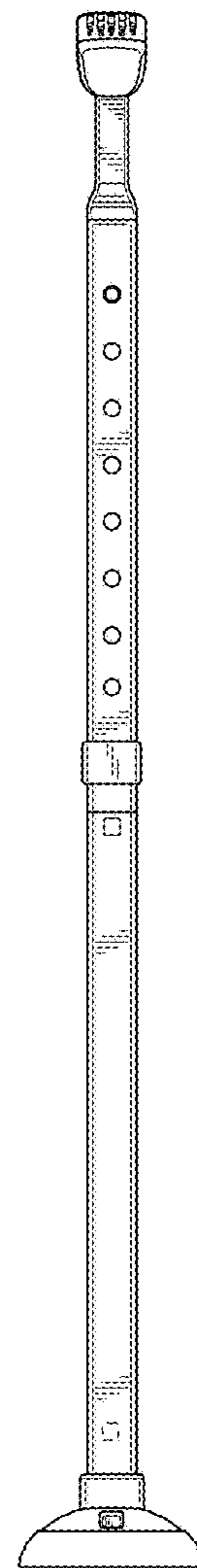
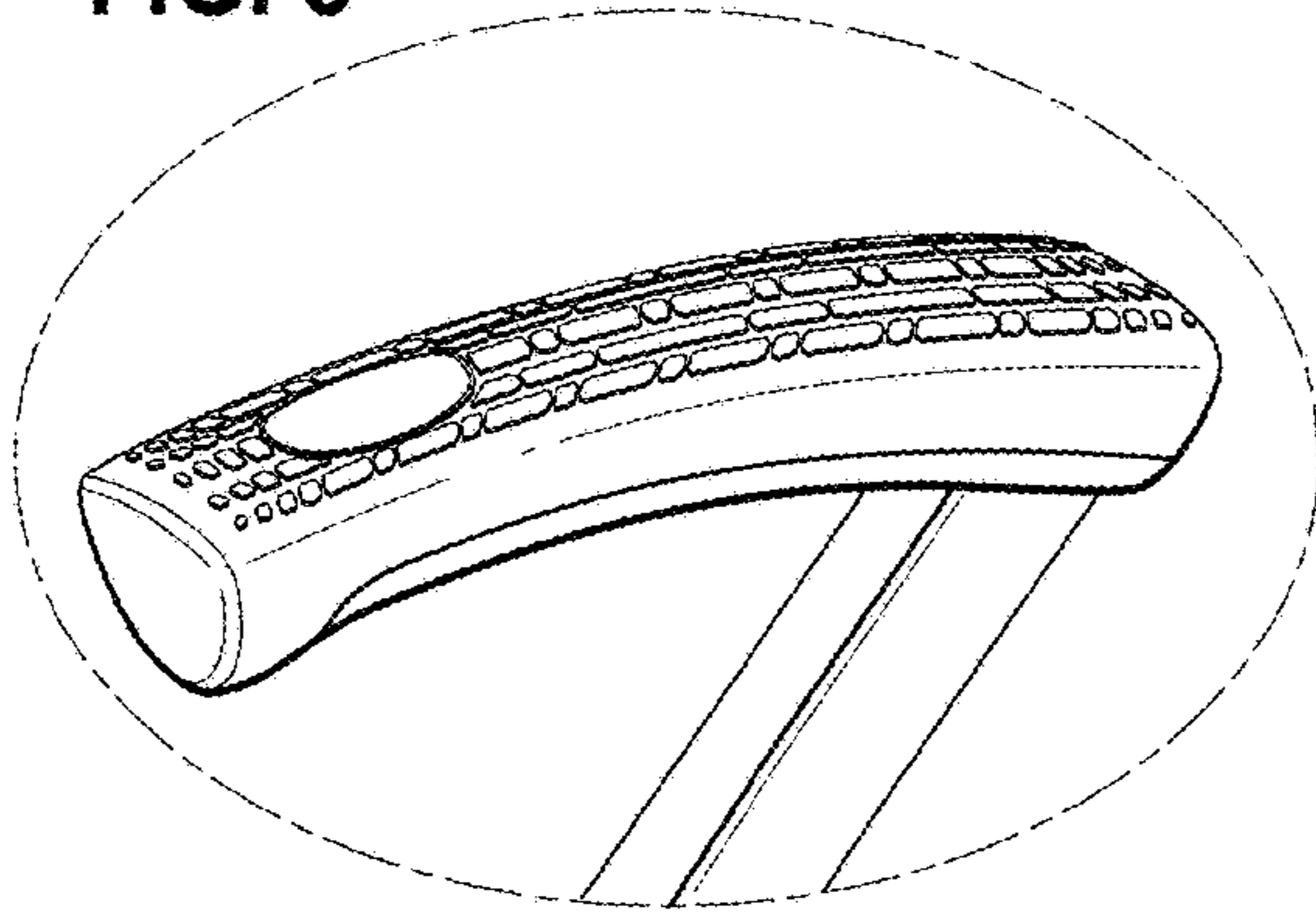


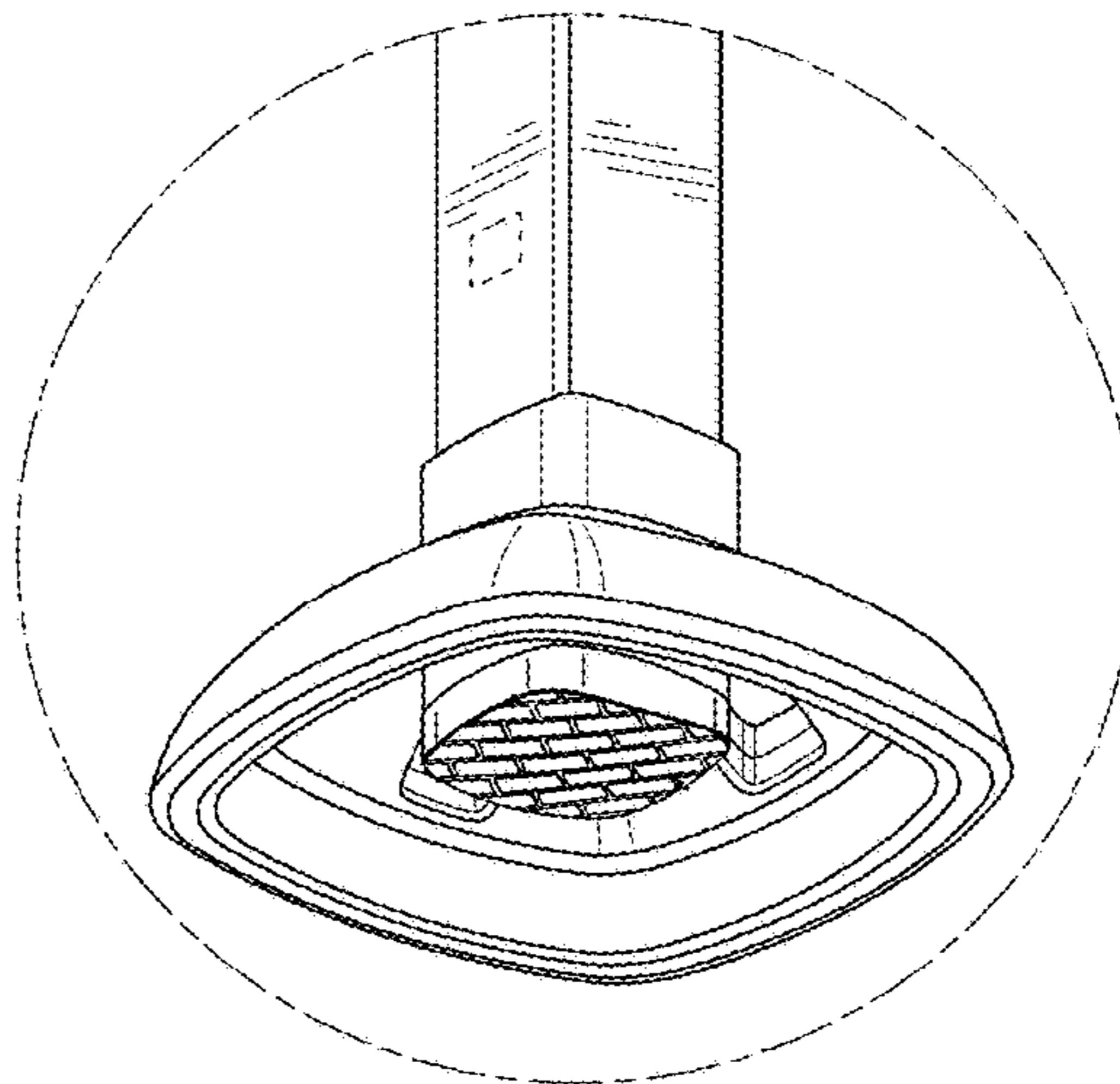
FIG. 7



**FIG. 8**



**FIG. 10**



**FIG. 9**

