



US00D861313S

(12) **United States Design Patent** (10) **Patent No.:** **US D861,313 S**  
**Haire** (45) **Date of Patent:** **\*\* Oct. 1, 2019**

(54) **FOOTBED FOR A SHOE**  
(71) Applicant: **All Podiatry Pty Ltd**, Indooroopilly (AU)  
(72) Inventor: **Caroline Rose Haire**, Indooroopilly (AU)  
(73) Assignee: **All Podiatry Pty Ltd**, Indooroopilly, QLD (AU)  
(\*\*) Term: **15 Years**  
(21) Appl. No.: **29/656,154**  
(22) Filed: **Jul. 10, 2018**

1,926,283 A \* 9/1933 Herbert ..... A43B 17/102  
36/44  
D319,919 S \* 9/1991 Niarhos ..... D2/961  
D495,861 S \* 9/2004 Georgiou ..... D2/947  
D529,698 S \* 10/2006 Hikade ..... D2/961  
D576,396 S \* 9/2008 Wolff ..... D2/946  
D576,780 S \* 9/2008 Jolicoeur ..... D2/946  
D591,494 S \* 5/2009 Jolicoeur ..... D2/961  
D625,909 S \* 10/2010 Skaja ..... D2/946  
D626,321 S \* 11/2010 Cagner ..... D2/954  
D626,736 S \* 11/2010 Skaja ..... D2/946  
D657,543 S \* 4/2012 Bove ..... D2/954  
D659,366 S \* 5/2012 Madvin ..... D2/954  
D741,589 S \* 10/2015 Boscarriol ..... D2/961  
D770,744 S \* 11/2016 Escobar ..... D2/961  
D771,363 S \* 11/2016 Vasyli ..... D2/961  
D776,414 S \* 1/2017 Qin ..... D2/961  
D788,430 S \* 6/2017 Eguchi ..... D2/961

(Continued)

(30) **Foreign Application Priority Data**

Jan. 10, 2018 (AU) ..... 201810114

(51) **LOC (12) Cl.** ..... **02-04**

(52) **U.S. Cl.**  
USPC ..... **D2/961**

(58) **Field of Classification Search**  
USPC ..... D2/896, 914, 946, 947, 951, 954, 955,  
D2/956, 961, 976

CPC ..... A43B 7/14; A43B 7/1405; A43B 7/141;  
A43B 7/1415; A43B 7/142; A43B  
7/1425; A43B 7/143; A43B 7/1435; A43B  
7/144; A43B 7/145; A43B 7/1455; A43B  
7/1475; A43B 7/148; A43B 7/1485

See application file for complete search history.

(56) **References Cited**

**U.S. PATENT DOCUMENTS**

520,417 A \* 5/1894 Foss ..... A43B 23/28  
36/10  
588,977 A \* 8/1897 Gilbert ..... A43B 21/32  
36/37  
1,236,427 A \* 8/1917 Halley ..... A43B 7/142  
36/44

*Primary Examiner* — Elizabeth J Oswecki

(74) *Attorney, Agent, or Firm* — McDonnell Boehnen  
Hulbert & Berghoff LLP

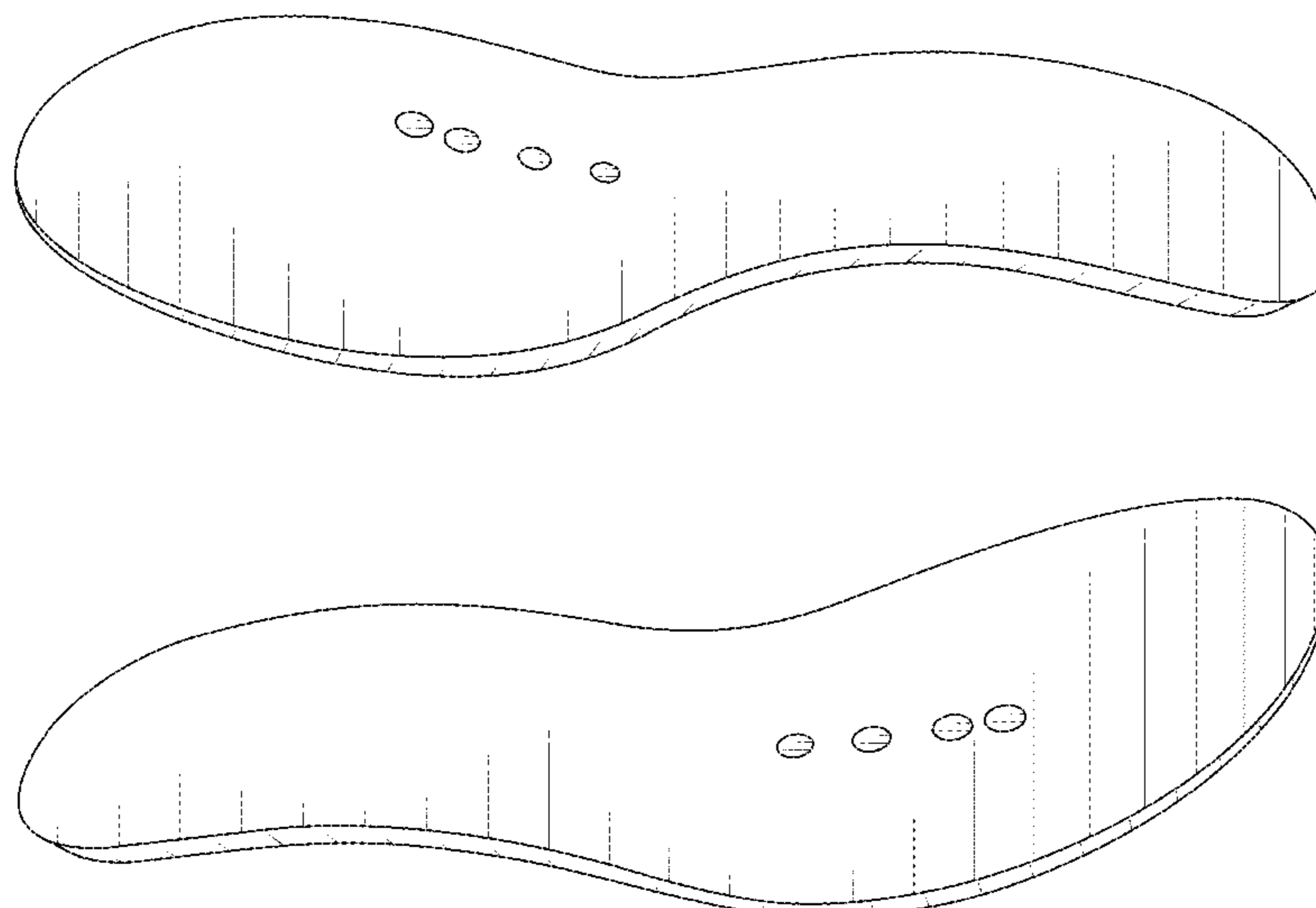
(57) **CLAIM**

The ornamental design for a footbed for a shoe, as shown and described.

**DESCRIPTION**

FIG. 1 is a top, inner side perspective view of a footbed for a shoe, showing my new design;  
FIG. 2 is a top, outer side perspective view thereof;  
FIG. 3 is a bottom, inner side perspective view thereof;  
FIG. 4 is a bottom, outer side perspective view thereof;  
FIG. 5 is a bottom, rear perspective view thereof;  
FIG. 6 is a bottom, front perspective view thereof;  
FIG. 7 is a front, top perspective view thereof;  
FIG. 8 is a top view thereof;  
FIG. 9 is a front view thereof;  
FIG. 10 is an inner side view thereof; and,  
FIG. 11 is an outer side view thereof.

**1 Claim, 8 Drawing Sheets**



(56)

**References Cited**

U.S. PATENT DOCUMENTS

D789,059 S *	6/2017	Thomas .....	D2/961
D818,687 S *	5/2018	Yang .....	D2/961
D819,317 S *	6/2018	Wurtz .....	D2/961
D822,352 S *	7/2018	Thomas .....	D2/961
D823,586 S *	7/2018	Southernwood .....	D2/961
D824,648 S *	8/2018	Southernwood .....	D2/961
D824,649 S *	8/2018	Southernwood .....	D2/961
D827,273 S *	9/2018	Southernwood .....	D2/961
D841,966 S *	3/2019	Mitchell .....	D2/961

\* cited by examiner

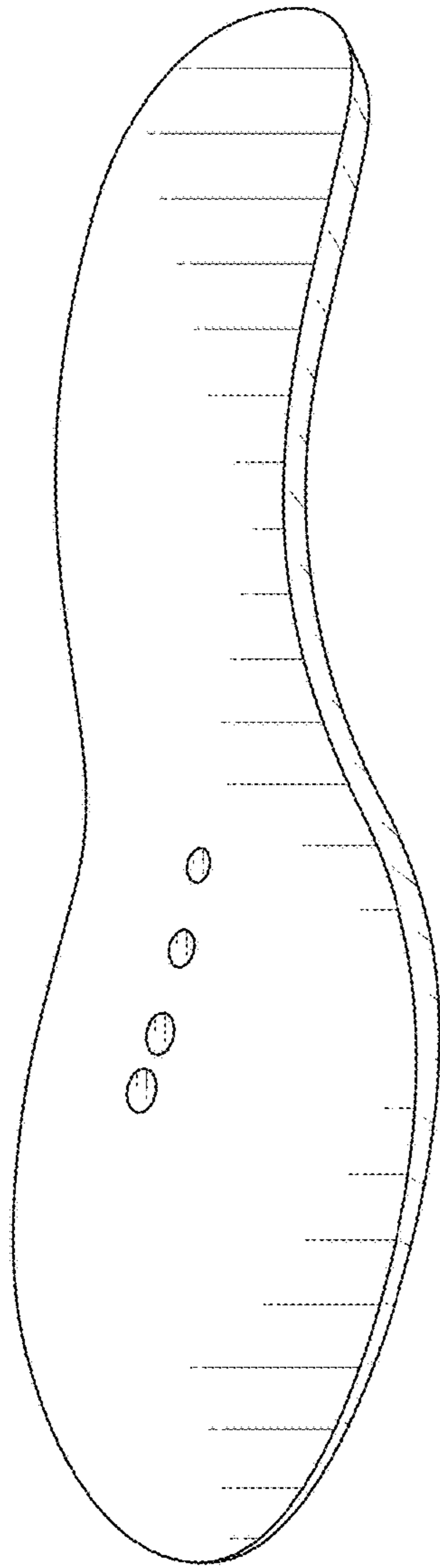


FIG. 1

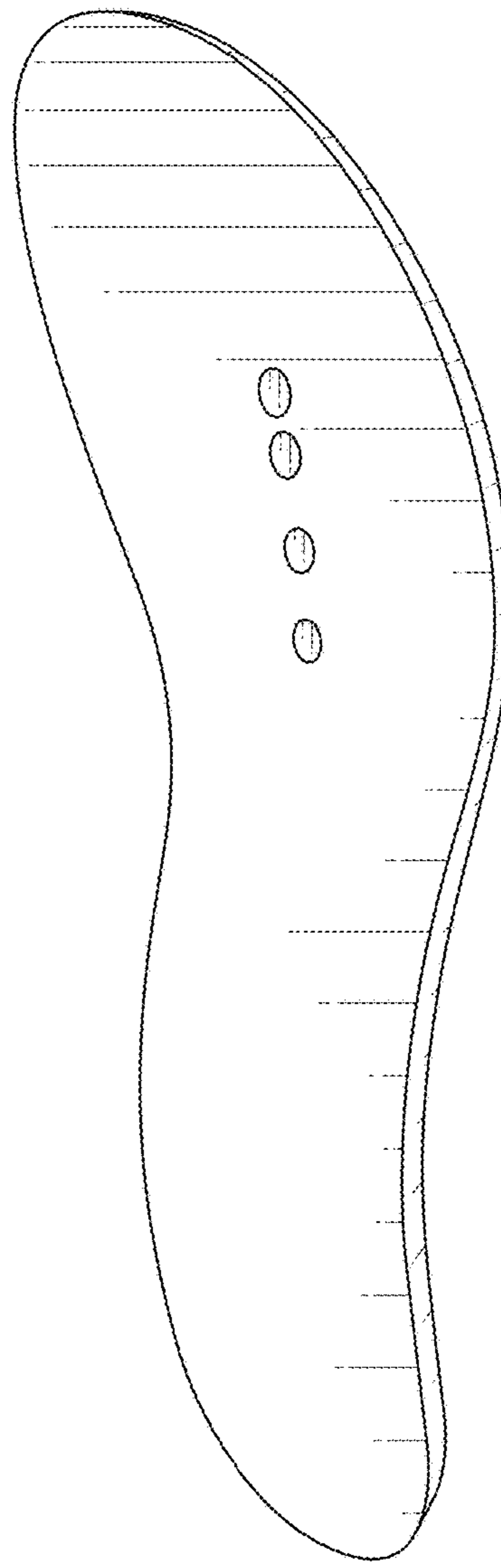


FIG. 2

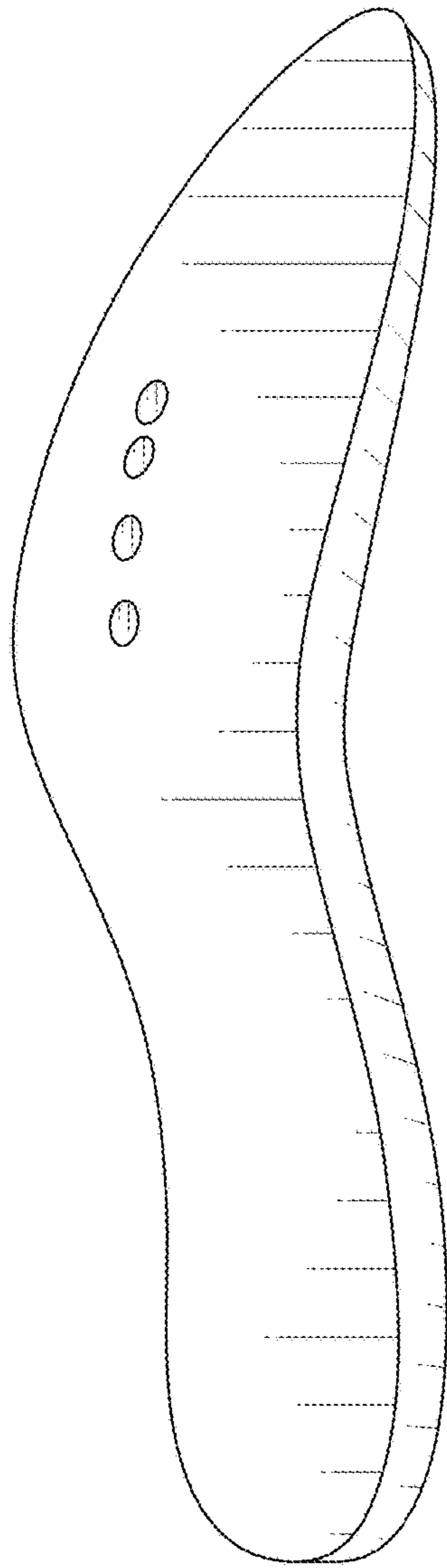


FIG. 3

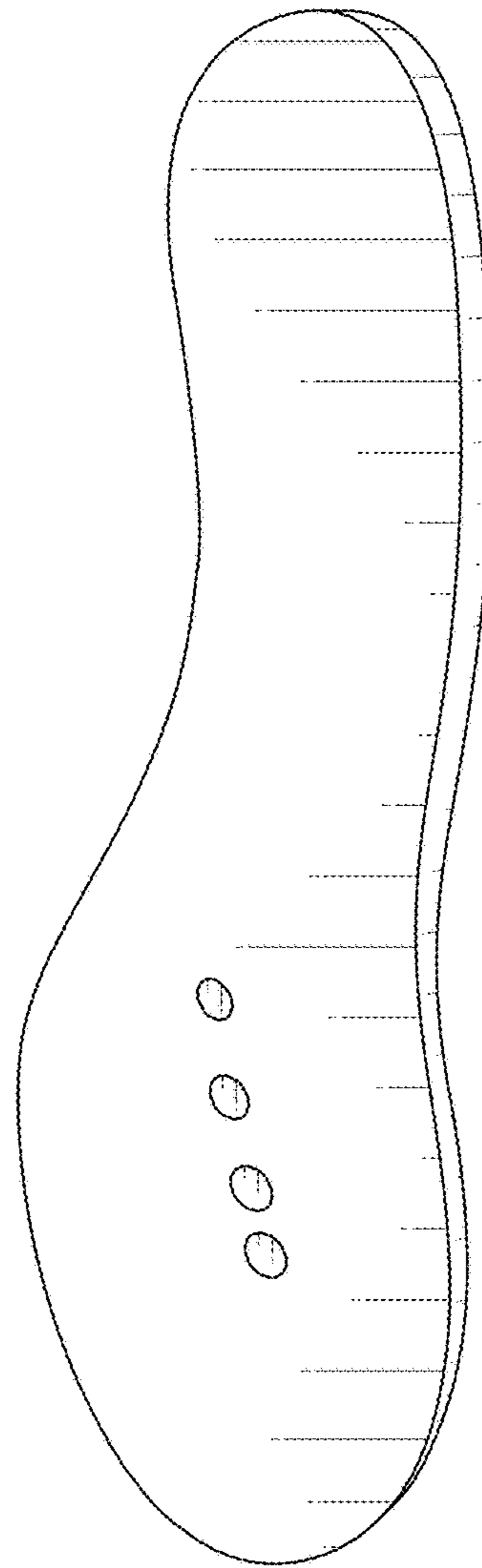


FIG. 4

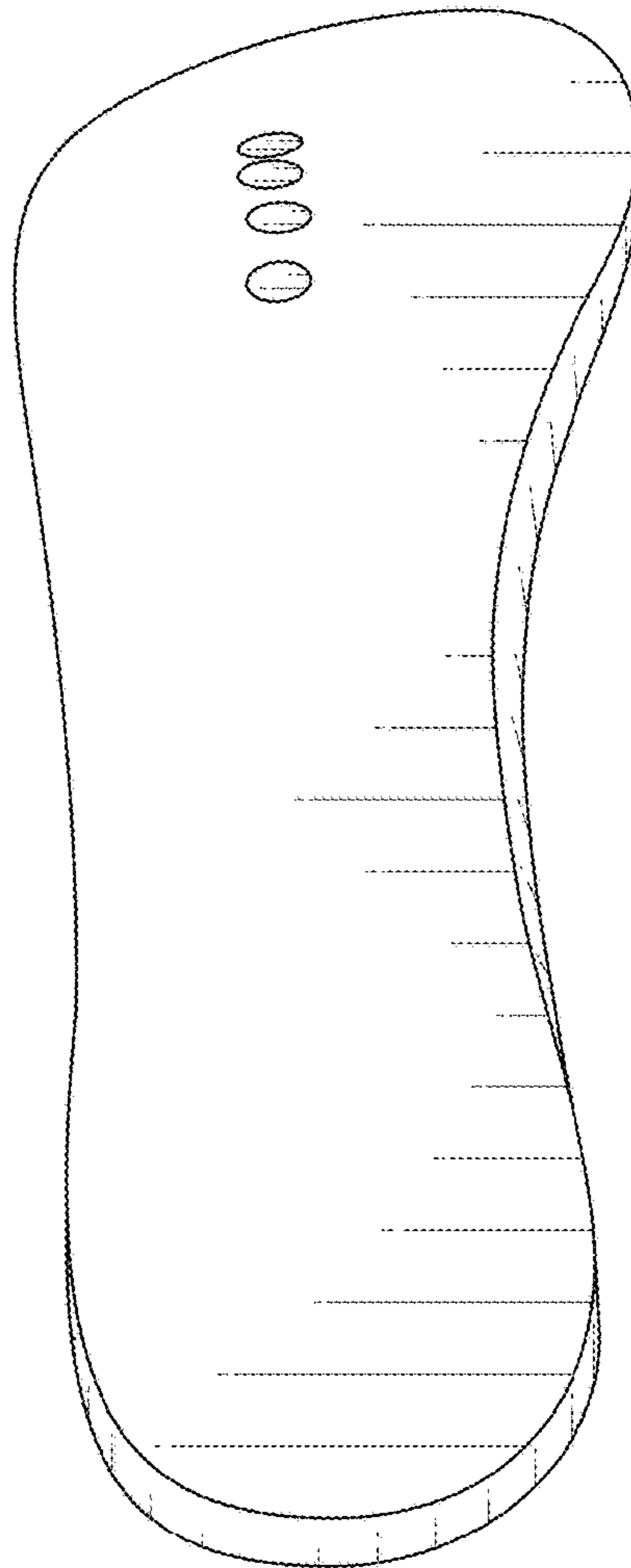


FIG. 5

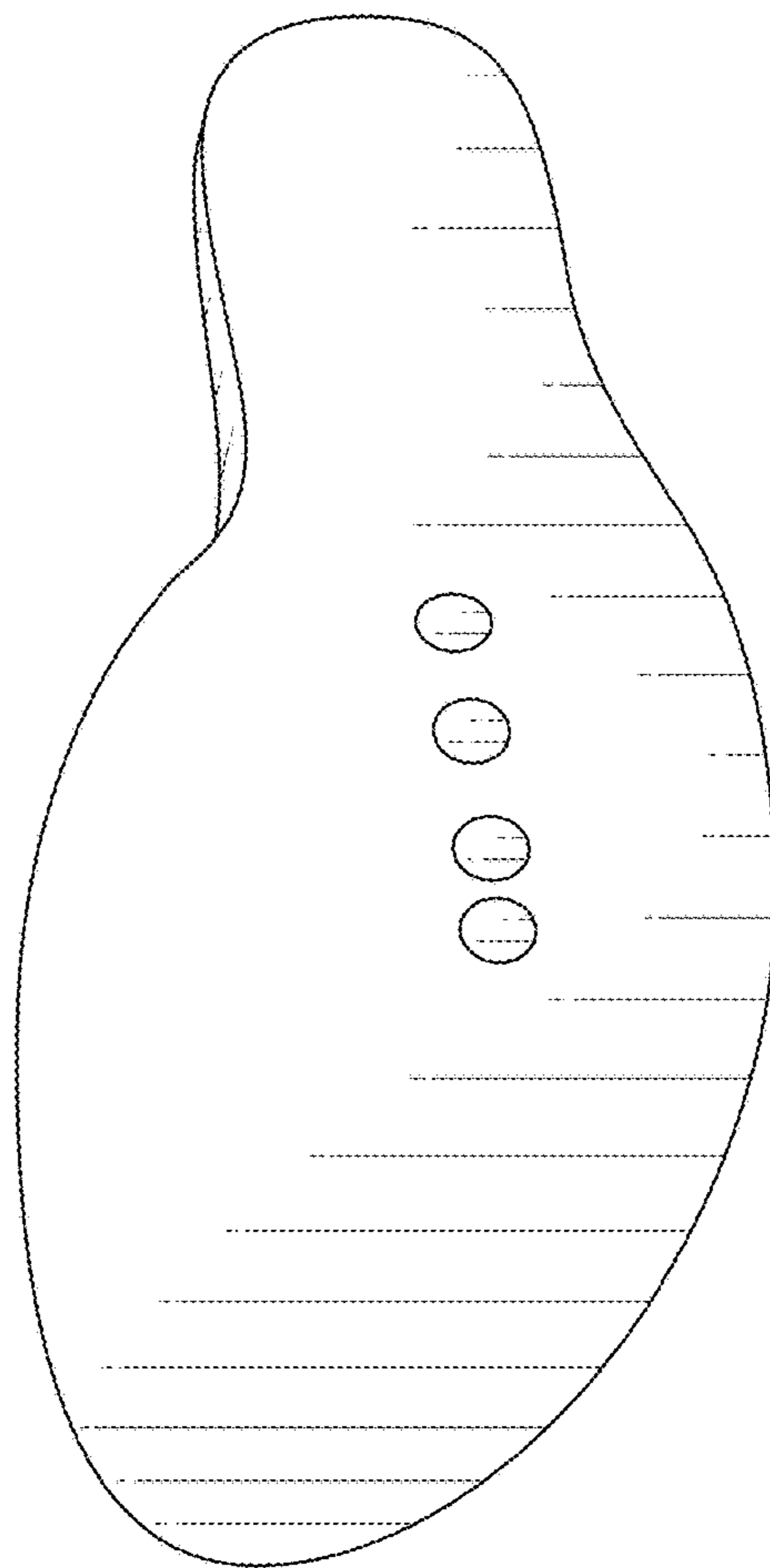


FIG. 6

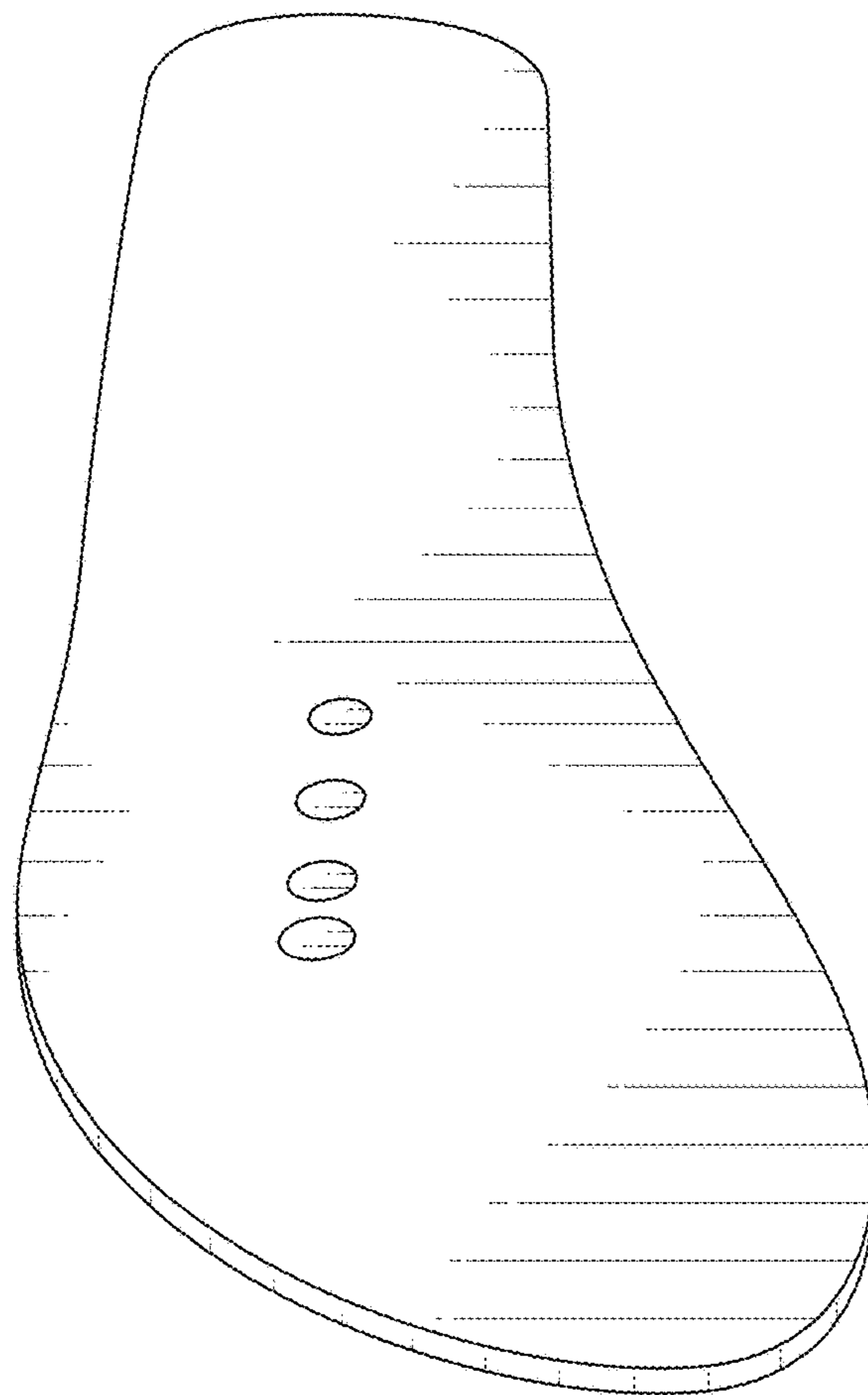


FIG. 7

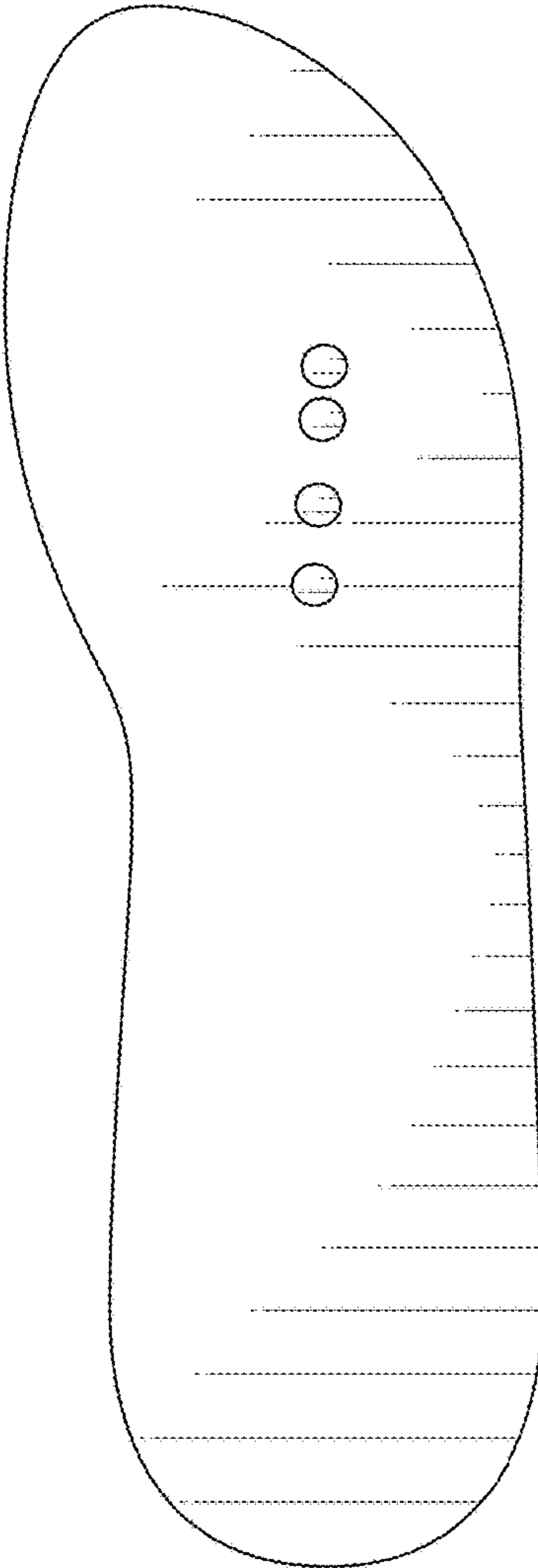


FIG. 8



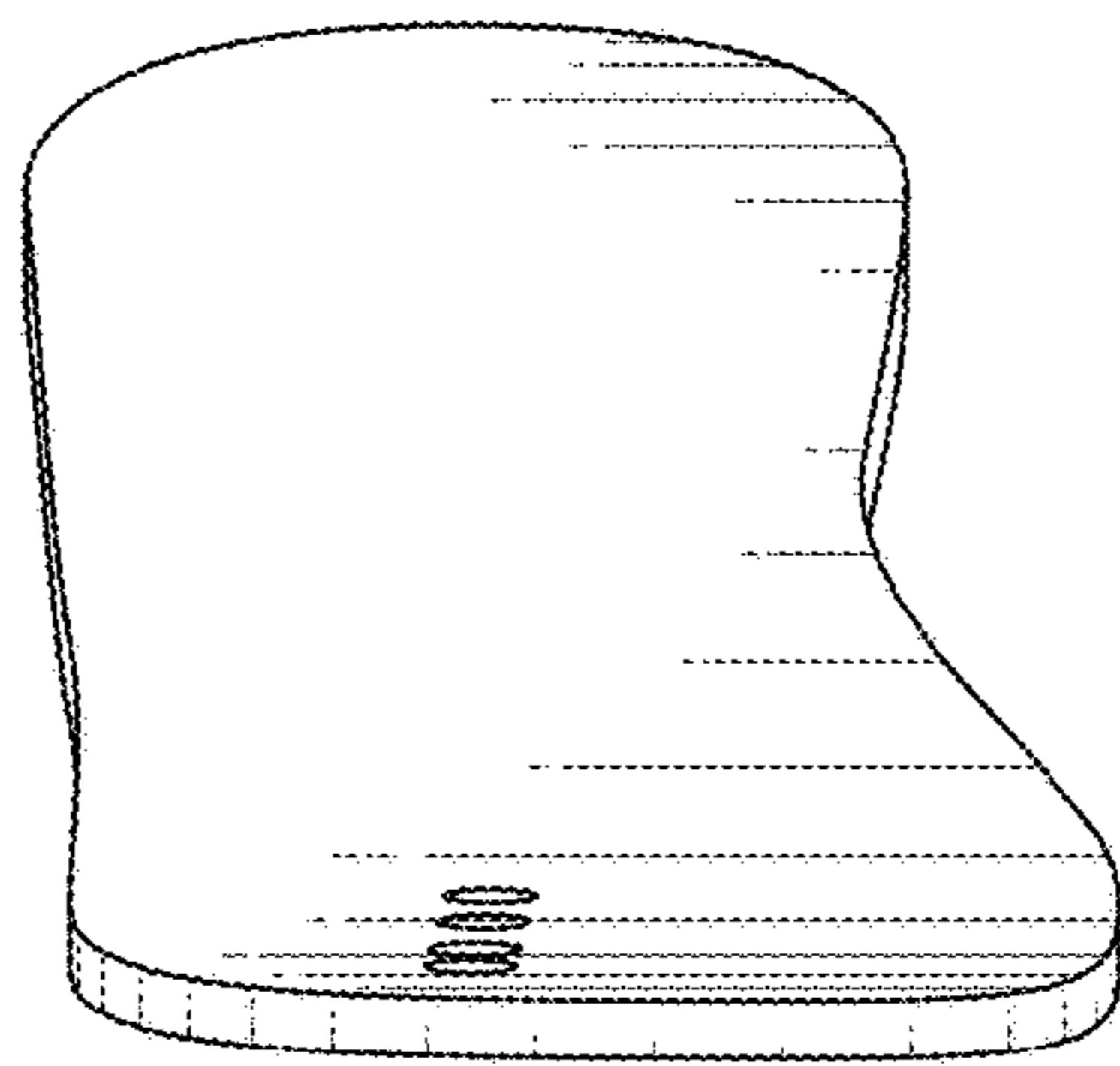


FIG. 9

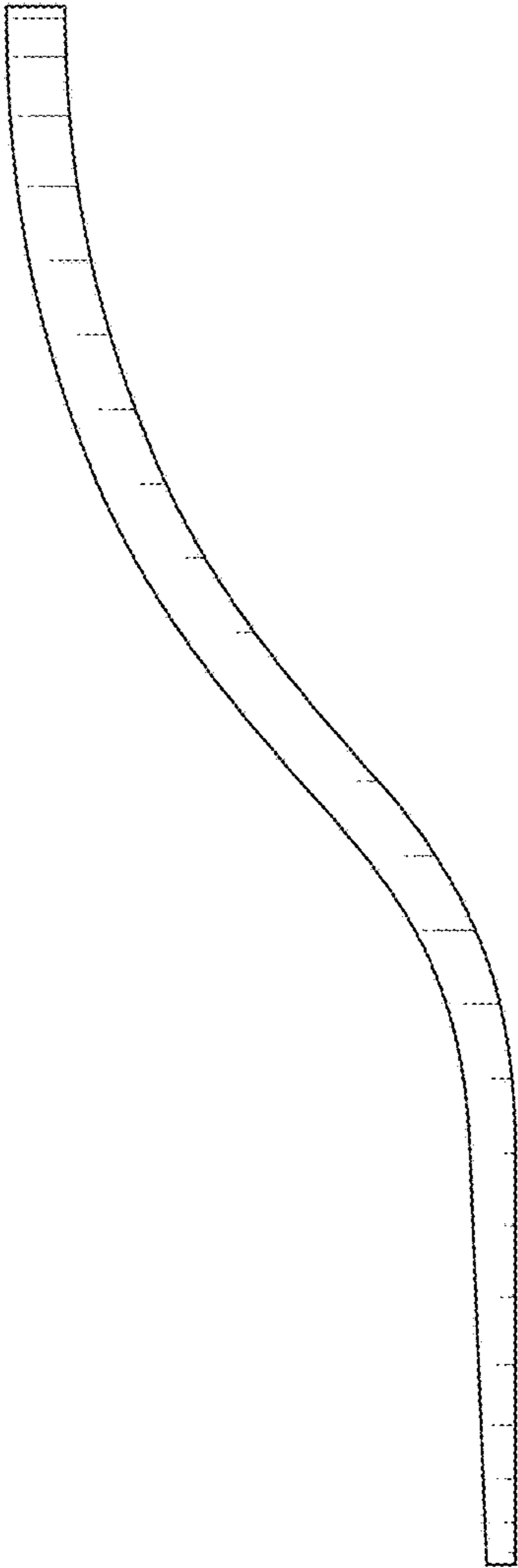


FIG. 10

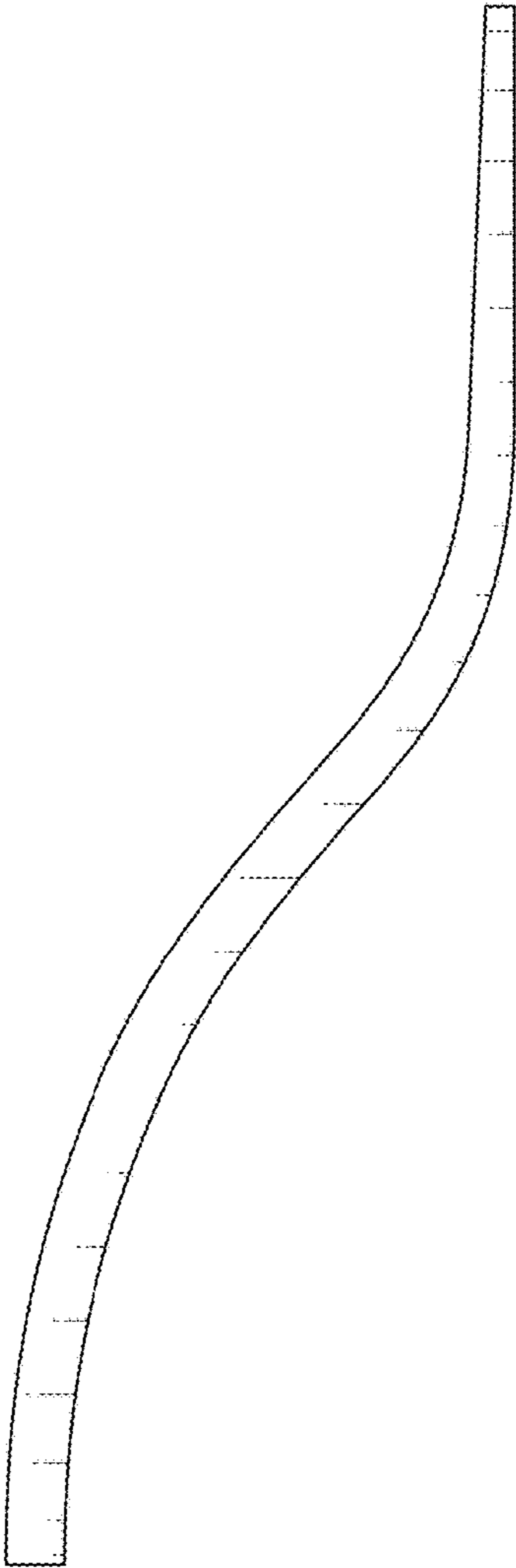


FIG. 11