



US00D861306S

(12) **United States Design Patent**
Taylor et al.

(10) **Patent No.:** **US D861,306 S**
(45) **Date of Patent:** **** Oct. 1, 2019**

(54) **SHOE**
(71) Applicant: **NIKE, Inc.**, Beaverton, OR (US)
(72) Inventors: **Justin R. Taylor**, Portland, OR (US);
Rachel Nichols, Portland, OR (US)
(73) Assignee: **NIKE, Inc.**, Beaverton, OR (US)
(**) Term: **15 Years**
(21) Appl. No.: **29/663,303**
(22) Filed: **Sep. 13, 2018**
(51) **LOC (12) Cl.** **02-04**
(52) **U.S. Cl.**
USPC **D2/957**; D2/951; D2/960
(58) **Field of Classification Search**
USPC D2/902, 906, 908, 916, 918, 925,
D2/946-962, 977; 36/3 B, 22 R, 24.5,
36/25 R, 28, 32 R, 34 R, 59 C, 67 A, 103
CPC A43B 13/00; A43B 13/02; A43B 13/023;
A43B 13/026; A43B 13/04; A43B 13/08;
A43B 13/10; A43B 13/12; A43B 13/14;
A43B 13/141; A43B 13/143; A43B
13/16; A43B 13/18; A43B 13/181; A43B
13/187; A43B 13/189; A43B 13/20; A43B
13/22; A43B 13/223; A43B 13/24; A43B
13/28; A43B 13/30; A43B 13/32; A43B
13/34; A43B 13/36
See application file for complete search history.

(56) **References Cited**
U.S. PATENT DOCUMENTS
D55,529 S * 6/1920 Piper D2/908
D107,977 S 1/1938 Tousley
D123,898 S 12/1940 Tousley
4,281,467 A * 8/1981 Anderie A43B 13/223
36/32 R
4,685,224 A * 8/1987 Anger A43B 17/08
36/3 B
D297,592 S * 9/1988 Diaz D2/957

D335,762 S * 5/1993 Peterson D2/956
D576,384 S 9/2008 Weber
D611,691 S 3/2010 Lubart
D616,639 S * 6/2010 Larregain D2/956
D632,880 S 2/2011 Youn
D635,342 S 4/2011 Youn
D652,202 S 1/2012 Huh
D656,721 S 4/2012 Huh
D661,477 S 6/2012 Kubis et al.
8,330,029 B2 * 12/2012 Dunlop B25G 1/102
36/59 C

(Continued)

OTHER PUBLICATIONS

Nike Footwear Catalog, 1999 Fall Footwear, p. W117, published
Nov. 1998, NIKE, Inc., USA.

Primary Examiner — T Chase Nelson
(74) *Attorney, Agent, or Firm* — Banner & Witcoff, Ltd.

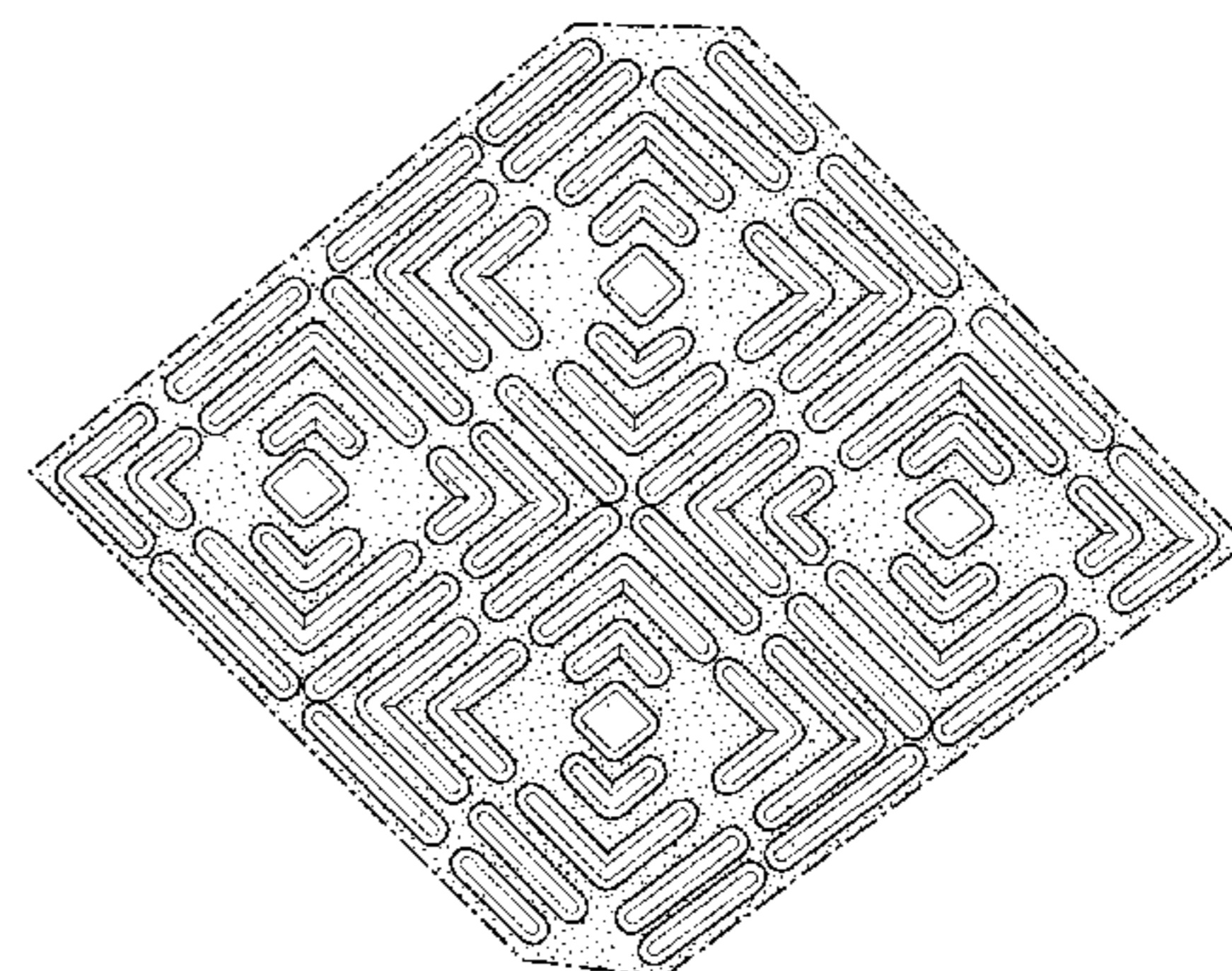
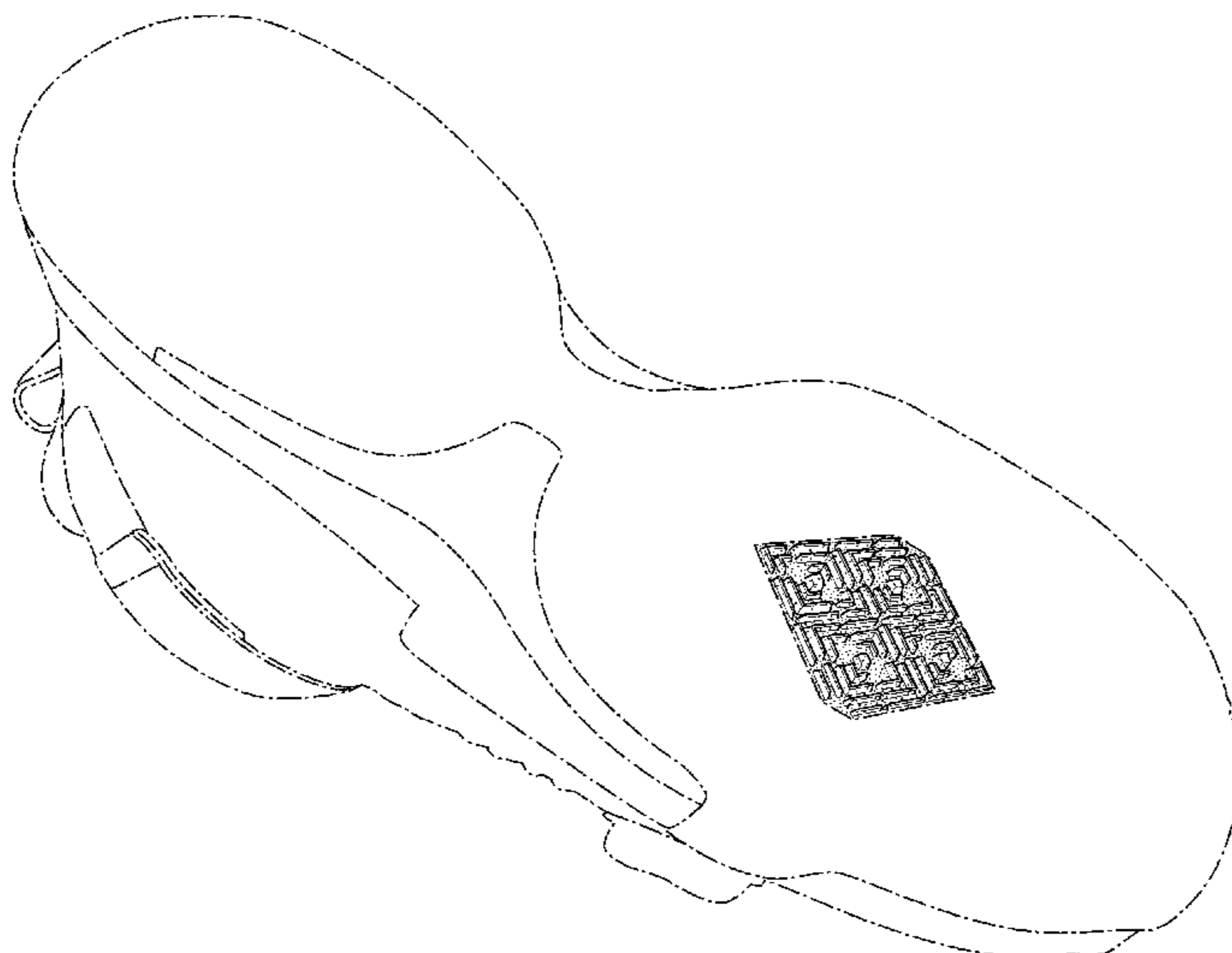
(57) **CLAIM**

The ornamental design for a shoe, as shown and described.

DESCRIPTION

FIG. 1 is a front bottom perspective view of a shoe showing
our new design;
FIG. 2 is a bottom view thereof;
FIG. 3 is a rear bottom perspective view thereof;
FIG. 4 is an enlarged view of the claimed area of FIG. 1 with
environment removed for clarity;
FIG. 5 is an enlarged view of the claimed area of FIG. 2 with
environment removed for clarity; and,
FIG. 6 is an enlarged view of the claimed area of FIG. 3 with
environment removed for clarity.
The broken lines immediately adjacent to the shaded area
define the bounds of the claimed design and form no part
thereof. The broken lines depicting the remainder of the shoe
show features that form no part of the claimed design.

1 Claim, 6 Drawing Sheets



(56)

References Cited

U.S. PATENT DOCUMENTS

D674,585 S	1/2013	Kubis et al.	
D696,005 S	12/2013	Kubis et al.	
D756,092 S *	5/2016	McCourt	D2/951
D758,709 S	6/2016	Youn	
D769,594 S	10/2016	Chang	
D773,165 S	12/2016	Youn	
D785,305 S	5/2017	Adam et al.	
D788,419 S *	6/2017	Taylor	D2/954
D788,424 S *	6/2017	Hardman	D2/951
D789,665 S	6/2017	Seamarks	
D790,184 S	6/2017	Engel	
D794,929 S	8/2017	Petrie	
D802,272 S	11/2017	Seamarks	
D809,257 S *	2/2018	Petrie	D2/958
D811,064 S	2/2018	Gibson	
D811,065 S *	2/2018	Hardman	D2/957
D818,253 S	5/2018	Liu	
D819,945 S *	6/2018	Escobar	D2/957
D821,077 S *	6/2018	Avar	B25G 1/102 D2/958
D831,940 S	10/2018	Chow	
D832,561 S	11/2018	Chow	
D832,562 S	11/2018	Chow	
D836,894 S *	1/2019	Cooper	D2/957
D839,574 S *	2/2019	Klein	A43B 13/223 D2/958
D839,575 S *	2/2019	Shyllon	D2/959
D840,142 S *	2/2019	Lee	A43B 17/08 D2/957
D842,597 S *	3/2019	Kuerbis	D2/957
D845,597 S *	4/2019	Barnes	D2/957

* cited by examiner

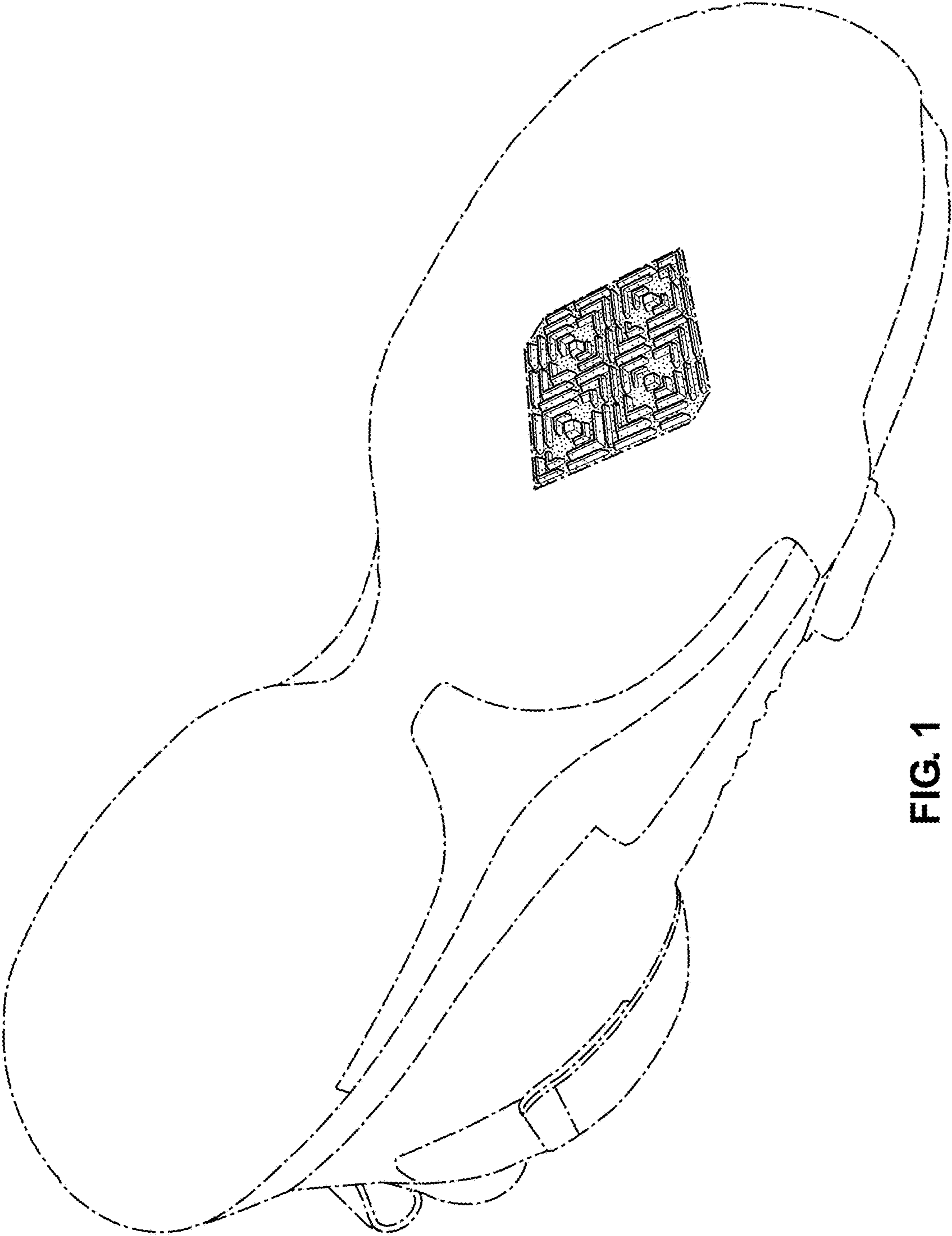


FIG. 1

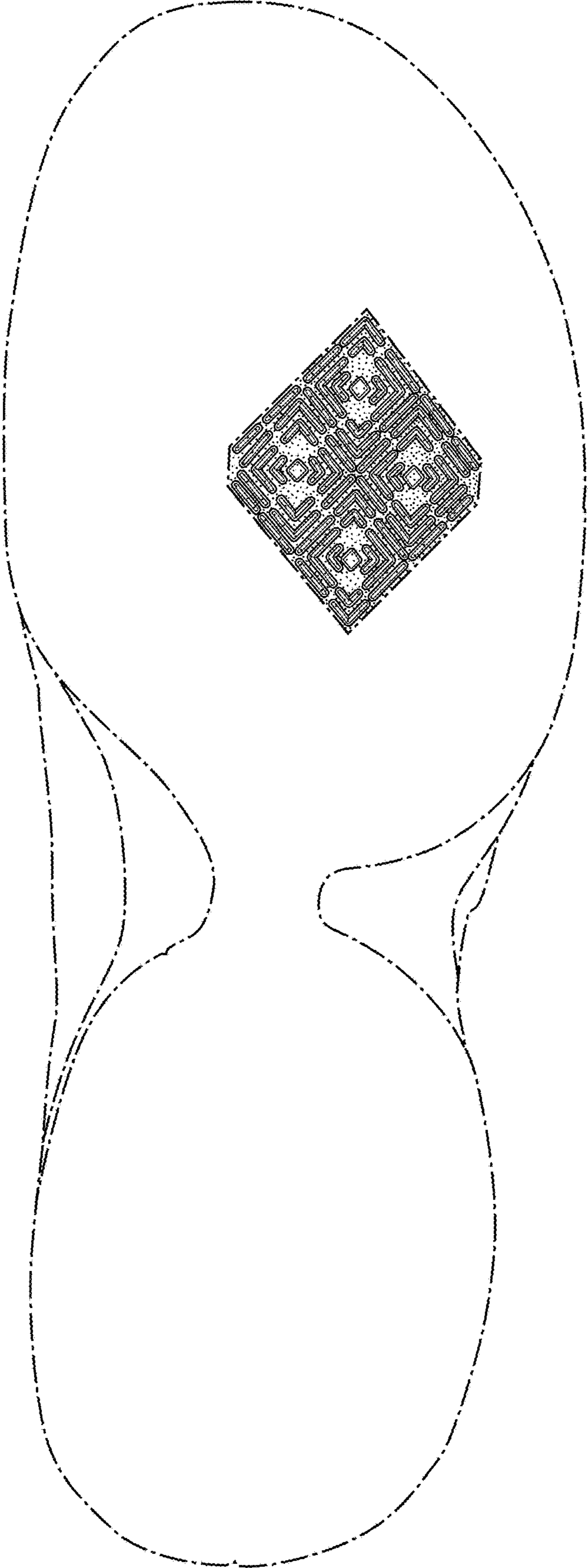


FIG. 2

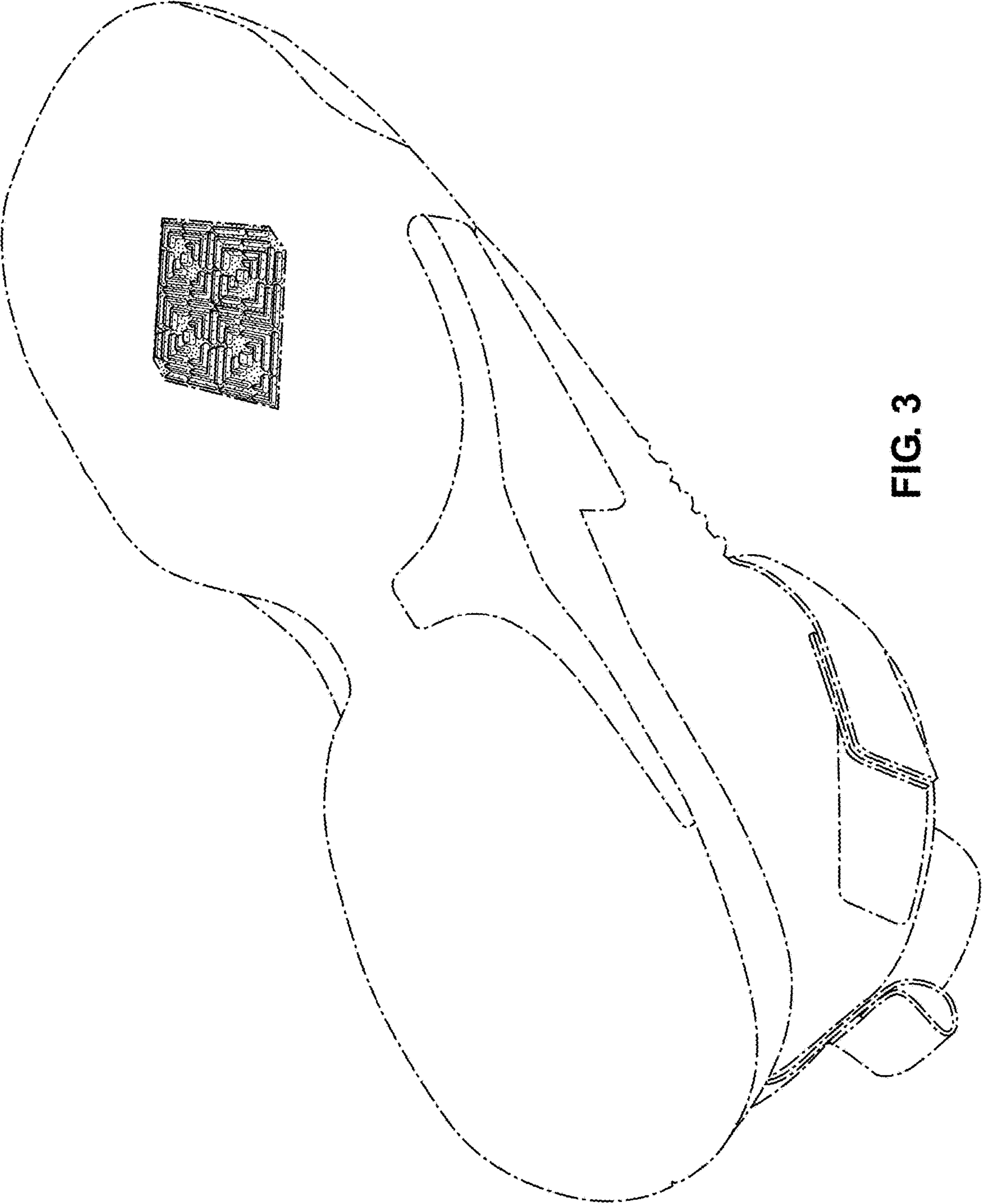


FIG. 3

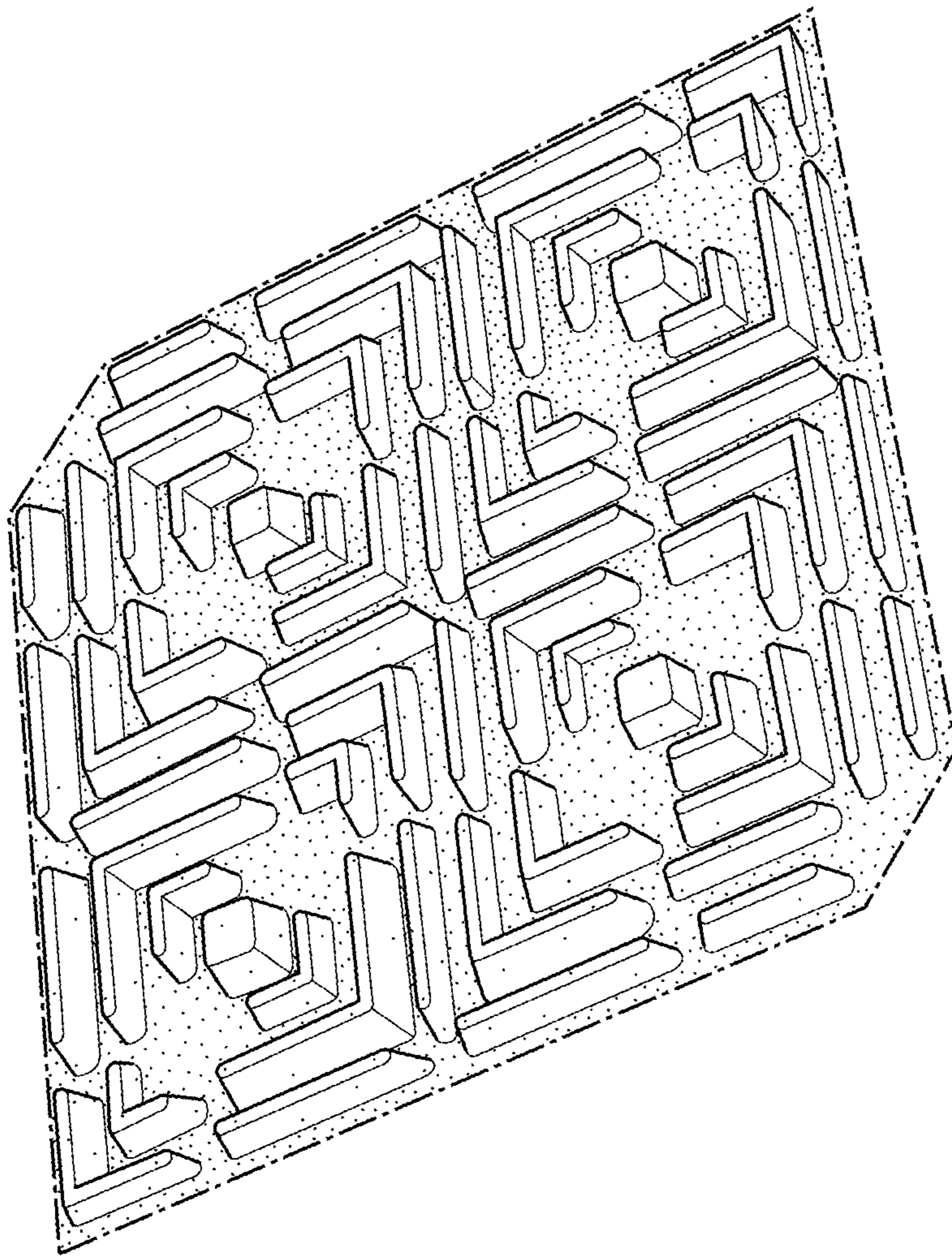


FIG. 4

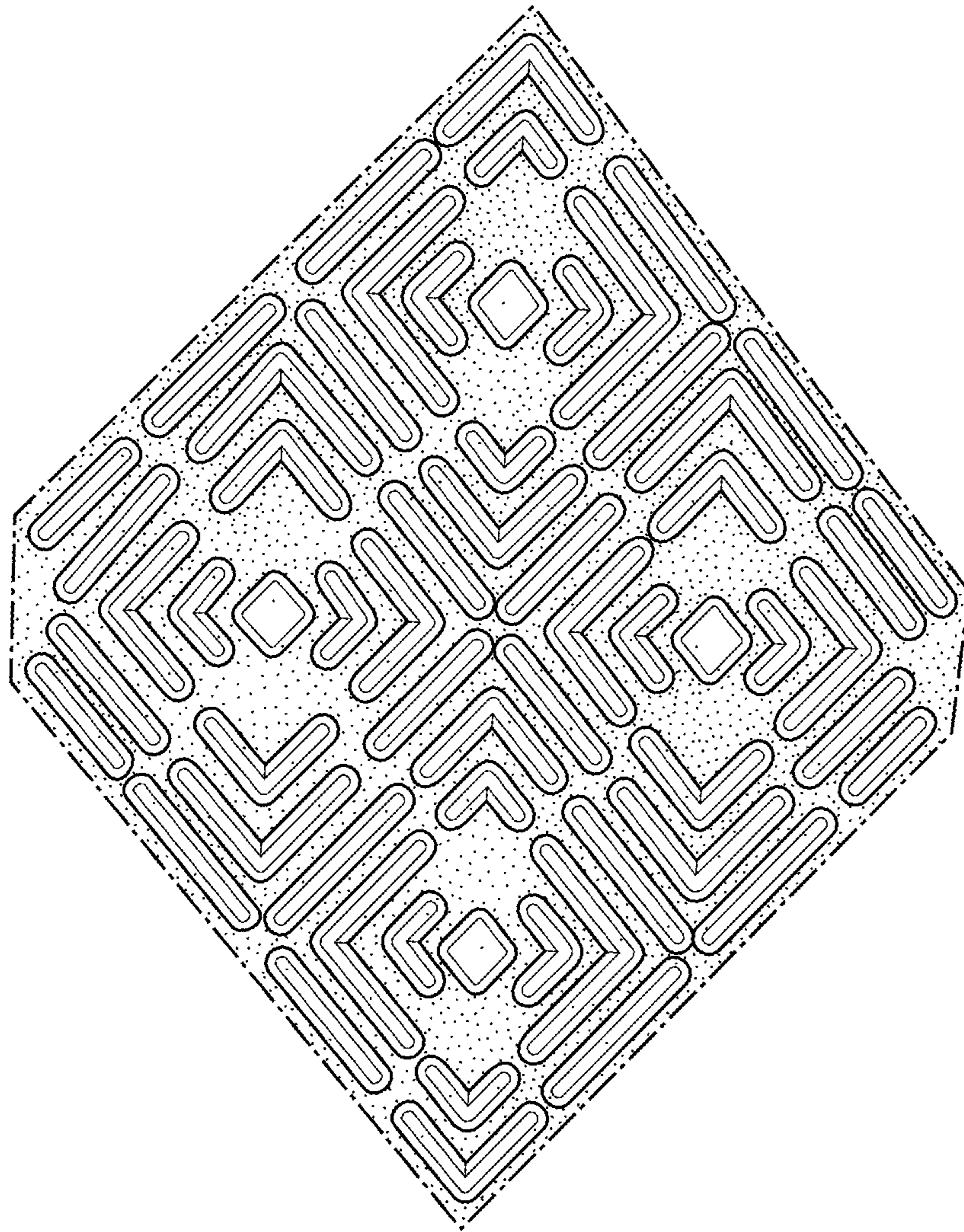


FIG. 5

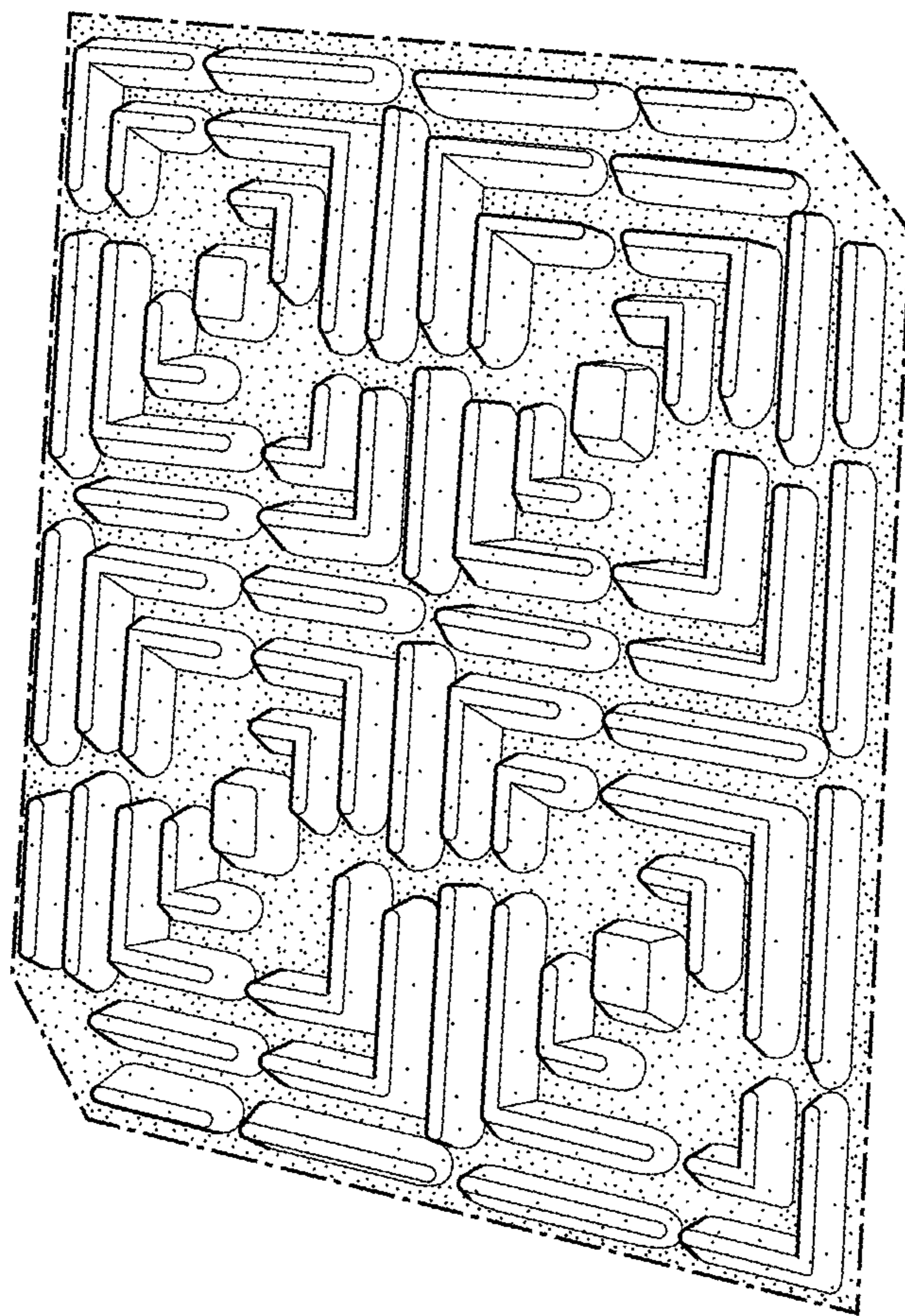


FIG. 6