



US00D861302S

(12) **United States Design Patent**
Maatita

(10) **Patent No.:** **US D861,302 S**

(45) **Date of Patent:** **** Oct. 1, 2019**

(54) **SHOE BOTTOM**

(75) Inventor: **Ron Maatita**, Los Angeles, CA (US)

(73) Assignee: **Dynasty Footwear, Ltd.**, El Segundo, CA (US)

(**) Term: **14 Years**

(21) Appl. No.: **29/404,677**

(22) Filed: **Oct. 24, 2011**

(51) **LOC (12) Cl.** **02-04**

(52) **U.S. Cl.**
USPC **D2/951**

(58) **Field of Classification Search**
USPC D2/902, 906, 908, 916, 918, 925,
D2/946-962, 977; 36/3 B, 22 R, 24.5,
36/25 R, 28, 32 R, 34 R, 59 C, 67 A, 103
See application file for complete search history.

(56) **References Cited**

U.S. PATENT DOCUMENTS

D377,411 S *	1/1997	Murray	D2/953
D379,862 S *	6/1997	Morgan	D2/953
D473,698 S *	4/2003	St-Louis	D2/957
D497,705 S *	11/2004	Turner	D2/954
D507,097 S *	7/2005	Sonnergren	D2/956
D515,291 S *	2/2006	Sonnergren	D2/954
D540,014 S *	4/2007	Turner et al.	D2/957
D561,442 S *	2/2008	Kayano et al.	D2/959
D586,544 S *	2/2009	Fuerst	D2/959

D586,991 S *	2/2009	Fuerst	D2/957
D591,946 S *	5/2009	St-Louis et al.	D2/957
D609,896 S *	2/2010	Christie	D2/969
D615,740 S *	5/2010	Banik et al.	D2/956
D617,541 S *	6/2010	Petrie	D2/955
D622,043 S *	8/2010	Hauglin	D2/957
D630,420 S *	1/2011	Truelsen	D2/951
D632,879 S *	2/2011	Merkazy et al.	D2/953
D636,158 S *	4/2011	McCarron et al.	D2/951
D641,144 S *	7/2011	McCarron et al.	D2/951
D653,437 S *	2/2012	Mongelli	D2/957
D671,301 S *	11/2012	Dombrow	D2/951
D674,584 S *	1/2013	Klein	D2/953
D693,101 S *	11/2013	Dombrow	D2/953
2005/0210705 A1 *	9/2005	Grove et al.	36/25 R

* cited by examiner

Primary Examiner — T Chase Nelson

(74) *Attorney, Agent, or Firm* — Joseph G Swan, PC

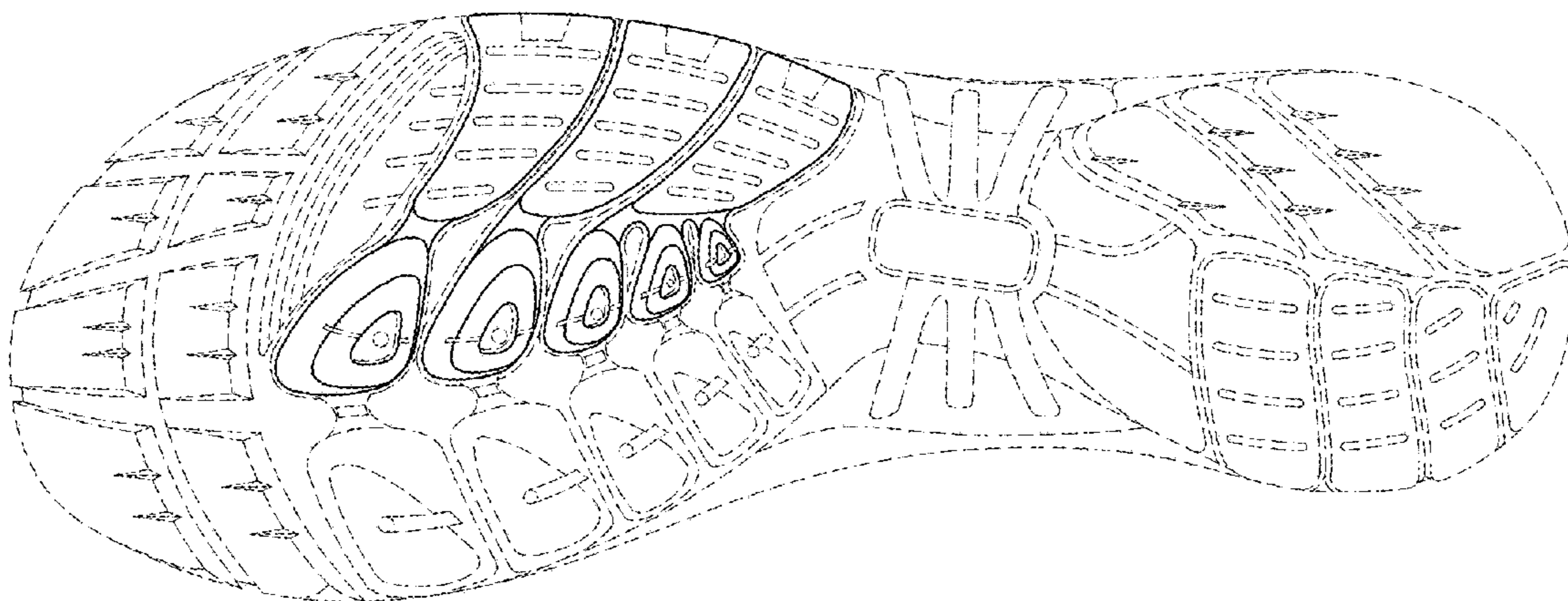
(57) **CLAIM**

The ornamental design for a shoe bottom, as shown and described.

DESCRIPTION

FIG. 1 is a plan view of a shoe bottom according to the present invention within a first environment of use; and, FIG. 2 is a plan view of the shoe bottom according to the present invention within a second environment of use. The portions shown in broken lines are solely for the purpose of illustrating context and form no part of the claimed design.

1 Claim, 2 Drawing Sheets



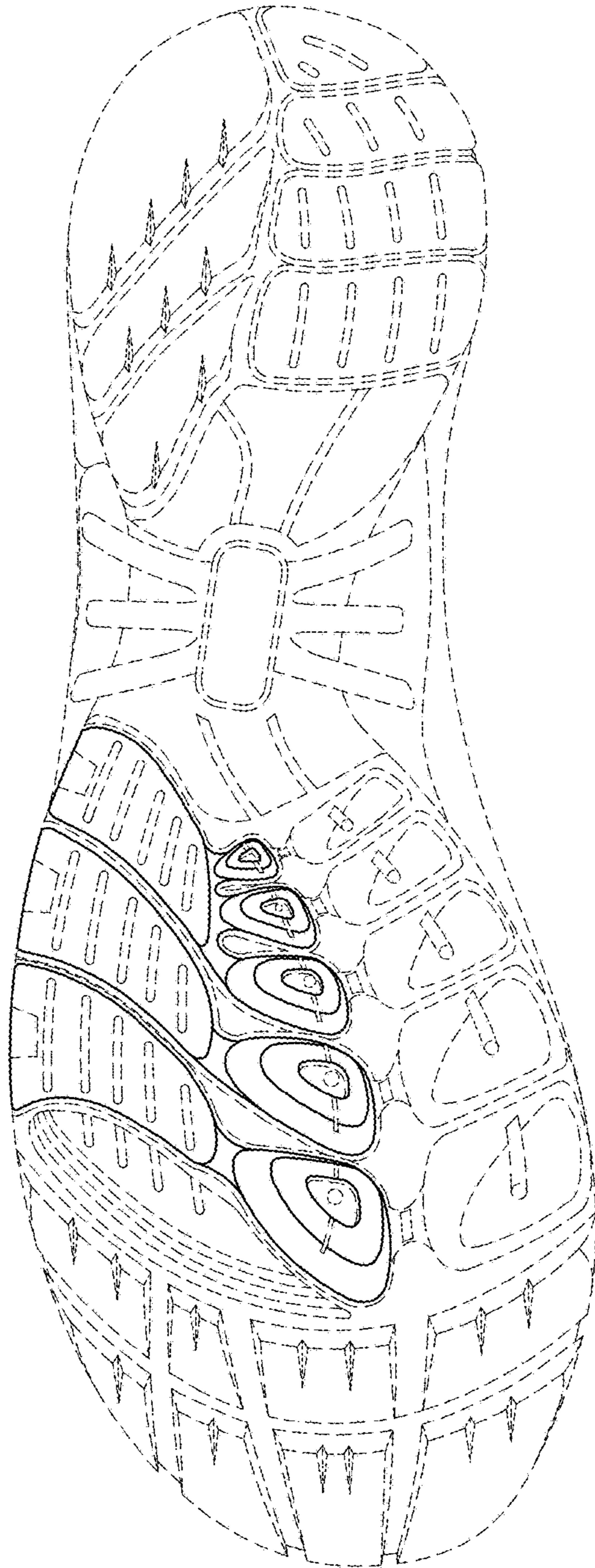


FIG. 1

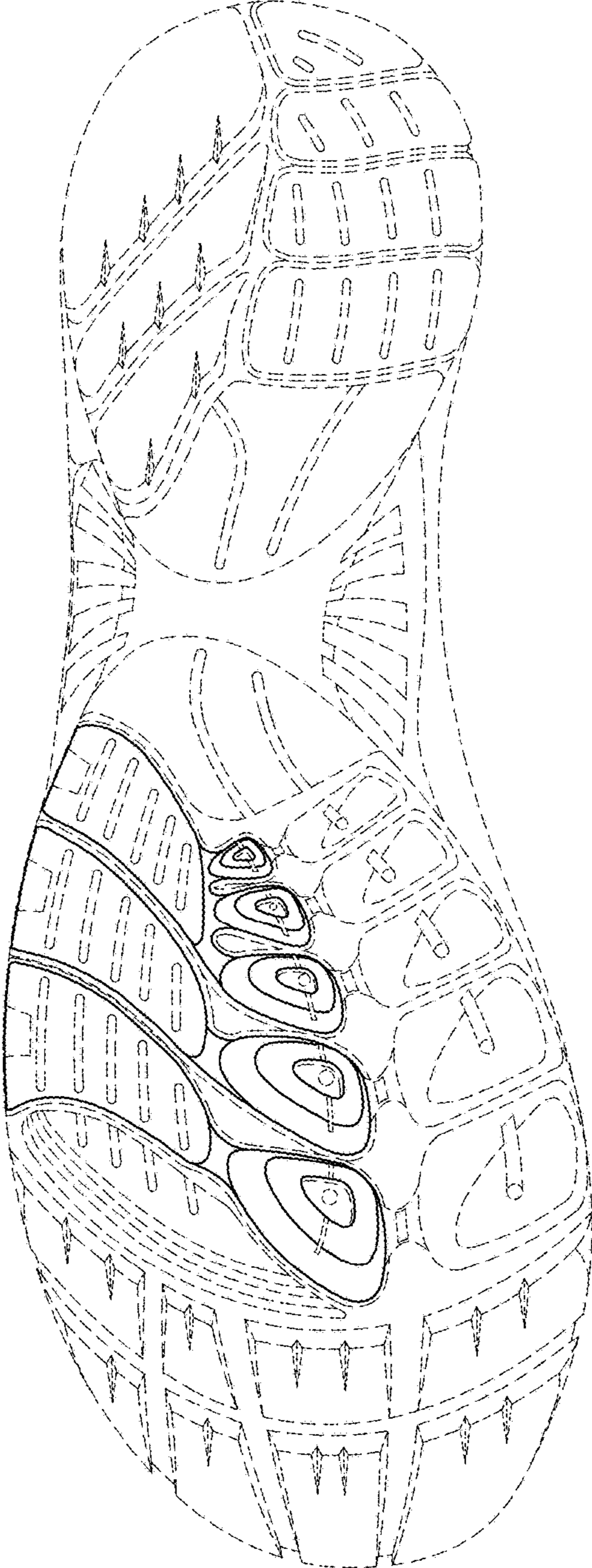


FIG. 2