

US00D861301S

(12) **United States Design Patent** (10) **Patent No.:** **US D861,301 S**
Weeks (45) **Date of Patent:** **** Oct. 1, 2019**

(54) **SHOE MIDSOLE PERIPHERY**
(71) Applicant: **Skechers U.S.A., Inc. II**, Manhattan Beach, CA (US)
(72) Inventor: **John Maxwell Weeks**, Playa del Rey, CA (US)
(73) Assignee: **Skechers U.S.A., Inc. II**, Manhattan Beach, CA (US)
(**) Term: **15 Years**
(21) Appl. No.: **29/679,636**
(22) Filed: **Feb. 7, 2019**
(51) **LOC (12) Cl.** **02-04**
(52) **U.S. Cl.**
USPC **D2/947; D2/960**
(58) **Field of Classification Search**
USPC D2/902, 906, 908, 916, 918, 925, D2/946-962, 977; 36/3 B, 22 R, 24.5, 36/25 R, 28, 32 R, 34 R, 59 C, 67 A, 103
CPC A43B 13/00; A43B 13/02; A43B 13/023; A43B 13/026; A43B 13/04; A43B 13/08; A43B 13/10; A43B 13/12; A43B 13/14; A43B 13/141; A43B 13/143; A43B 13/16; A43B 13/18; A43B 13/181; A43B 13/187; A43B 13/189; A43B 13/20; A43B 13/22; A43B 13/223; A43B 13/24; A43B 13/28; A43B 13/30; A43B 13/32; A43B 13/34; A43B 13/36
See application file for complete search history.

(56) **References Cited**
U.S. PATENT DOCUMENTS
D133,176 S 7/1942 Gregg
2,405,498 A * 8/1946 Gregg A43B 13/37 36/28
D244,642 S 6/1977 Famolare, Jr.

D245,736 S * 9/1977 Famolare, Jr. D2/955
D268,299 S * 3/1983 Argyropoulos D2/960
D294,537 S 3/1988 Le
D294,653 S 3/1988 Le
D379,861 S 6/1997 Wunsch
D414,318 S 9/1999 Merceron
D429,062 S 8/2000 Santa
D473,041 S 4/2003 Finkelberg
D495,128 S 8/2004 Aver
D573,780 S 7/2008 Davis et al.
D582,133 S 12/2008 Del Biondi
D662,701 S 7/2012 Raysse
D675,002 S 1/2013 Marvin et al.
D730,035 S 5/2015 Henderson
D747,859 S 1/2016 Henderson et al.
D748,386 S 2/2016 Henderson et al.
D748,900 S 2/2016 Weeks
D768,367 S 10/2016 Henderson et al.
D773,160 S 12/2016 Mokos et al.

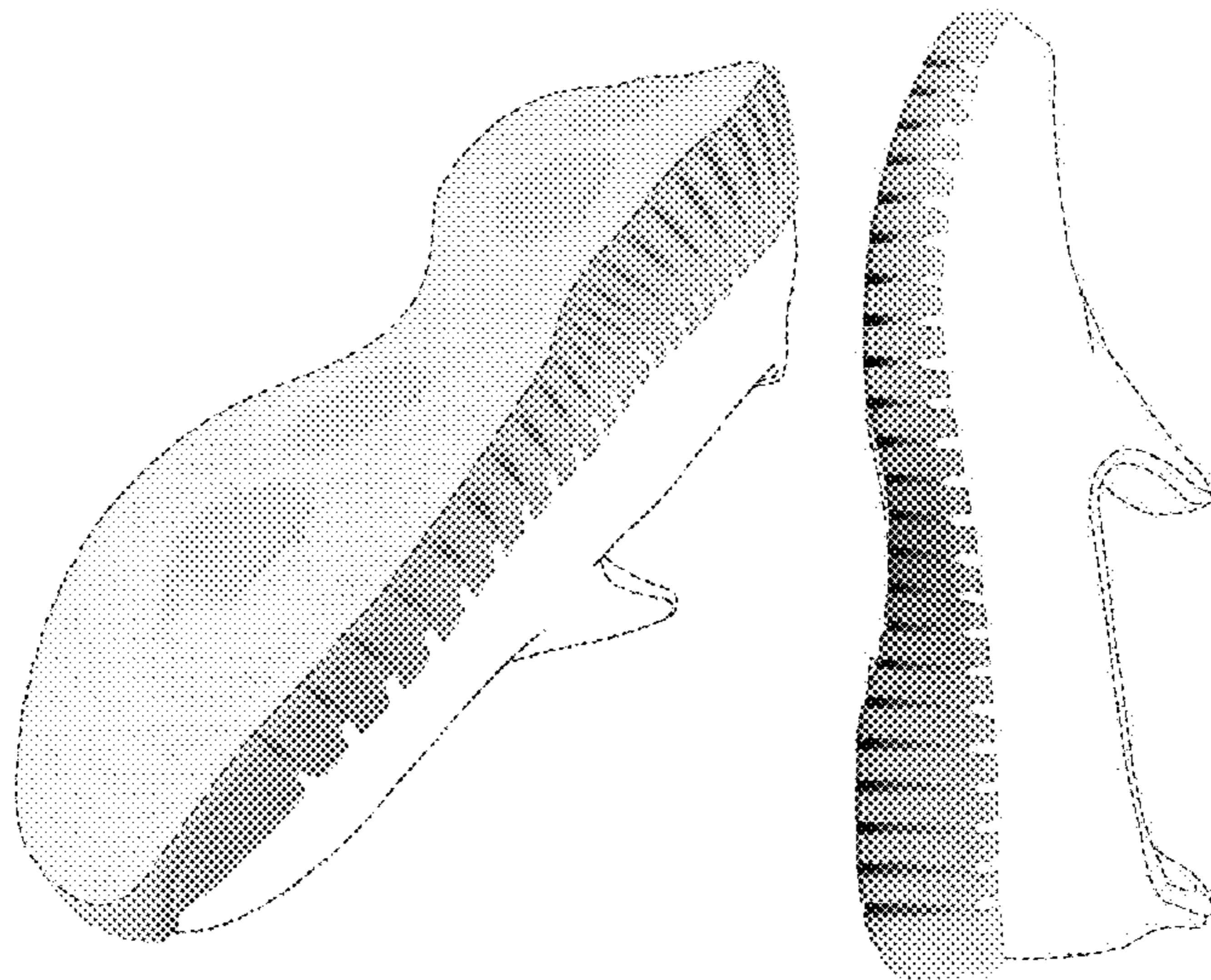
(Continued)

Primary Examiner — T Chase Nelson
(74) *Attorney, Agent, or Firm* — Marshall A. Lerner; Marvin H. Kleinberg; Kleinberg & Lerner, LLP

(57) **CLAIM**
The ornamental design for a shoe midsole periphery, as shown and described.

DESCRIPTION
FIG. 1 is a perspective view of a shoe midsole periphery in accordance with my new design.
FIG. 2 is a left side view thereof;
FIG. 3 is a right side view thereof;
FIG. 4 is a top view thereof;
FIG. 5 is a bottom view thereof;
FIG. 6 is a front view thereof; and,
FIG. 7 is a rear view thereof.
The broken lines and the light gray faded portions are for environmental purposes only and form no part of the claimed design. The claimed portion does not represent any particular color, material, or finish.

1 Claim, 7 Drawing Sheets



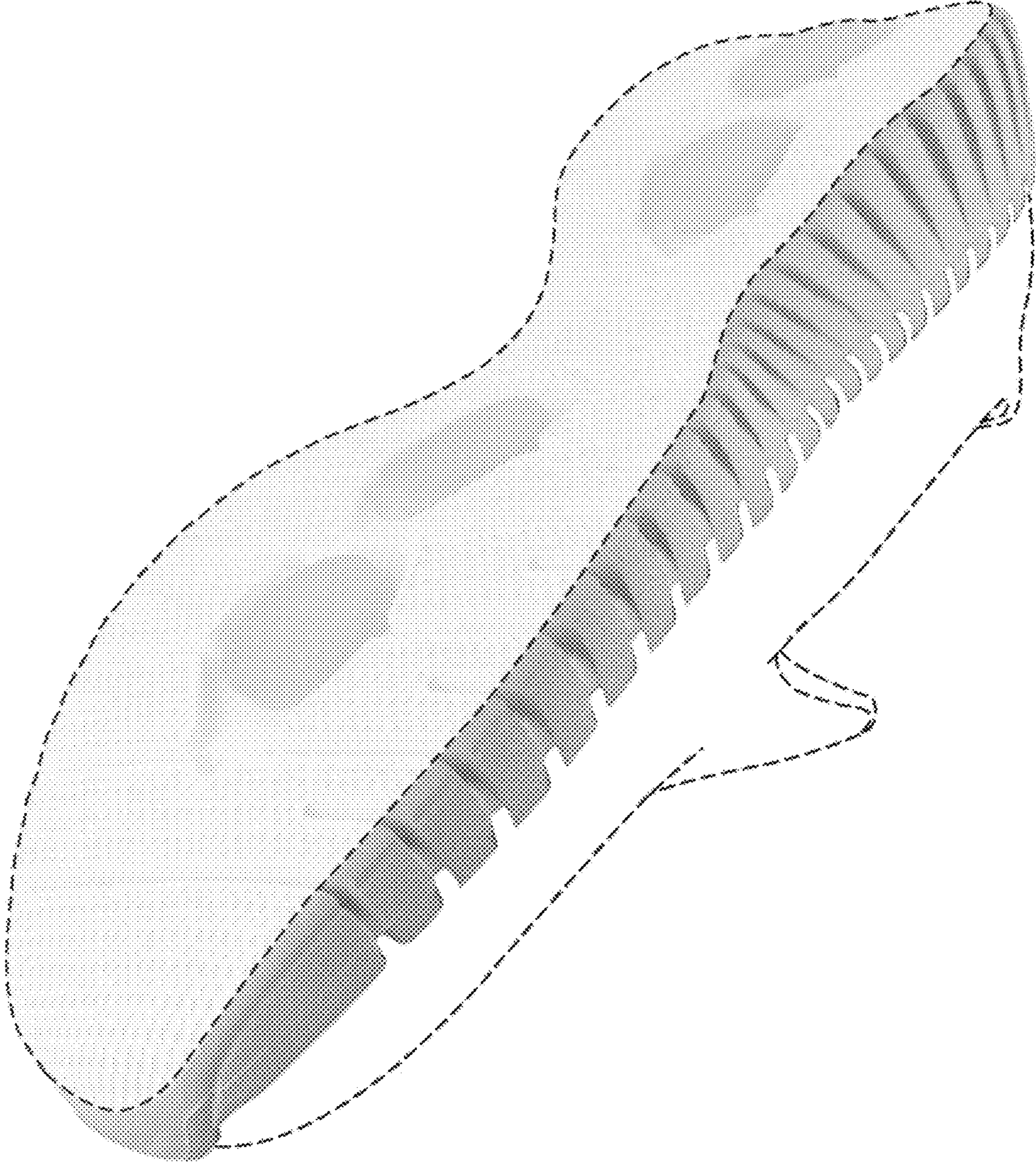


FIG. 1

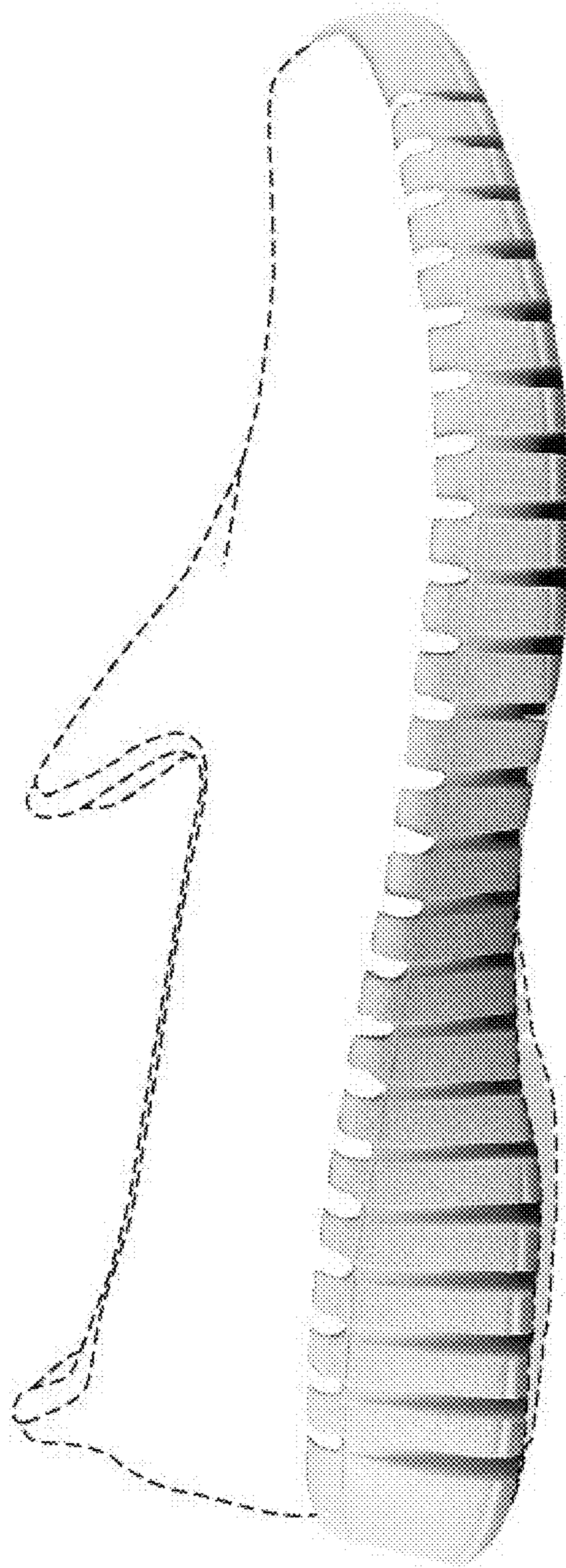


FIG. 2




FIG. 3

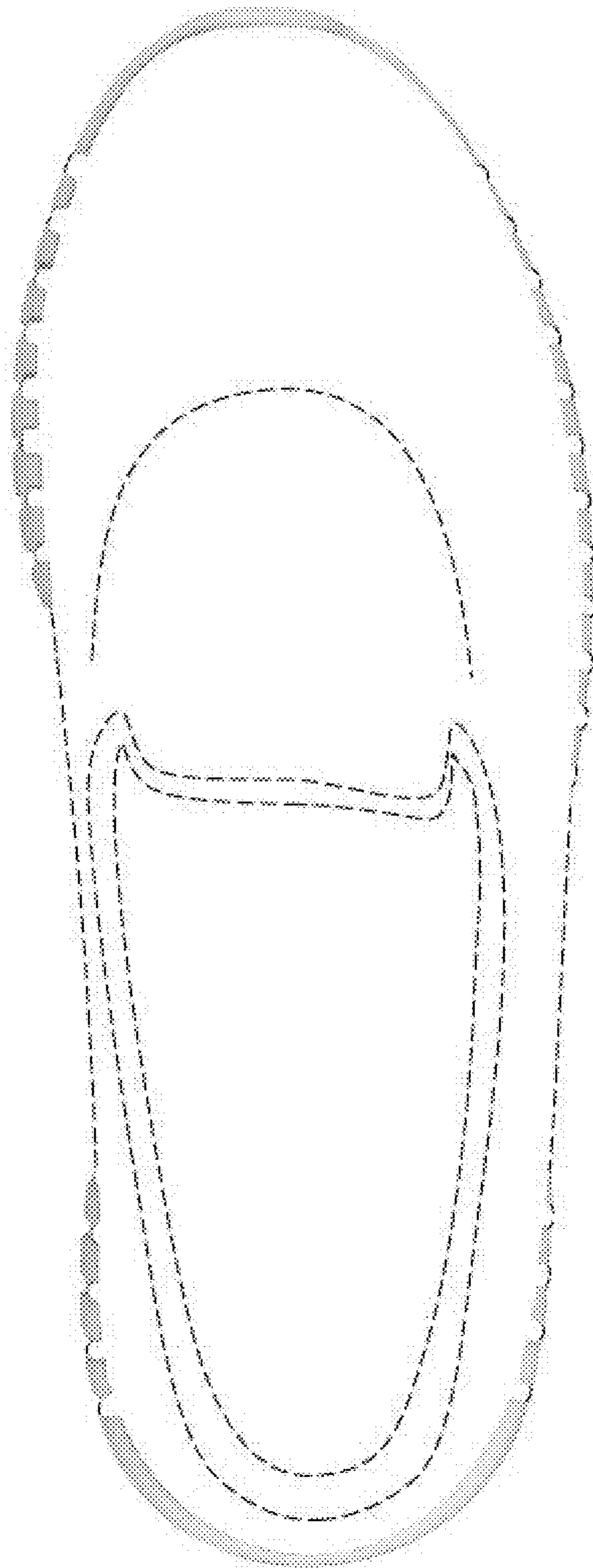


FIG. 4

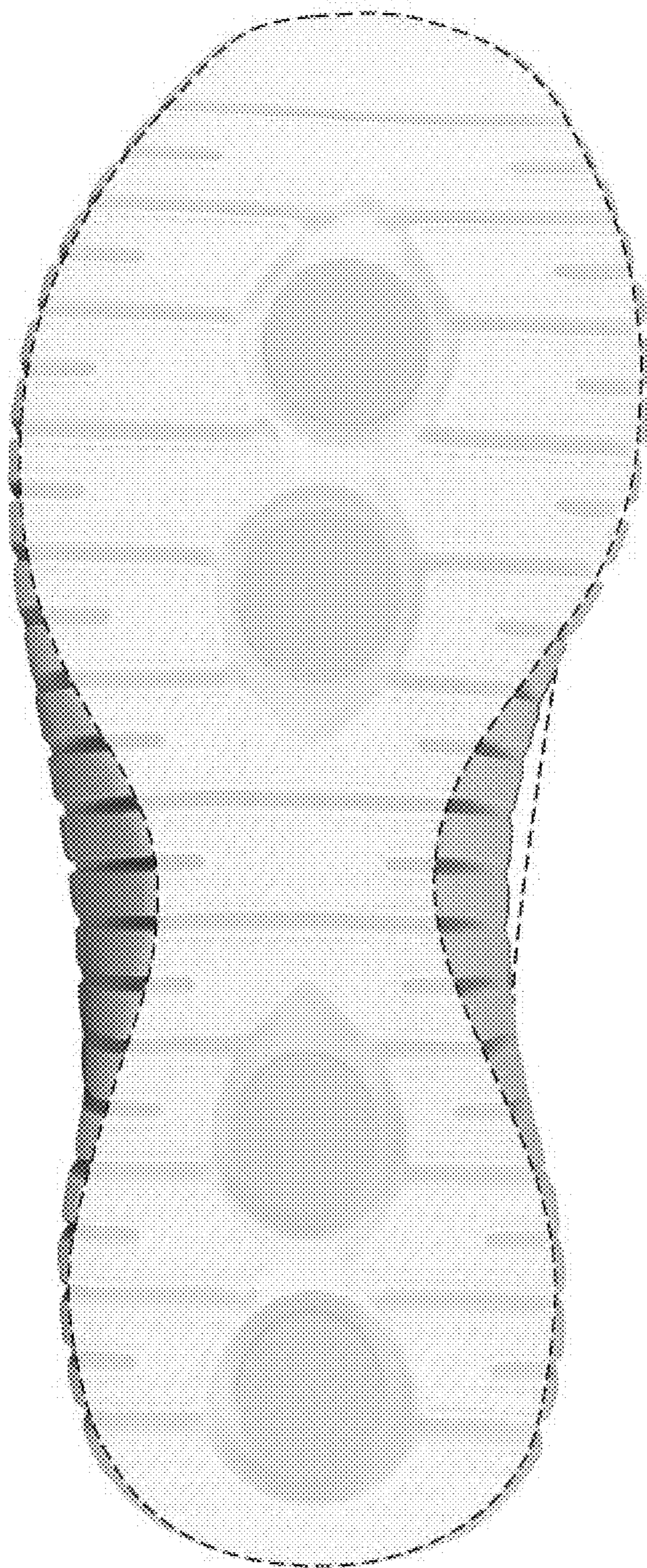


FIG. 5

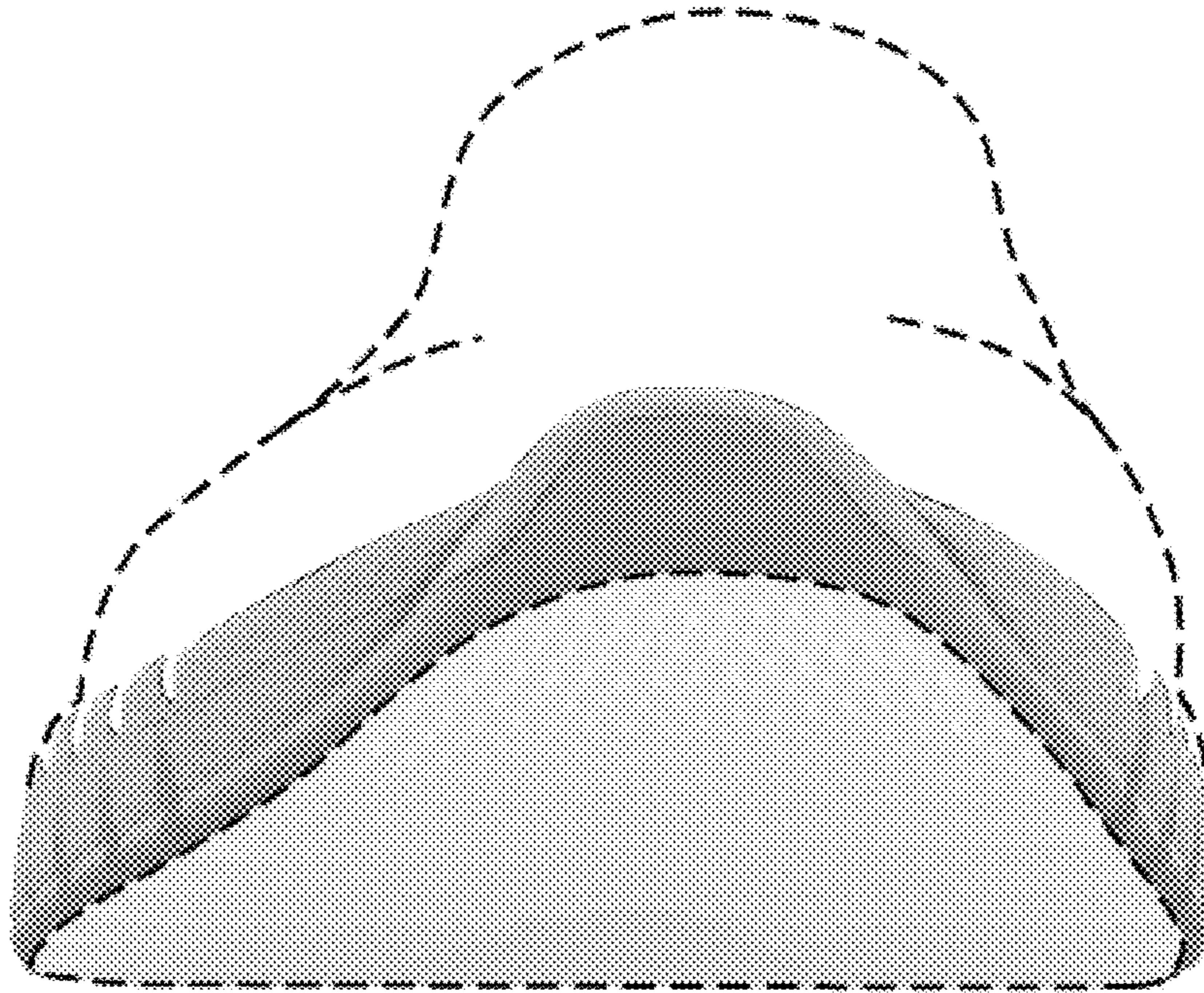


FIG. 6



FIG. 7