

US00D861300S

(12) **United States Design Patent**
Weeks

(10) **Patent No.:** **US D861,300 S**

(45) **Date of Patent:** **** Oct. 1, 2019**

- (54) **SHOE MIDSOLE PERIPHERY**
- (71) Applicant: **Skechers U.S.A., Inc. II**, Manhattan Beach, CA (US)
- (72) Inventor: **John Maxwell Weeks**, Playa del Rey, CA (US)
- (73) Assignee: **Skechers U.S.A., Inc. II**, Manhattan Beach, CA (US)
- (**) Term: **15 Years**
- (21) Appl. No.: **29/672,448**
- (22) Filed: **Dec. 5, 2018**
- (51) **LOC (12) Cl.** **02-04**
- (52) **U.S. Cl.**
USPC **D2/947; D2/957**
- (58) **Field of Classification Search**
USPC D2/902, 906, 908, 916, 918, 925, D2/946-962, 977; 36/3 B, 22 R, 24.5, 36/25 R, 28, 32 R, 34 R, 59 C, 67 A, 103
CPC A43B 13/00; A43B 13/02; A43B 13/023; A43B 13/026; A43B 13/04; A43B 13/08; A43B 13/10; A43B 13/12; A43B 13/14; A43B 13/141; A43B 13/143; A43B 13/16; A43B 13/18; A43B 13/181; A43B 13/187; A43B 13/189; A43B 13/20; A43B 13/22; A43B 13/223; A43B 13/24; A43B 13/28; A43B 13/30; A43B 13/32; A43B 13/34; A43B 13/36
See application file for complete search history.

(56) **References Cited**

U.S. PATENT DOCUMENTS

- 4,130,947 A * 12/1978 Denu A43B 13/12 36/30 R
- D332,001 S * 12/1992 Bayer D2/902
- D401,045 S * 11/1998 Greenberg D2/960

- D438,367 S * 3/2001 Huard D2/902
- D469,949 S * 2/2003 Koo D2/952
- 7,003,900 B2 * 2/2006 Trommer A43B 1/0027 36/1
- D520,220 S 5/2006 Morgan et al.
- D626,728 S * 11/2010 Tzenos D2/896
- D634,527 S * 3/2011 Butler D2/951
- D661,880 S 6/2012 Raysse
- D661,882 S 6/2012 Raysse
- D662,295 S 6/2012 Raysse
- D662,301 S 6/2012 Raysse
- D662,309 S * 6/2012 Ard D2/971
- D679,485 S 4/2013 Raysse
- D680,309 S 4/2013 Raysse
- D683,937 S 6/2013 Raysse
- D699,420 S 2/2014 Teteriatnikov
- D707,023 S 6/2014 Della Valle et al.
- D723,773 S 3/2015 Raysse
- D723,774 S * 3/2015 Raysse D2/951
- D734,008 S 7/2015 Marvin et al.

(Continued)

Primary Examiner — T Chase Nelson

(74) *Attorney, Agent, or Firm* — Marshall A. Lerner; Marvin H. Kleinberg; Kleinberg & Lerner, LLP

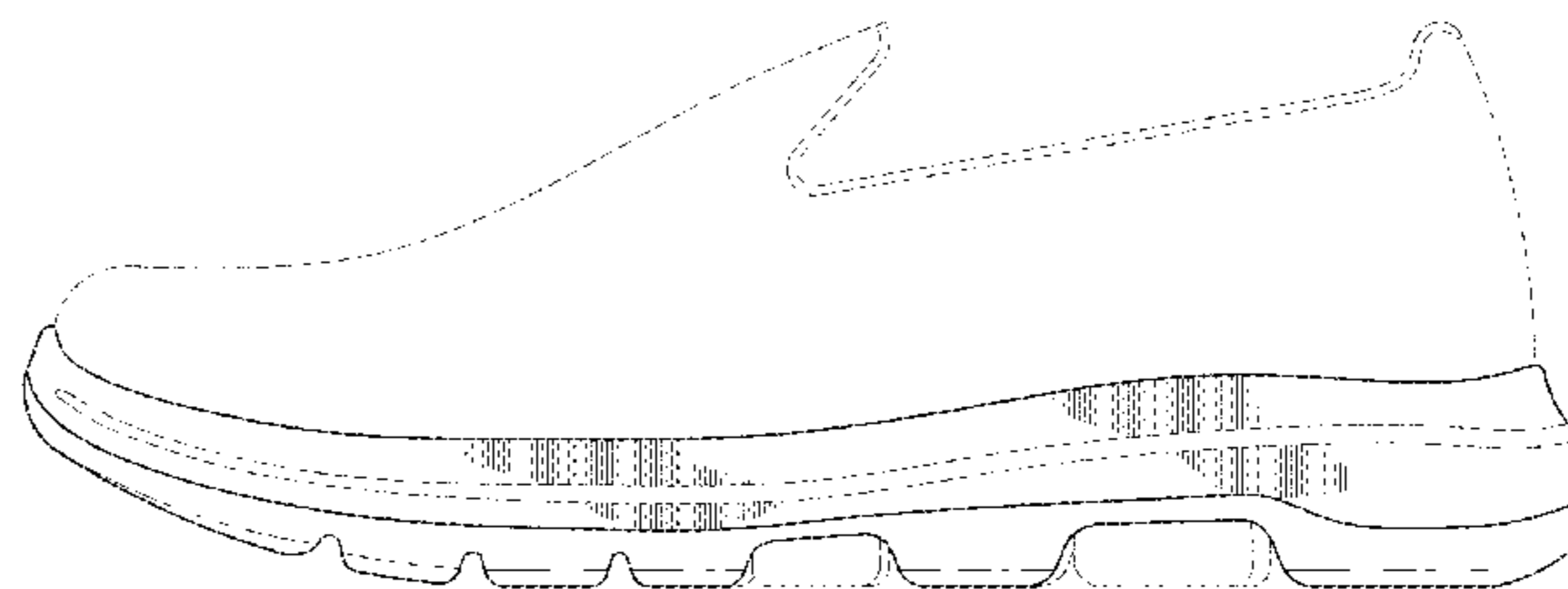

(57) **CLAIM**

The ornamental design for a shoe midsole periphery, as shown and described.

DESCRIPTION

FIG. 1 is a perspective view of a shoe midsole periphery in accordance with my new design.
 FIG. 2 is a left side view thereof;
 FIG. 3 is a right side view thereof;
 FIG. 4 is a top plan view thereof;
 FIG. 5 is a bottom plan view thereof and
 FIG. 6 is a rear elevation view thereof; and,
 FIG. 7 is a front elevation view thereof.
 The broken lines shown in the drawings represent portions of the shoe midsole periphery that form no part of the claimed design.

1 Claim, 6 Drawing Sheets



(56)

References Cited

U.S. PATENT DOCUMENTS

D746,561	S	1/2016	Bikowski	
D748,383	S	2/2016	Raysse	
D770,153	S	11/2016	Marvin et al.	
D770,740	S *	11/2016	Teteriatnikov	A43B 7/144 D2/947
D778,552	S	2/2017	Chang	
D786,544	S	5/2017	Marvin et al.	
D796,167	S	9/2017	Bates et al.	
D804,159	S	12/2017	Allemann et al.	
D809,252	S	2/2018	Brunner	
D816,308	S	5/2018	Boys et al.	
D817,609	S	5/2018	Boys et al.	
D818,674	S *	5/2018	Celin	D2/916
D818,683	S	5/2018	Marvin et al.	
D831,319	S	10/2018	Vasyli et al.	
D834,795	S *	12/2018	Vasyli	D2/947
D834,800	S *	12/2018	Raysse	A43B 13/12 D2/947
D834,802	S *	12/2018	Raysse	D2/960
D838,089	S *	1/2019	Celin	D2/916
2007/0107259	A1 *	5/2007	Kilgore	A43B 7/144 36/31
2013/0047474	A1 *	2/2013	Healy	A43B 13/122 36/30 R
2014/0325871	A1 *	11/2014	Price	A43B 13/18 36/28
2018/0153253	A1 *	6/2018	Ward	A43B 13/186

* cited by examiner

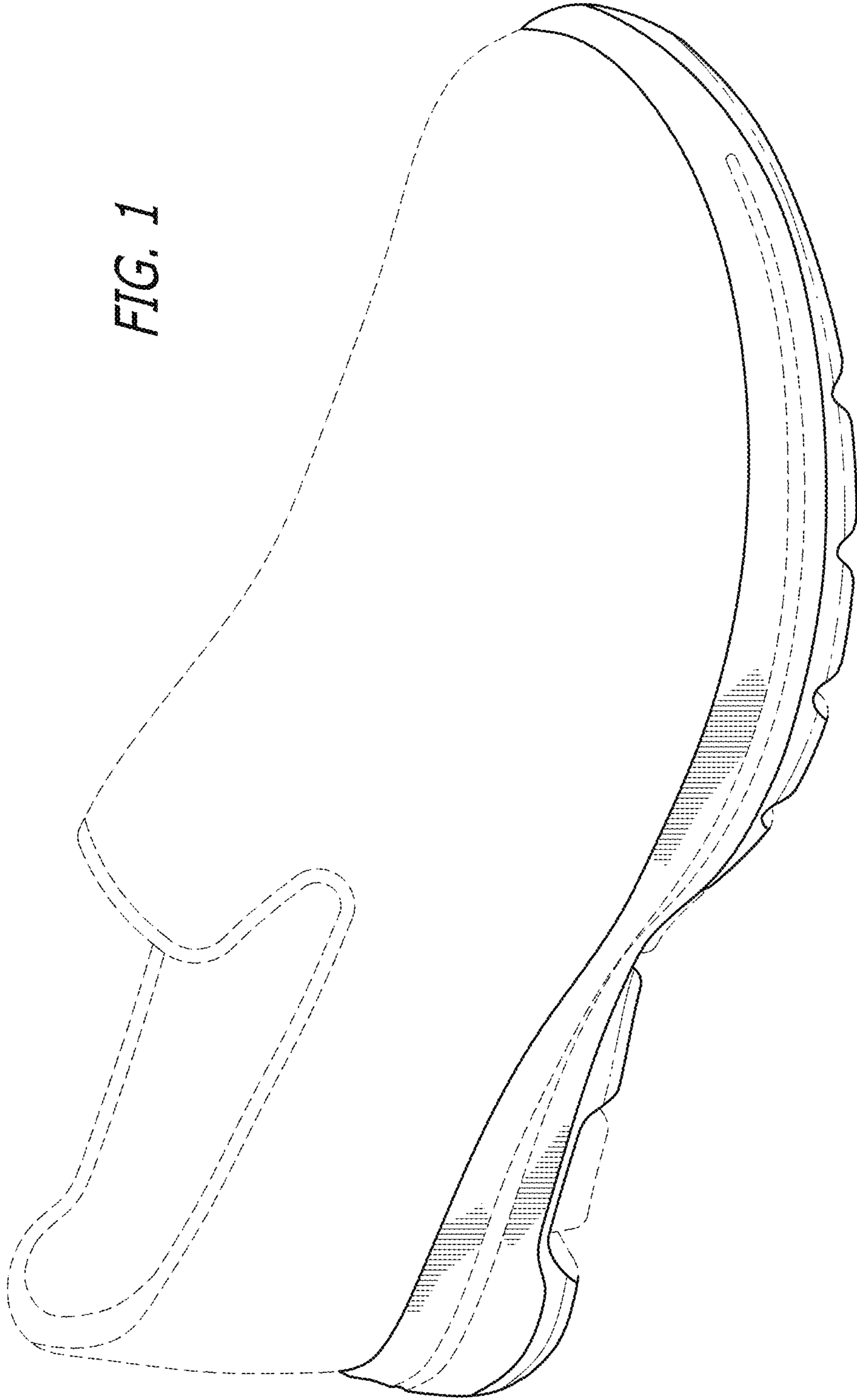
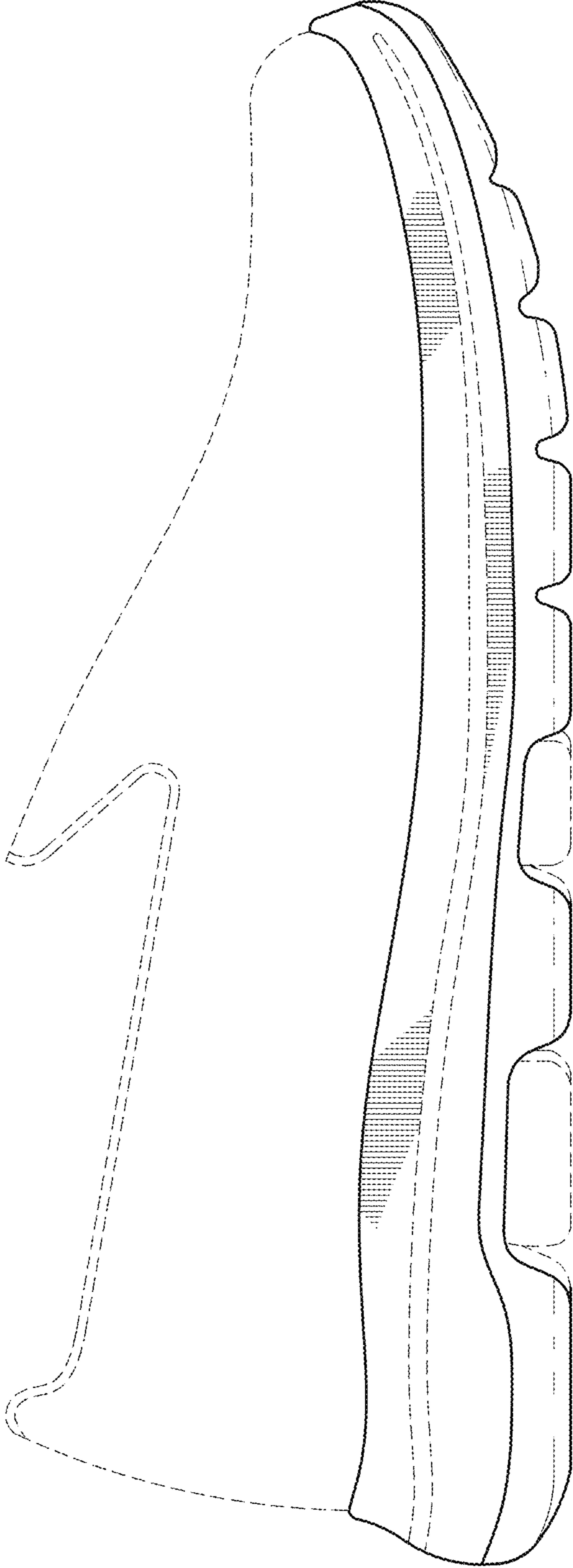


FIG. 2



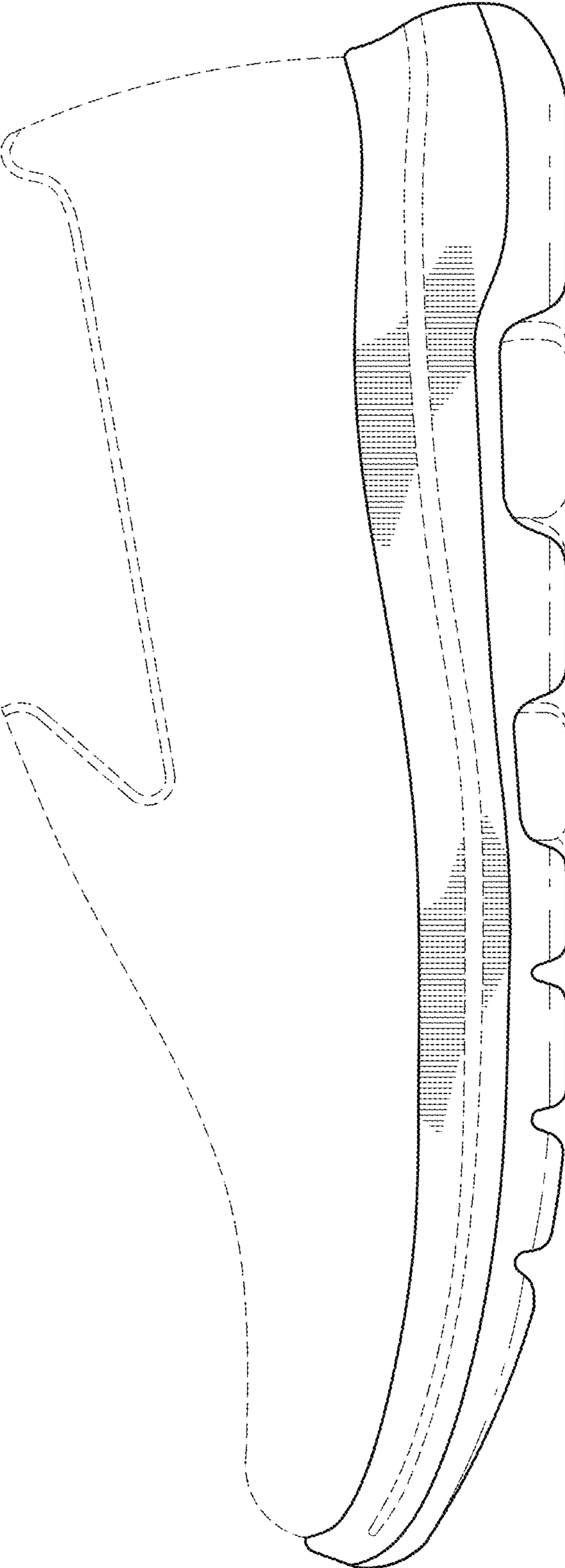


FIG. 3

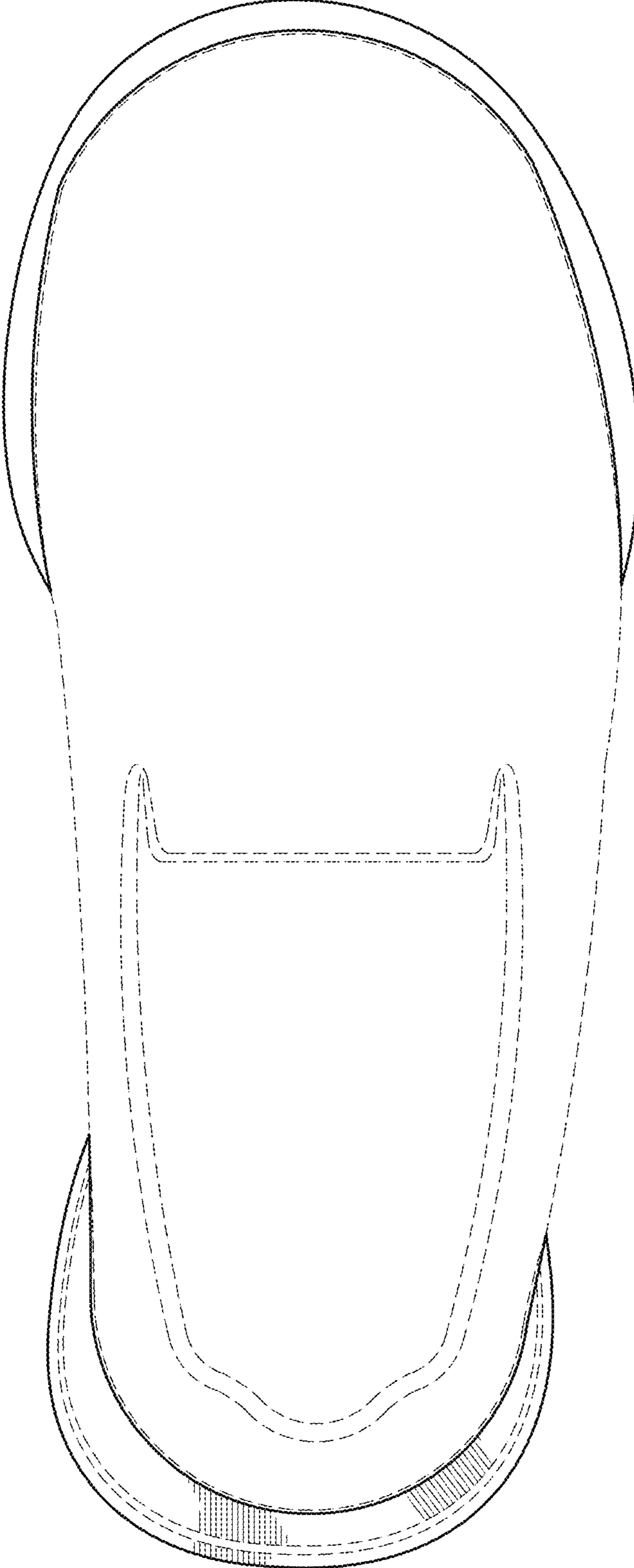


FIG. 4

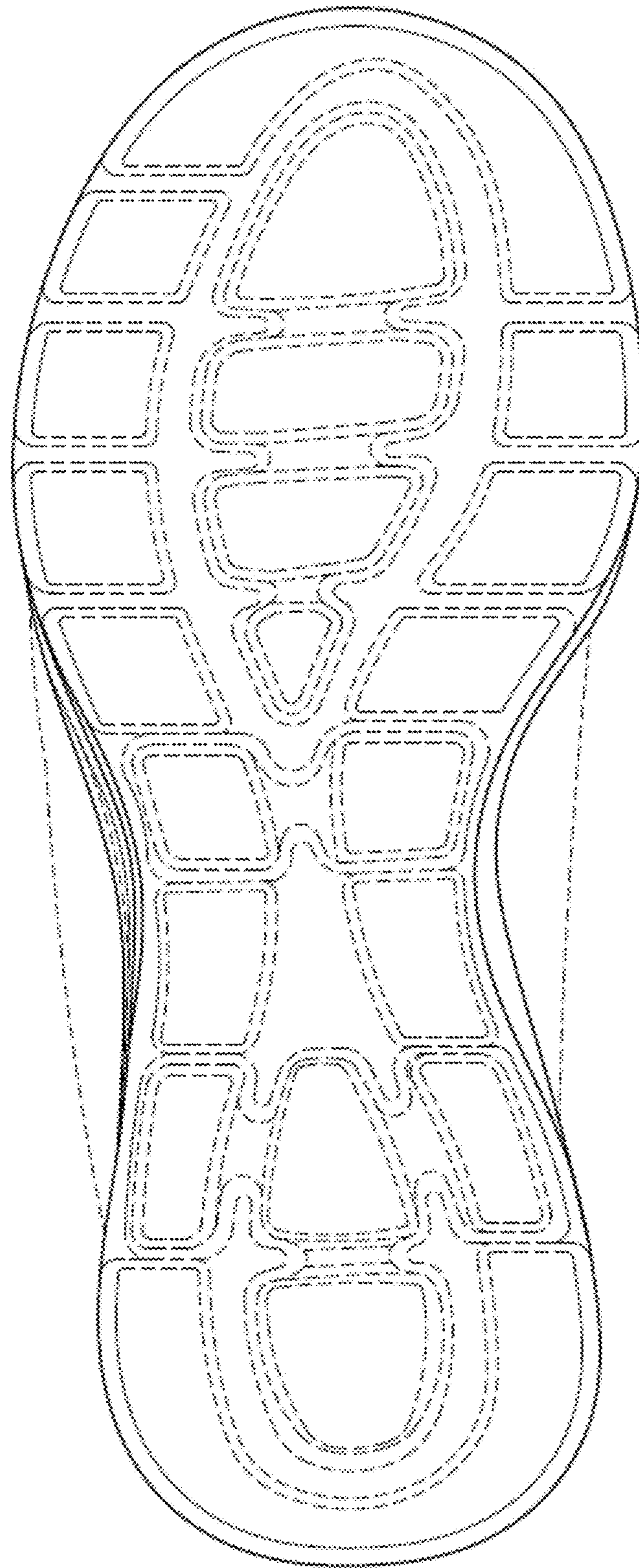


FIG. 5

FIG. 7

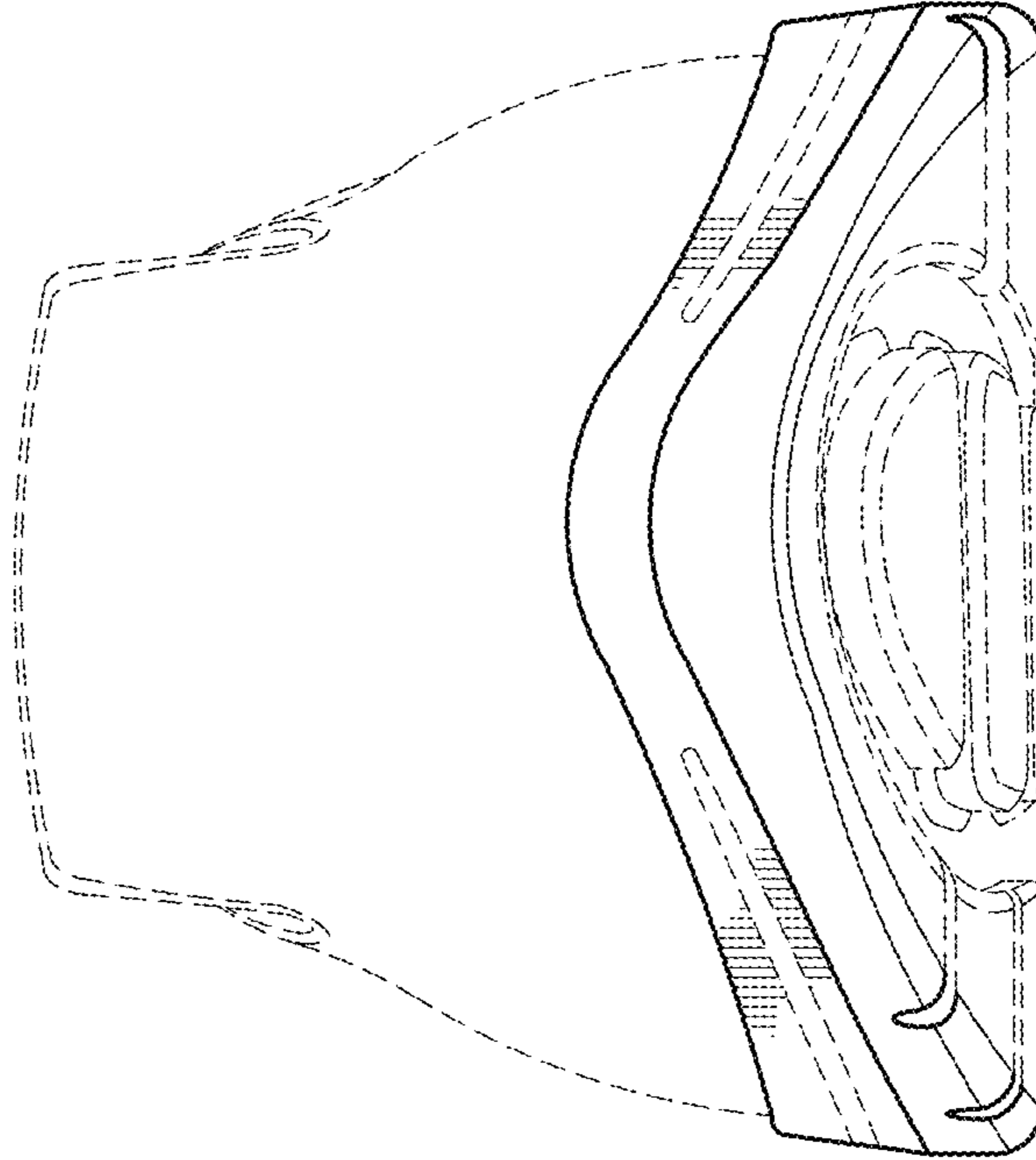


FIG. 6

