



US00D861289S

(12) **United States Design Patent** (10) **Patent No.:** **US D861,289 S**
Ngan (45) **Date of Patent:** **** Oct. 1, 2019**

- (54) **BLANKET WITH SLEEVES AND LEGS**
- (71) Applicant: **John Shun Ngan**, Palos Verdes Estates, CA (US)
- (72) Inventor: **John Shun Ngan**, Palos Verdes Estates, CA (US)
- (**) Term: **15 Years**
- (21) Appl. No.: **29/623,506**
- (22) Filed: **Oct. 25, 2017**
- (51) **LOC (12) Cl.** **02-01**
- (52) **U.S. Cl.**
USPC **D2/719**
- (58) **Field of Classification Search**
USPC D2/719, 720, 718, 731, 739, 741, 825,
D2/826; D6/603
CPC A41D 13/1236; A41D 13/1209; A41D
13/1281; A41D 13/06; A41D 10/00;
A47G 9/0223
See application file for complete search history.

D657,530 S *	4/2012	Farris	D2/720
D690,078 S *	9/2013	Anderson	D2/720
8,821,461 B2 *	9/2014	Kovensky	A41D 13/1281 2/104
D721,869 S *	2/2015	Bernier	D2/720
D753,902 S *	4/2016	Niles	D2/717
D764,748 S *	8/2016	Czajka	D2/720
D771,978 S *	11/2016	McCullough, Jr.	D6/603
D781,528 S *	3/2017	Kennedy	D2/739
D791,434 S *	7/2017	Pasko	D2/720
D793,031 S *	8/2017	Jascomb	D2/720
D797,401 S *	9/2017	Jascomb	D2/720

(Continued)

Primary Examiner — Michelle E. Wilson
Assistant Examiner — Clese Moore, Jr.

(57) **CLAIM**

The ornamental design for a blanket with sleeves and legs, as shown and described.

DESCRIPTION

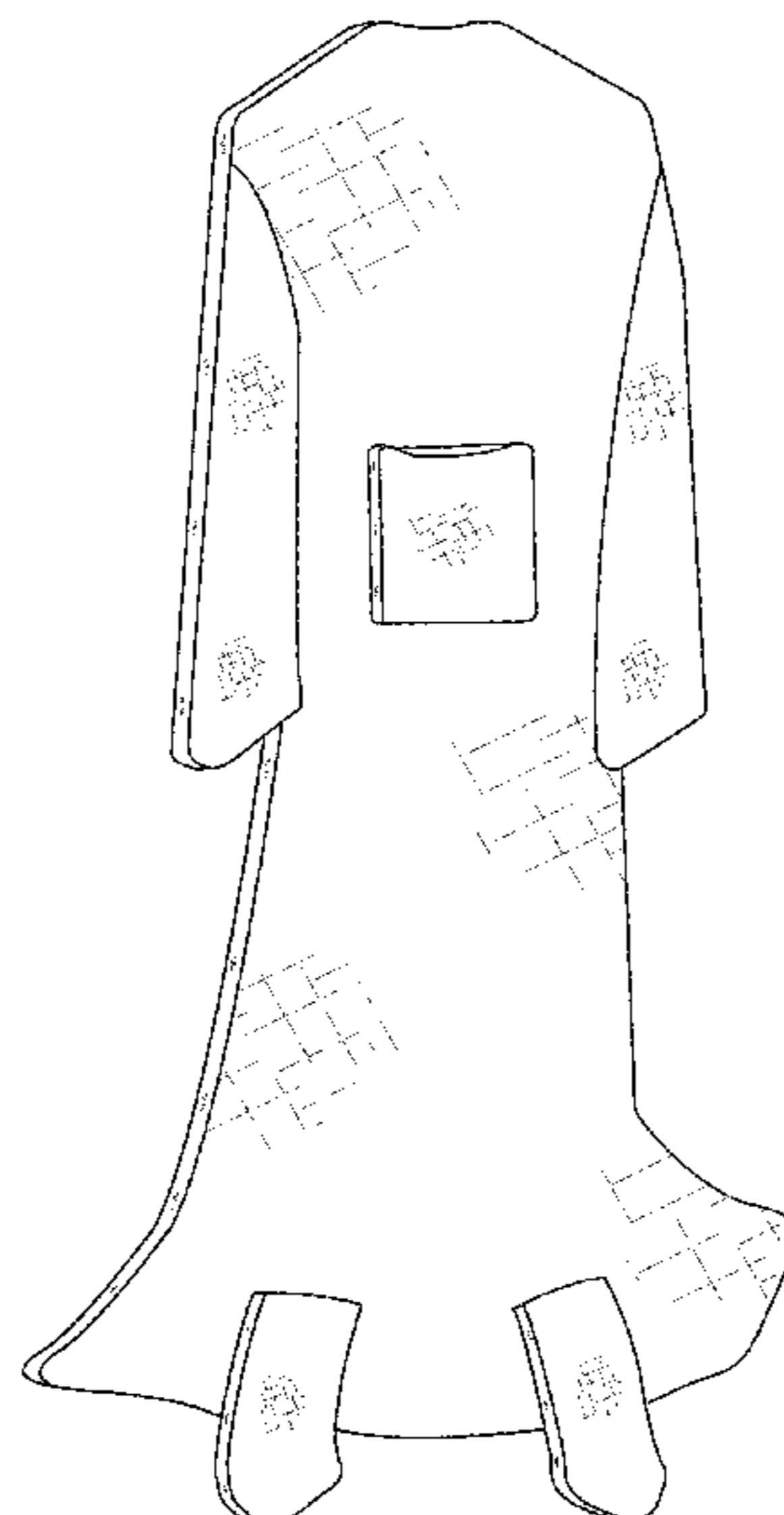
FIG. 1 is a Perspective view of the claimed design of a blanket with sleeves and legs;
 FIG. 2 is a front view of the design of a blanket with sleeves and legs shown in FIG. 1;
 FIG. 3 is a back view of the design of a blanket with sleeves and legs shown in FIG. 1;
 FIG. 4 is a top view of the design of a blanket with sleeves and legs shown in FIG. 1;
 FIG. 5 is a bottom view of the design of a blanket with sleeves and legs shown in FIG. 1;
 FIG. 6 is a side view of the design of a blanket with sleeves and legs shown in FIG. 1;
 FIG. 7 is a front view of the design of a blanket with sleeves and legs shown in working condition; and,
 FIG. 8 is a back view of the design of a blanket with sleeves and legs shown in working condition.
 The broken lines represent portions that form no part of the claimed design.

1 Claim, 4 Drawing Sheets

(56) **References Cited**

U.S. PATENT DOCUMENTS

4,622,699 A *	11/1986	Spriggs	A41D 13/1236 2/114
4,982,448 A *	1/1991	Kogut	A41D 13/1209 2/114
5,184,351 A *	2/1993	Benstock	A41D 13/1236 2/105
5,271,100 A *	12/1993	Holt	A41D 13/1209 2/114
D510,792 S *	10/2005	Vazquez	D2/718
D601,327 S *	10/2009	Anderson	D2/825
D626,310 S *	11/2010	Cruz	D2/752
D630,820 S *	1/2011	Wilson	D2/826
D646,463 S *	10/2011	Petrovskis	D2/720
D656,710 S *	4/2012	Farris	D2/720
D657,529 S *	4/2012	Farris	D2/720



(56)

References Cited

U.S. PATENT DOCUMENTS

2008/0155728 A1* 7/2008 Hafer A41D 13/1209
2/69
2014/0367594 A1* 12/2014 Reynolds A41B 3/02
250/516.1
2016/0278456 A1* 9/2016 Monardo A41D 13/1236

* cited by examiner

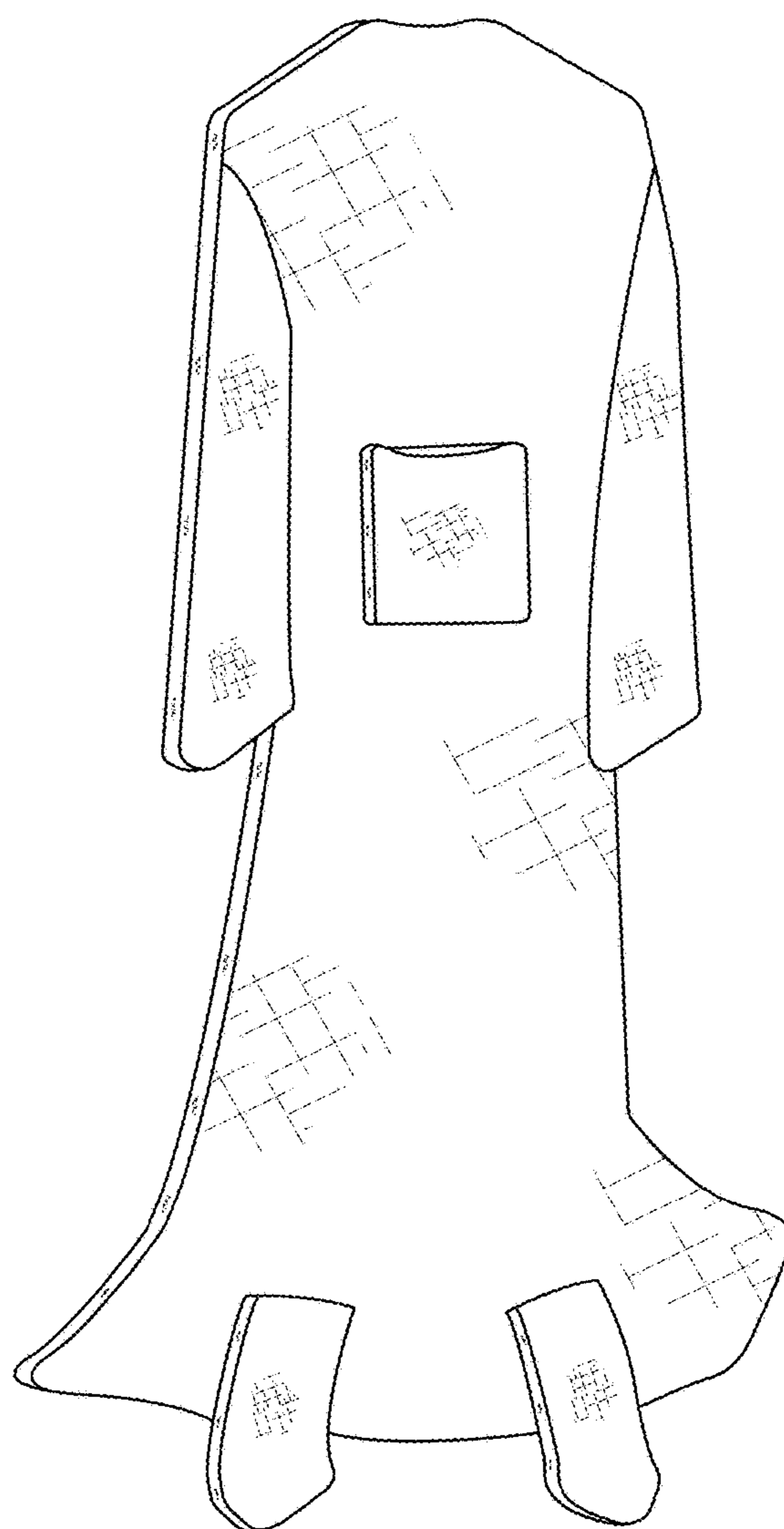


FIG. 1

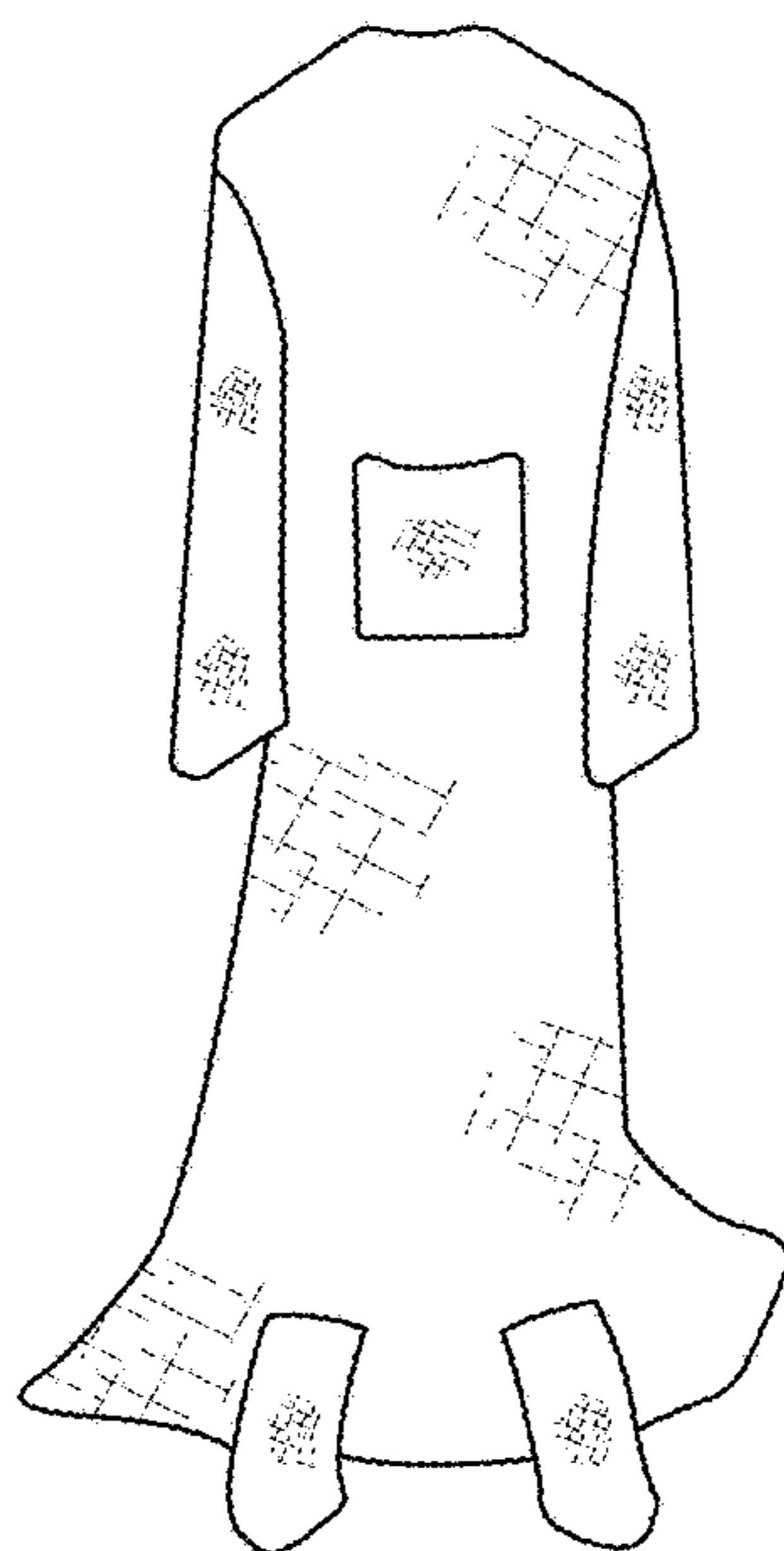


FIG. 2

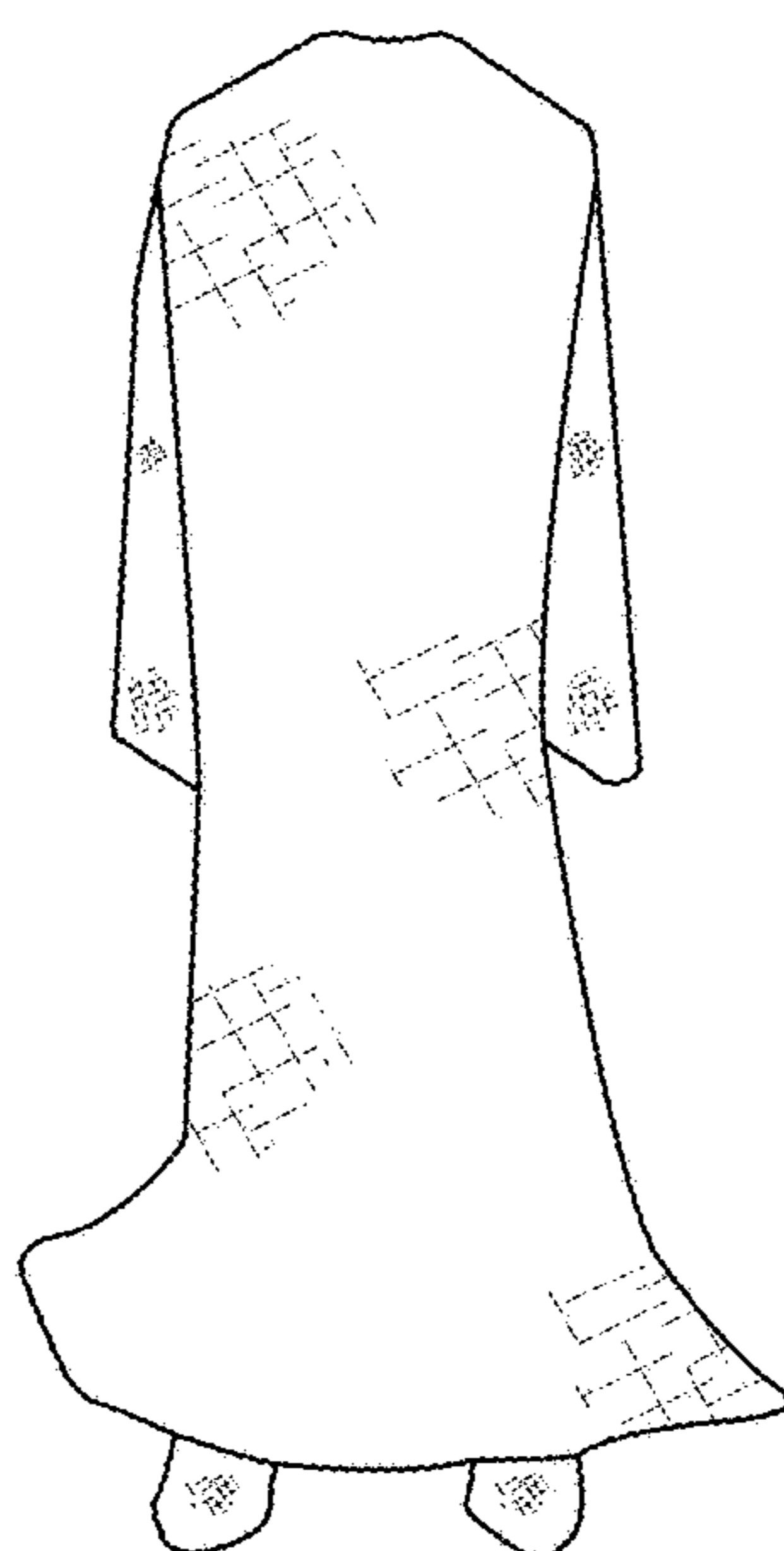


FIG. 3




FIG. 4

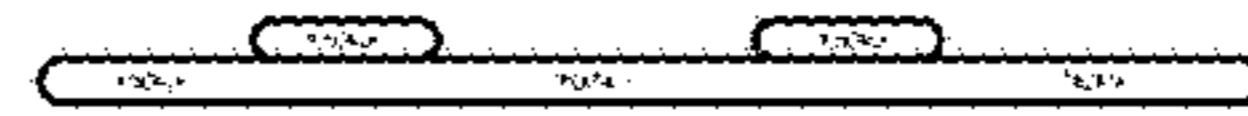


FIG. 5



FIG. 6

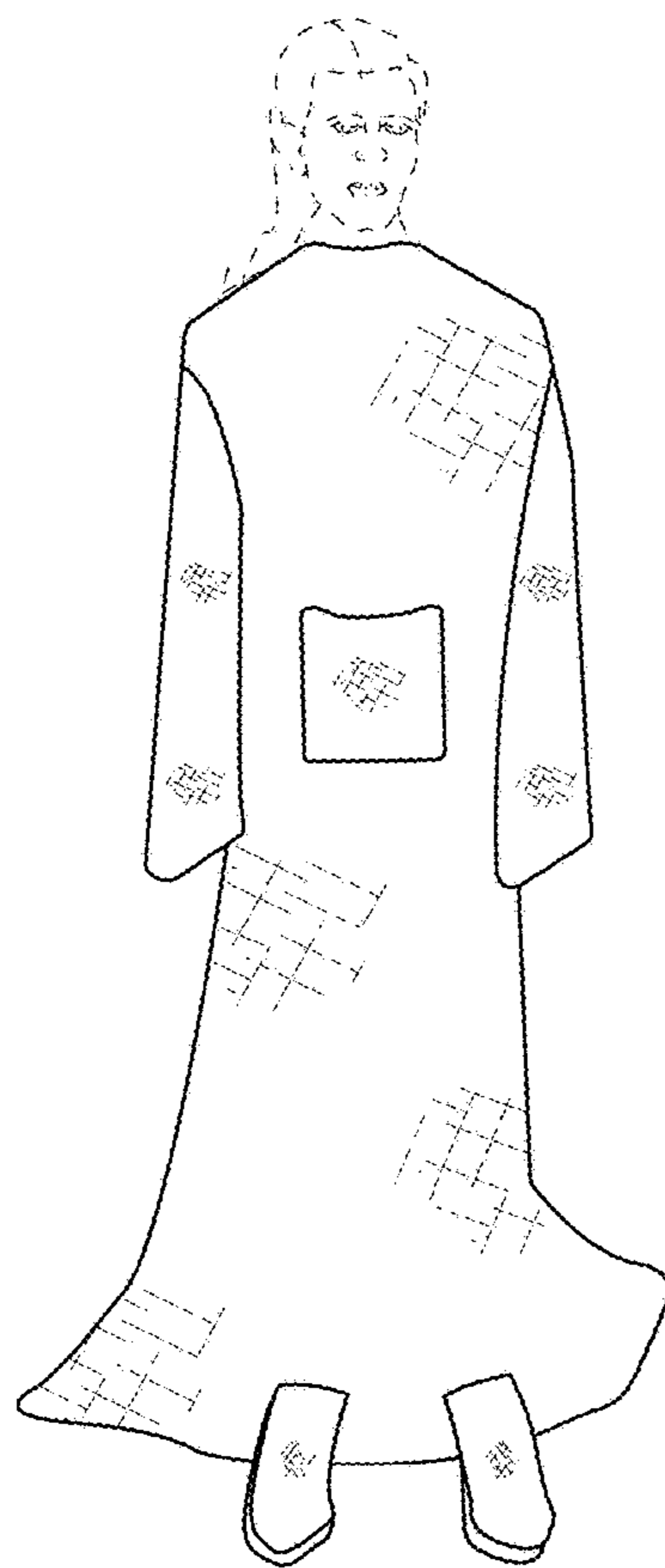


FIG. 7

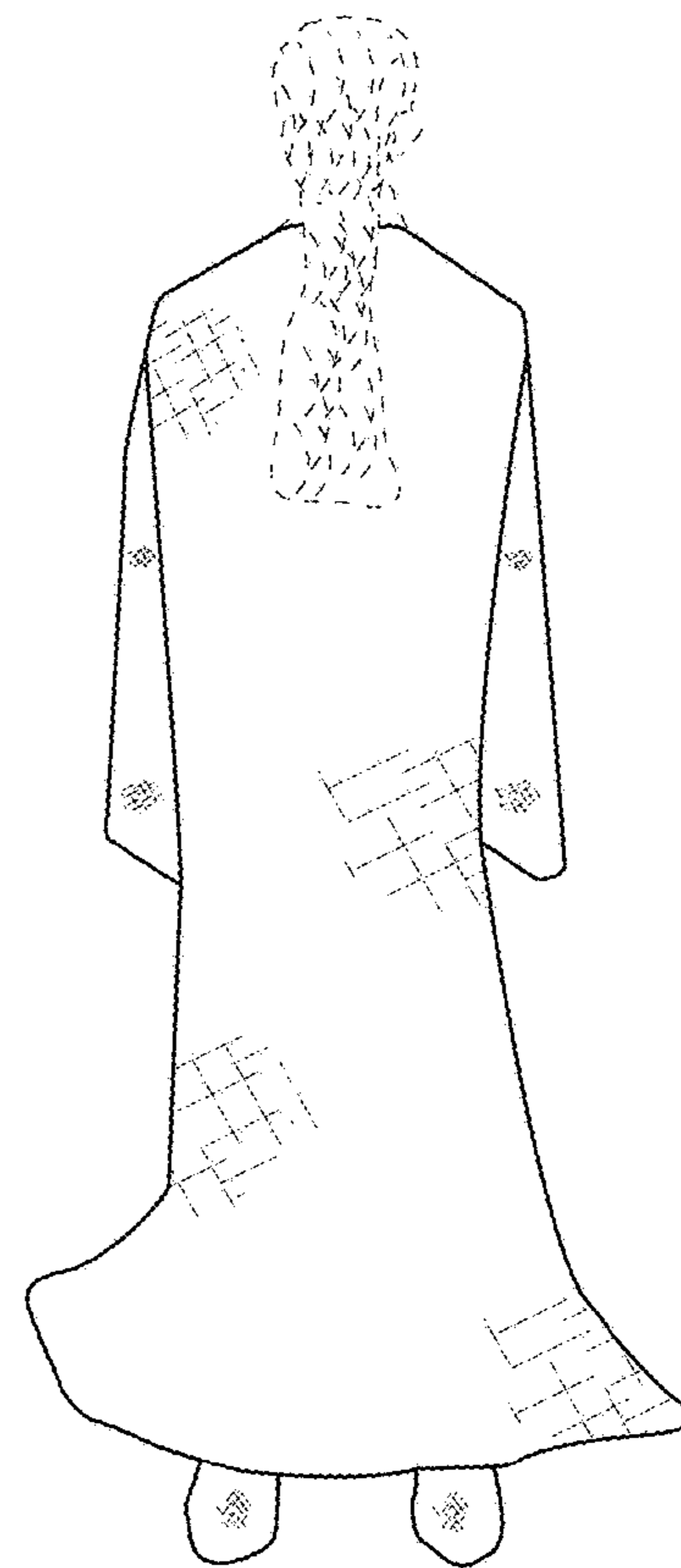


FIG. 8