



US00D861283S

(12) **United States Design Patent** (10) **Patent No.:** **US D861,283 S**  
**Axelrod et al.** (45) **Date of Patent:** **\*\* Oct. 1, 2019**

(54) **PET CHEW**

(71) Applicant: **T.F.H. PUBLICATIONS, INC.**,  
Neptune City, NJ (US)

(72) Inventors: **Glen S. Axelrod**, Colts Neck, NJ (US);  
**Ajay Gajria**, Maharashtra (IN); **Nancy S. Rivadeneira**, Union, NJ (US)

(73) Assignee: **T.F.H. PUBLICATIONS, INC.**,  
Neptune City, NJ (US)

(\*\*) Term: **15 Years**

(21) Appl. No.: **29/679,978**

(22) Filed: **Feb. 12, 2019**

(51) **LOC (12) Cl.** ..... **01-01**

(52) **U.S. Cl.**  
USPC ..... **D1/199**

(58) **Field of Classification Search**  
USPC ..... D1/100–130, 199; 426/5, 76, 87, 92, 94,  
426/95, 99, 101, 103, 104, 108, 134,  
426/138–139, 143, 144, 279, 282, 283,  
426/391, 514, 549, 559, 560, 660, 808;  
D24/130; D6/597, 598, 601;  
D21/488–490, 493, 680; D23/366, 386,  
D23/415; 239/44; D8/83; D30/160  
CPC . A23G 3/50; A23G 3/54; A23G 9/282; A23G  
3/28; A23J 3/26; A23L 1/0067  
See application file for complete search history.

(56) **References Cited**

U.S. PATENT DOCUMENTS

5,174,243 A \* 12/1992 O'Rourke ..... A01K 15/026  
119/709

D375,610 S \* 11/1996 Loring ..... D1/112

D534,694 S \* 1/2007 Pozzoni ..... D30/160

D586,976 S \* 2/2009 Lundwall ..... D1/109

D631,636 S \* 2/2011 Hague ..... D1/106

D747,067 S \* 1/2016 Axelrod ..... D1/106

9,585,368 B2 3/2017 Gick

D821,695 S \* 7/2018 Spivak ..... D1/199

D838,418 S \* 1/2019 Zelinger ..... D30/160

D840,610 S \* 2/2019 Toolan ..... D30/160

2006/0102099 A1 \* 5/2006 Edwards ..... A01K 15/026  
119/710

2010/0224138 A1 \* 9/2010 Axelrod ..... A01K 15/026  
119/710

2013/0167780 A1 \* 7/2013 Axelrod ..... A01K 15/025  
119/710

2018/0271061 A1 \* 9/2018 Spivak ..... A01K 15/026

\* cited by examiner

*Primary Examiner* — Katie Jane Stofko  
(74) *Attorney, Agent, or Firm* — Grossman, Tucker,  
Perreault & Pflieger, PLLC

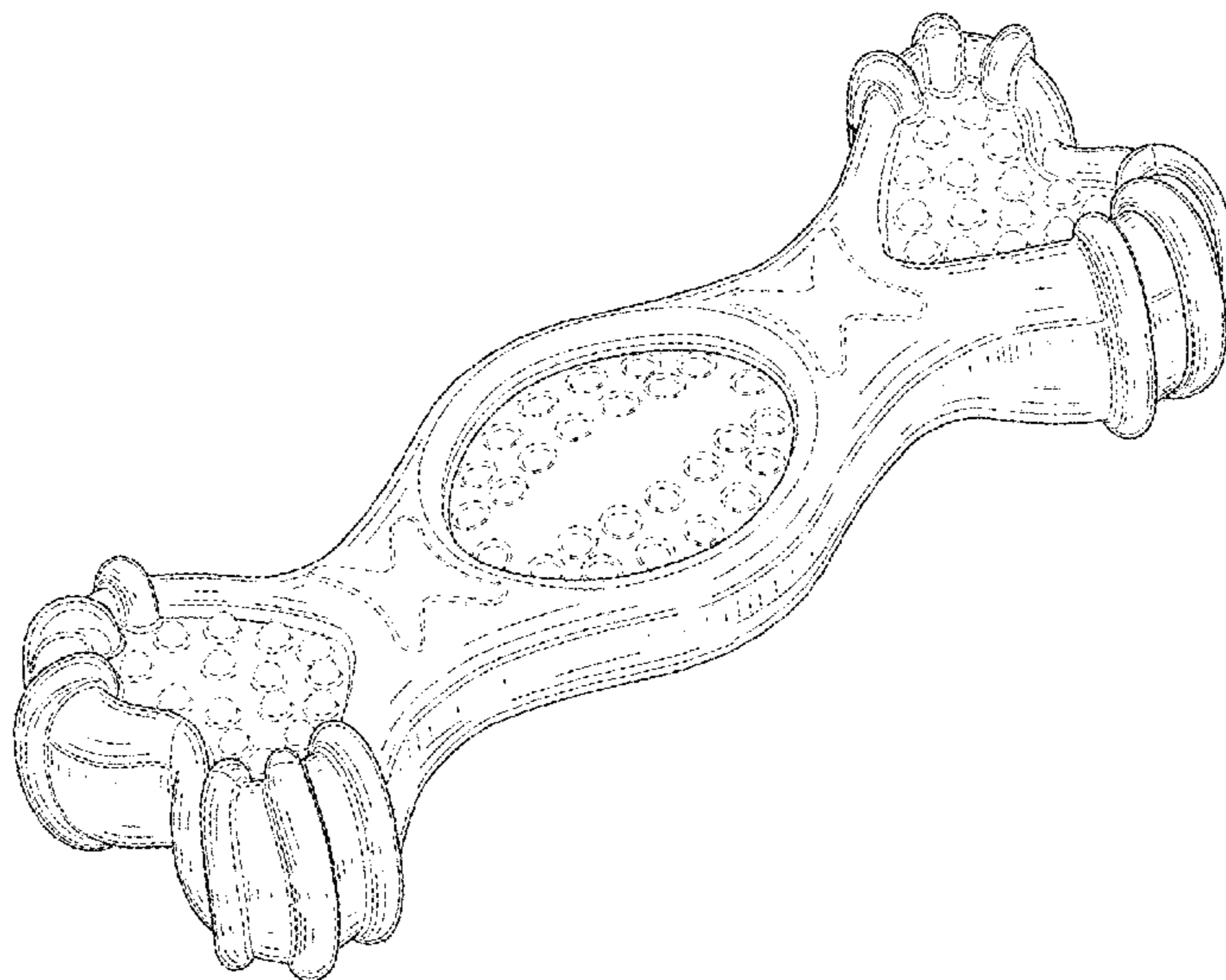
(57) **CLAIM**

The ornamental design for a pet chew, as shown and described.

**DESCRIPTION**

FIG. 1 is a perspective view of a pet chew of the present invention;  
FIG. 2 is a front view thereof;  
FIG. 3 is a rear view thereof;  
FIG. 4 is a top view thereof;  
FIG. 5 is a bottom view thereof;  
FIG. 6 is a right view thereof; and,  
FIG. 7 is a left view thereof.  
The broken lines in FIGS. 1, and 4-7 form no part of the claimed design.

**1 Claim, 6 Drawing Sheets**



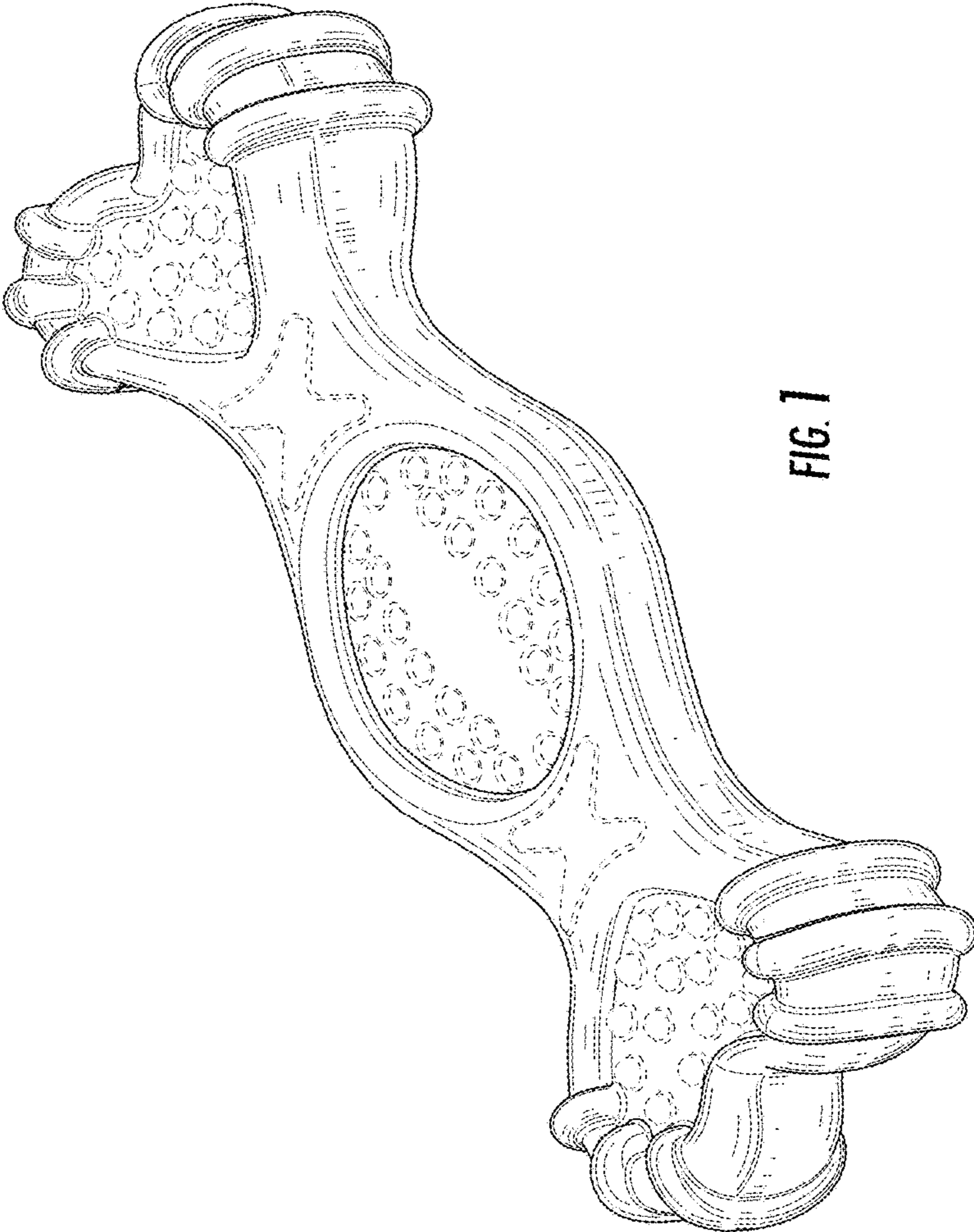


FIG. 1

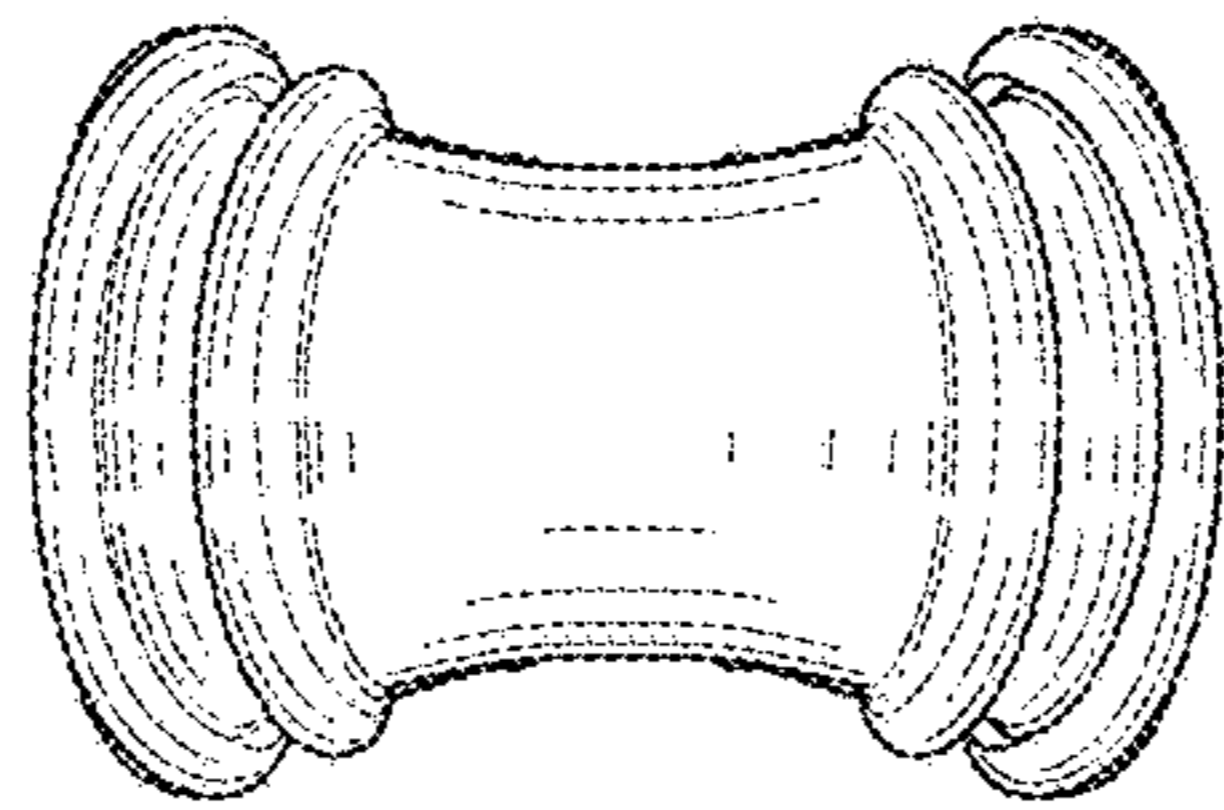


FIG. 2

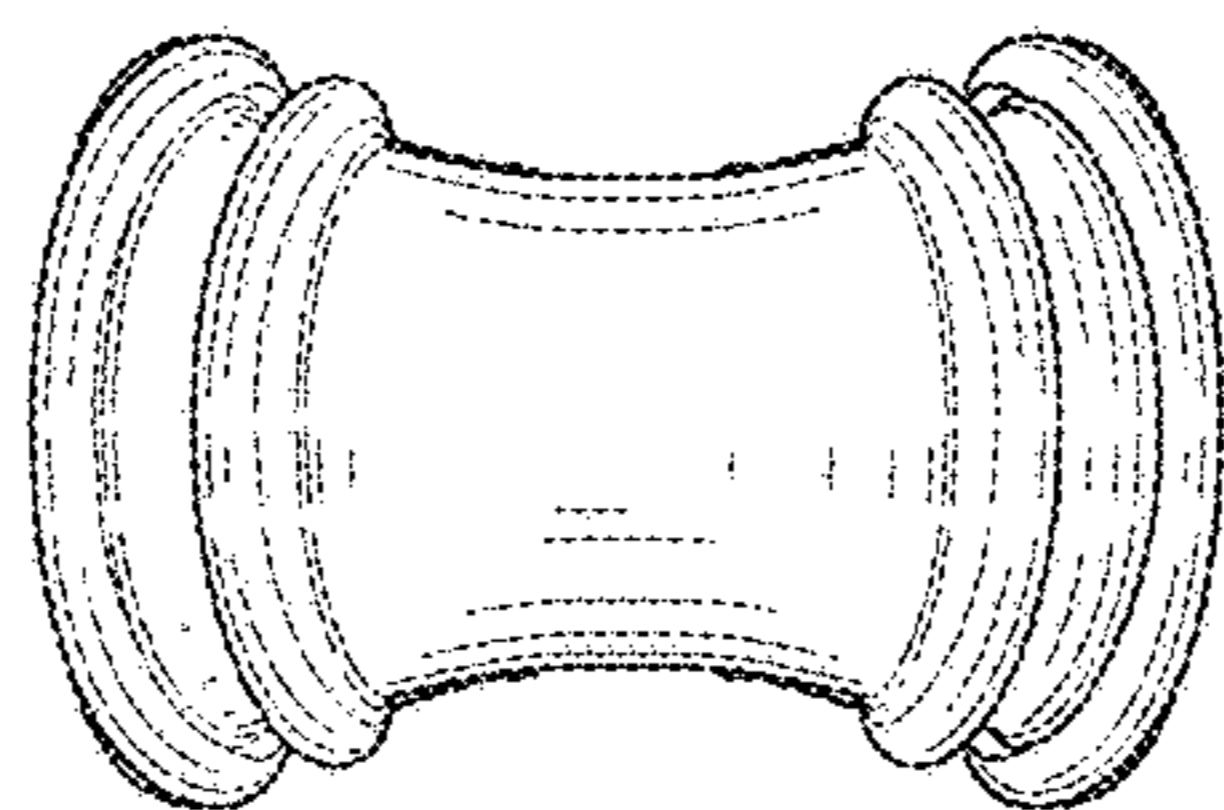


FIG. 3

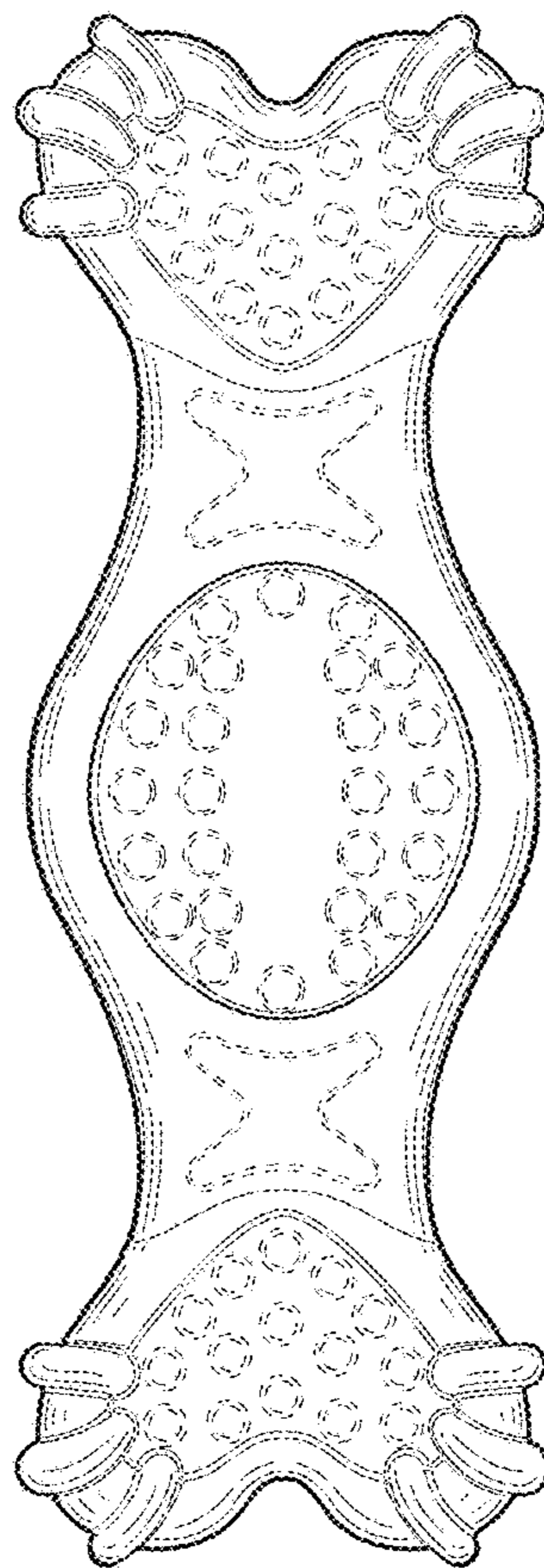


FIG. 4

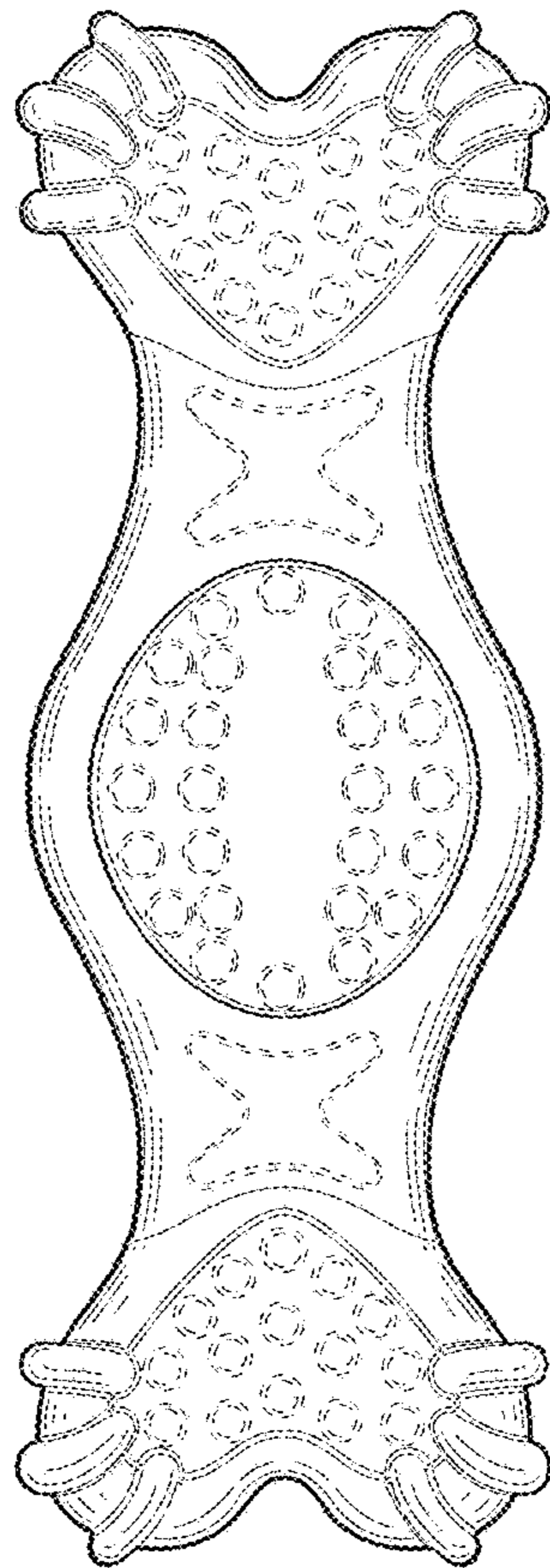


FIG. 5

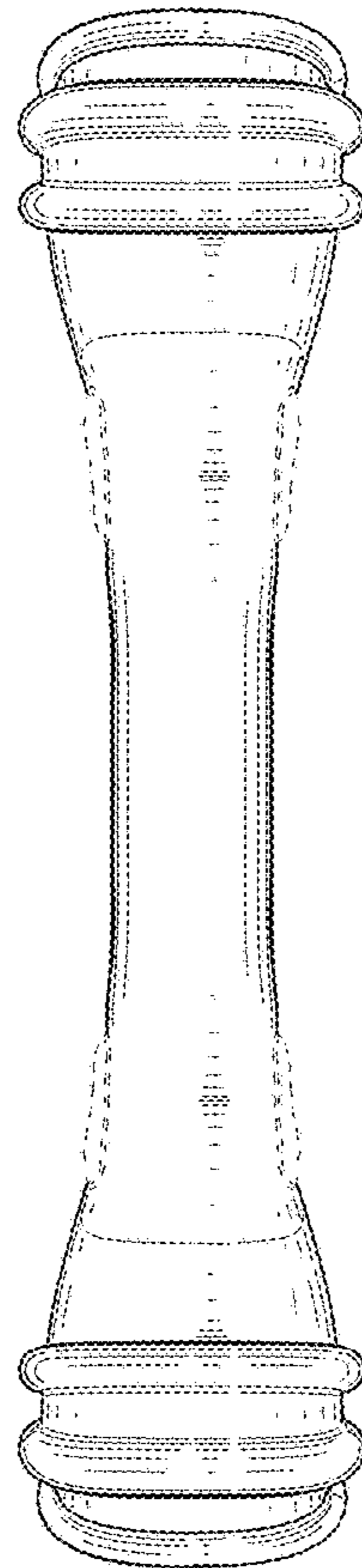


FIG. 6

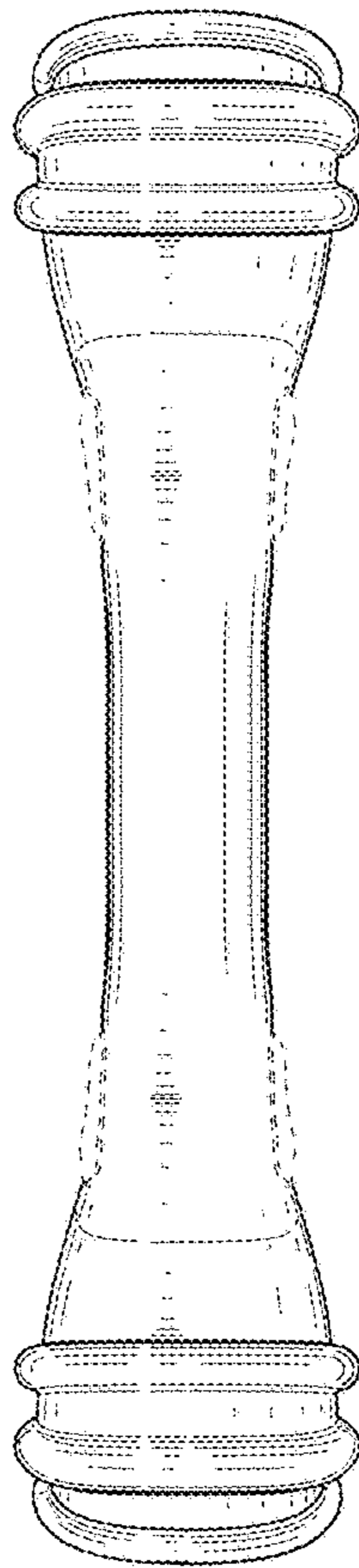


FIG. 7