



US00D861272S

(12) **United States Design Patent**
Wong

(10) **Patent No.:** **US D861,272 S**

(45) **Date of Patent:** **** Sep. 24, 2019**

(54) **GRILL SCRAPER**

(71) Applicant: **Jordan Kahn Company, Inc**, Newton, MA (US)

(72) Inventor: **Wing Sun Wong**, Ashland, MA (US)

(**) Term: **15 Years**

(21) Appl. No.: **29/653,096**

(22) Filed: **Jun. 12, 2018**

(51) **LOC (12) Cl.** **07-05**

(52) **U.S. Cl.**

USPC **D32/46**

(58) **Field of Classification Search**

USPC D32/40-43, 46; D8/10-11; D4/118, 131

CPC E01H 5/00; E01H 5/02; A47J 37/07; A47L

17/00; A47L 13/10; A47L 13/12; A47L

1/08; A47L 1/00

See application file for complete search history.

(56) **References Cited**

U.S. PATENT DOCUMENTS

D172,537 S *	7/1954	Hill	15/236.01
D207,115 S *	3/1967	Keesler	D7/394
D305,818 S *	1/1990	Chen	D32/46
D318,158 S *	7/1991	Ediger	401/139
D365,897 S *	1/1996	Pereira	D32/46
D373,251 S *	9/1996	Young	D32/42
D460,589 S *	7/2002	Weinberger	A47L 1/16
			D32/46
D521,200 S *	5/2006	Veltrop	D32/49
7,047,590 B2 *	5/2006	Neal	A47J 37/0786
			15/111
D523,198 S *	6/2006	Veltrop	D32/49
D567,511 S *	4/2008	Borovicka	D4/118
D575,525 S *	8/2008	Libman	D4/118
D580,612 S *	11/2008	Matousek	D32/46
7,632,033 B2 *	12/2009	Wales	A46B 11/0013
			401/131
D615,261 S *	5/2010	Bunnag	D32/48
D664,319 S *	7/2012	Thompson	D32/46

D664,363 S *	7/2012	Rothman	D4/118
D690,116 S *	9/2013	Zemel	D4/118
D753,890 S *	4/2016	Zemel	D32/46
D758,684 S *	6/2016	Lawson	D32/48
D828,666 S *	9/2018	Borovicka	D32/40
D846,218 S *	4/2019	Thompson	D32/46
2004/0148727 A1 *	8/2004	Veltrop	A47L 13/022
			15/236.01
2018/0235402 A1 *	8/2018	Thompson	A47L 17/06

FOREIGN PATENT DOCUMENTS

WO WO D084137-003 * 8/2014

OTHER PUBLICATIONS

GLobal Solutions Grill Scraper. eTundra website 2019, www.etundra.com, site visited May 16, 2019.*

* cited by examiner

Primary Examiner — John Windmuller

Assistant Examiner — John R Yeh

(74) *Attorney, Agent, or Firm* — Frank Marino

(57) **CLAIM**

The ornamental design for a grill scraper, as shown and described.

DESCRIPTION

FIG. 1 is a perspective view of a grill scraper according to my new design;

FIG. 2 is a front view of the grill scraper of FIG. 1;

FIG. 3 is a right side elevation view of the grill scraper of FIG. 1, the left side elevation view being a mirror image thereof;

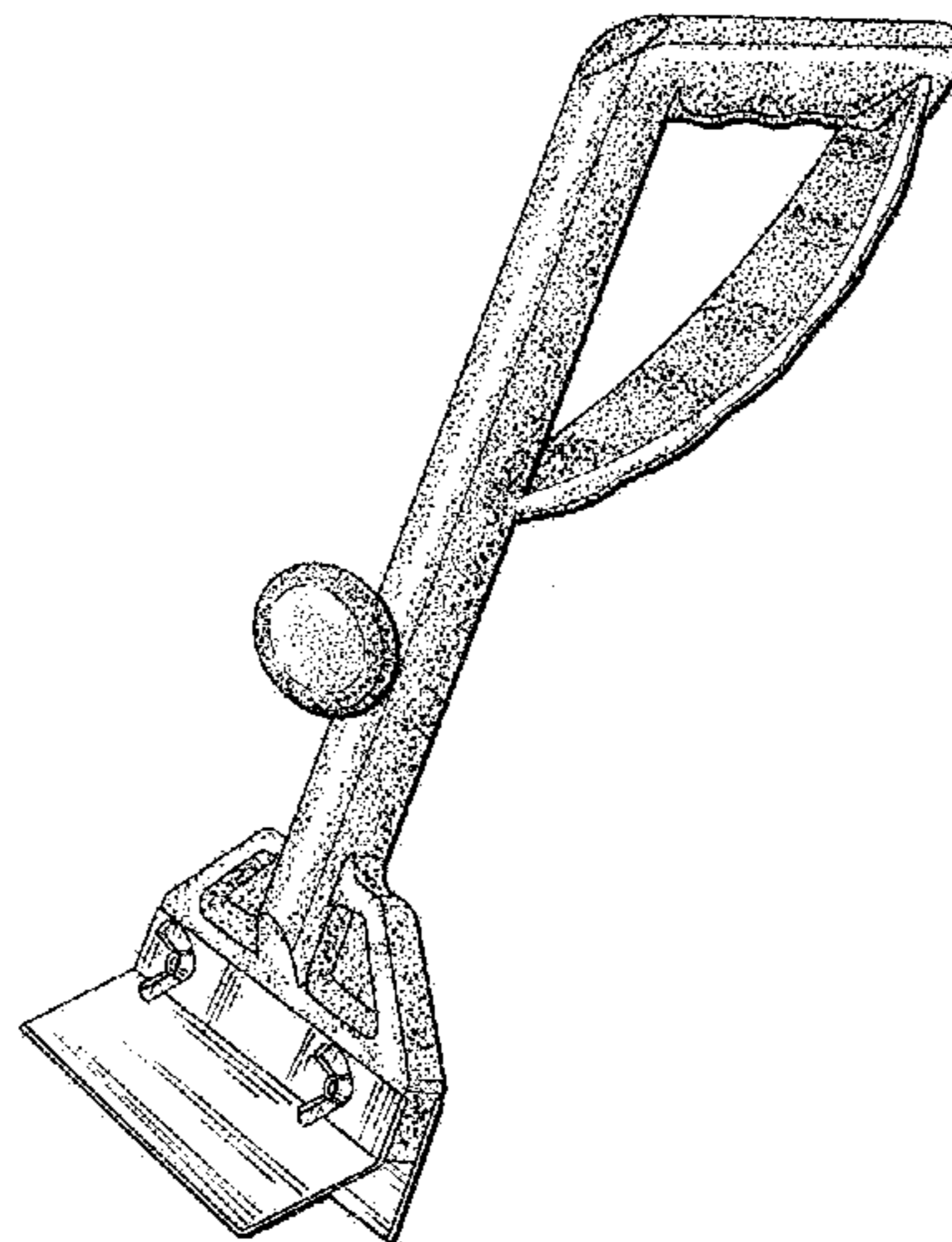
FIG. 4 is a rear view of the grill scraper of FIG. 1;

FIG. 5 is a cross-sectional view of the grill scraper of FIG. 1 taken at line 5-5 of FIG. 2;

FIG. 6 is a top view of the grill scraper of FIG. 1. and,

FIG. 7 is a bottom view of the grill scraper of FIG. 1.

1 Claim, 3 Drawing Sheets



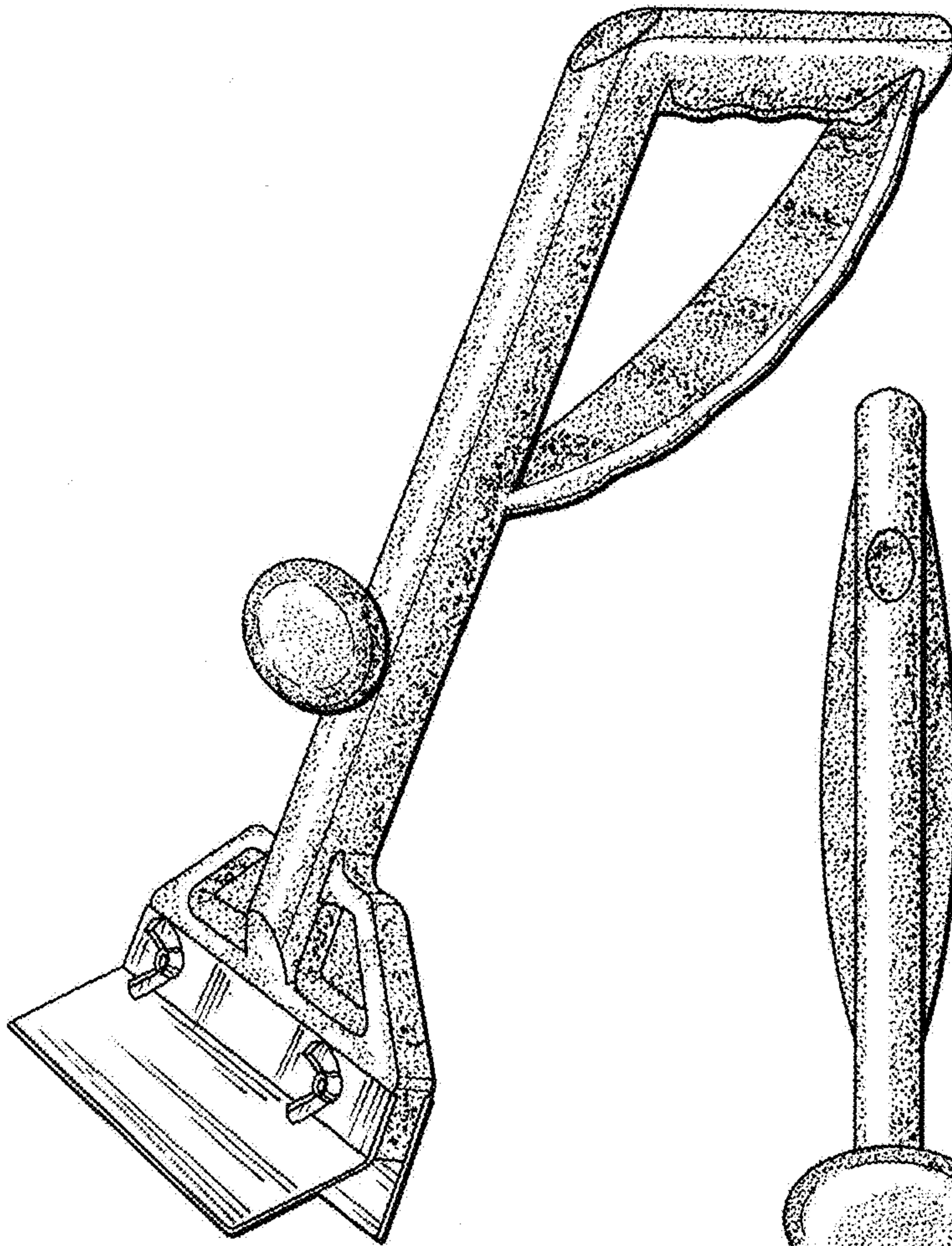


Fig. 1

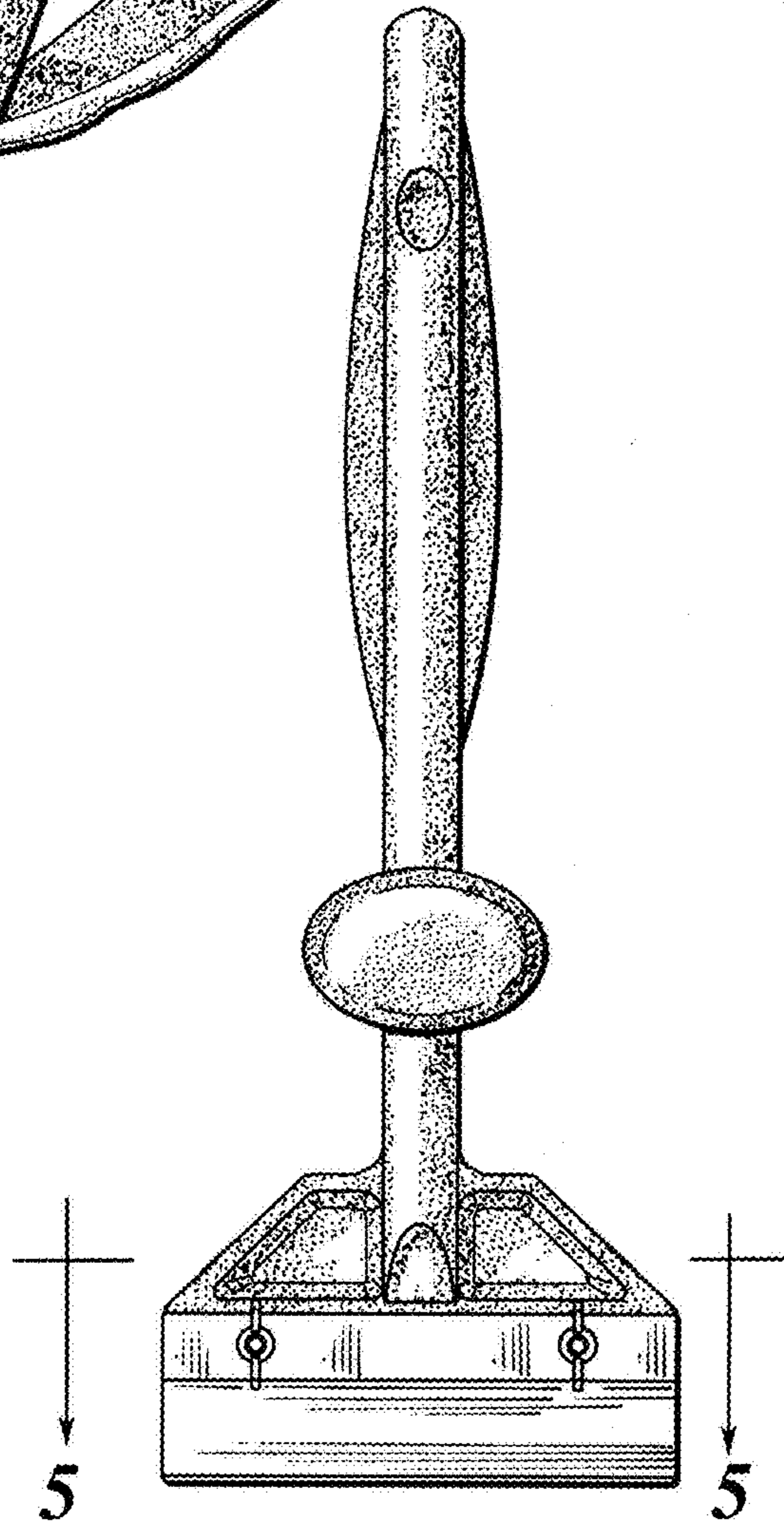


Fig. 2

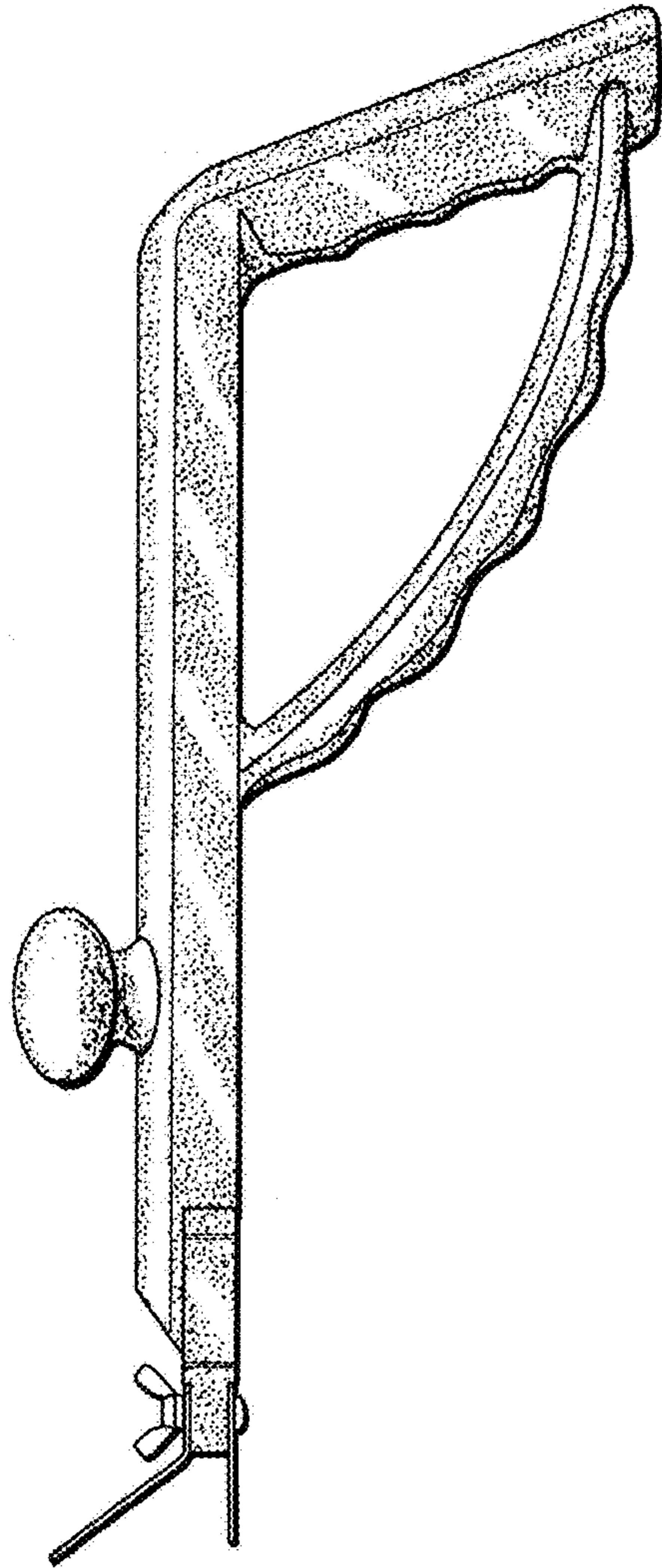


Fig. 3

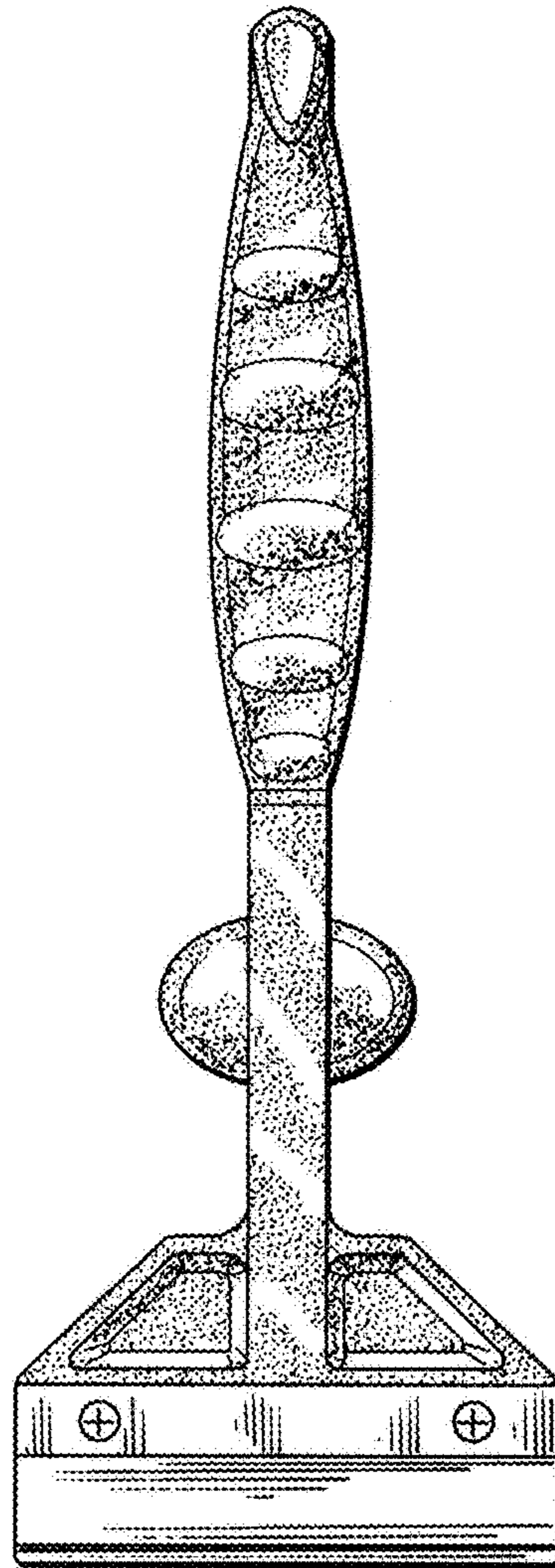


Fig. 4



Fig. 5

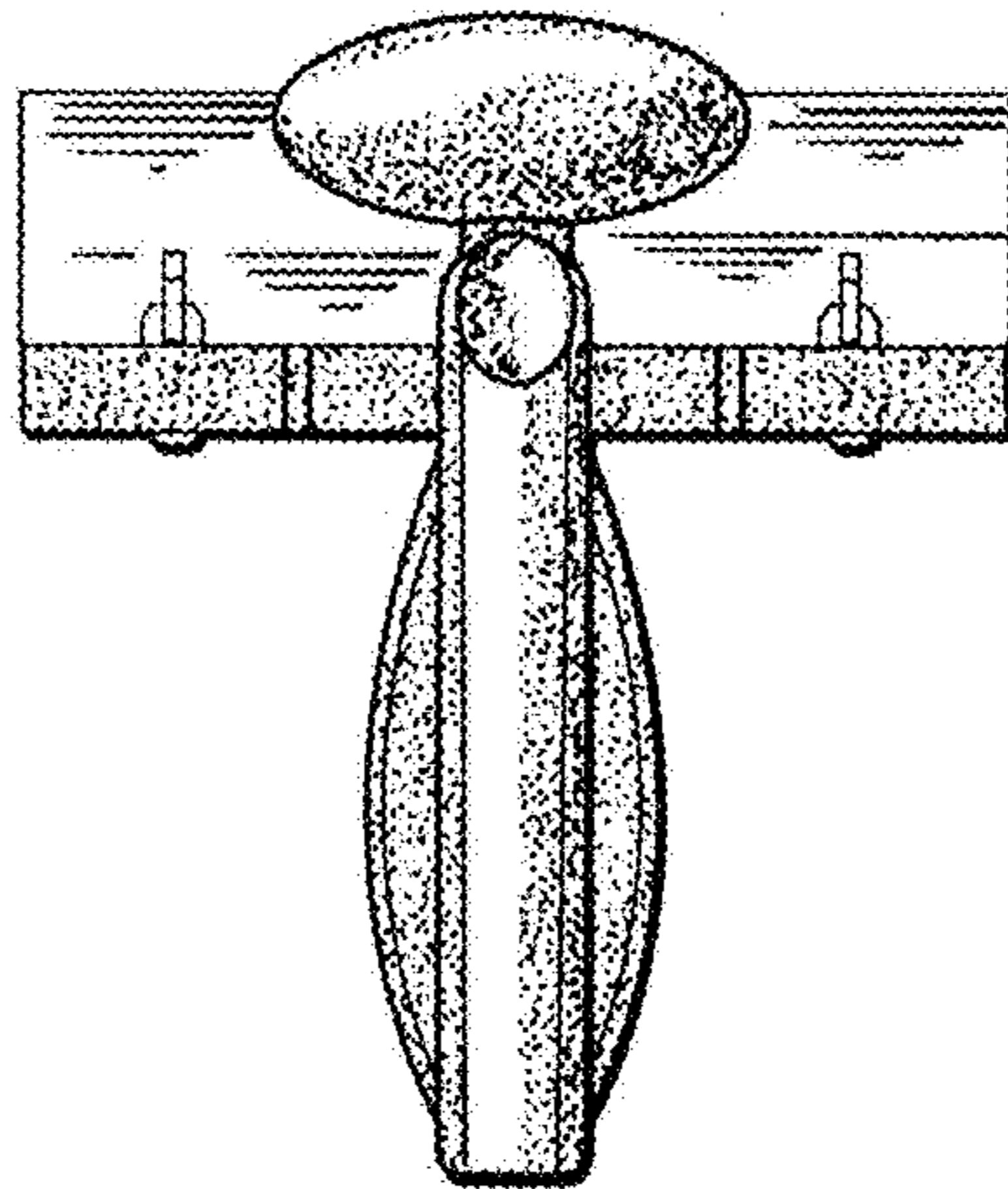


Fig. 6

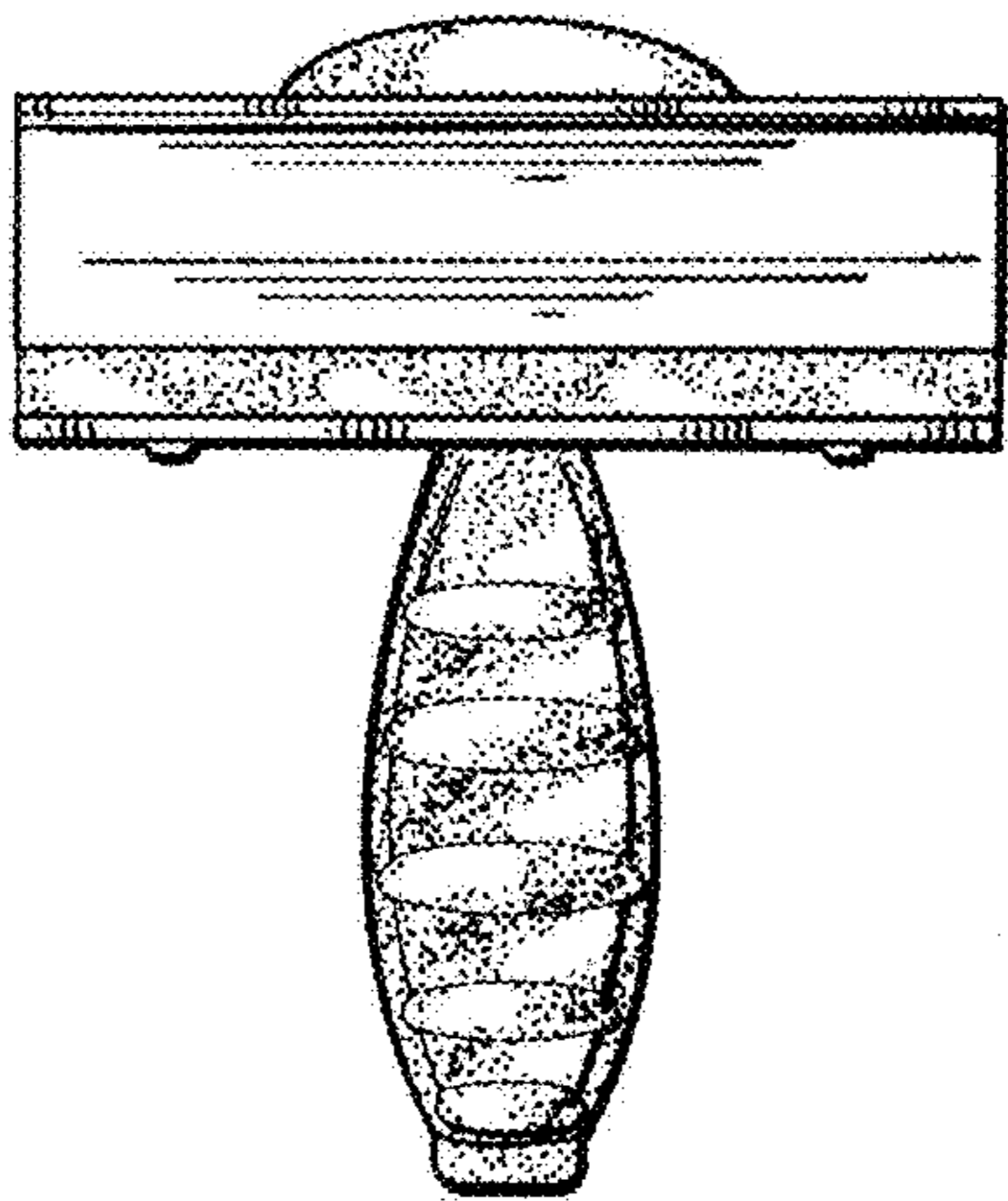


Fig. 7