

US00D861250S

(12) **United States Design Patent** (10) **Patent No.:** **US D861,250 S**
Barbaglia et al. (45) **Date of Patent:** **** Sep. 24, 2019**

(54) **DEPILATORY DEVICE**
(71) Applicant: **Reckitt Benckiser (Brands) Limited**,
Slough (GB)
(72) Inventors: **Laura Barbaglia**, Parsippany, NJ (US);
Samuel James Roper, Hull (GB); **Xian**
Zhi Zhou, Dongguan (CN)

D803,481 S * 11/2017 Reiner D28/79
D817,588 S * 5/2018 Fraser D99/5
2005/0000536 A1* 1/2005 Notorio A45D 24/36
132/213
2009/0205671 A1* 8/2009 Saito A45D 24/36
132/213
2009/0266377 A1* 10/2009 Matsumoto A45D 19/00
132/202

(73) Assignee: **RECKITT BENCKISER HEALTH LIMITED**, Slough (GB)

(**) Term: **15 Years**

(21) Appl. No.: **29/611,920**

(22) Filed: **Jul. 26, 2017**

(30) **Foreign Application Priority Data**

Feb. 21, 2017 (EM) 003760917-0001

(51) **LOC (12) Cl.** **28-03**

(52) **U.S. Cl.**
USPC **D28/44.2**

(58) **Field of Classification Search**
USPC D28/79, 7, 44.2; D9/629
CPC ... B26B 21/4043; B26B 19/382; A45D 24/36;
A45D 2019/0075; A45D 2019/0008
See application file for complete search history.

(56) **References Cited**

U.S. PATENT DOCUMENTS

D204,438 S * 4/1966 Rogers 132/293
4,977,672 A * 12/1990 Hamilton A45D 24/36
132/214
D496,454 S * 9/2004 Beck D24/102
D508,166 S * 8/2005 Liu D3/271.1
7,246,447 B2 * 7/2007 Demko A45D 19/0008
132/214
D622,024 S * 8/2010 School D99/5

OTHER PUBLICATIONS

www.amazon.com, bikini hair stencil search, reviewed as early as 2018, downloaded Jan. 11, 2019, 1 page.*
Google image search for “usuno stencil before Feb. 20, 2016 with image from wantitall.co.za Newjinda Onilne Store South Africa,” downloaded Jan. 11, 2019, 1 page.*

* cited by examiner

Primary Examiner — Jennifer Rivard
(74) *Attorney, Agent, or Firm* — Troutman Sanders LLP;
Ryan Schneider; Chris Davis

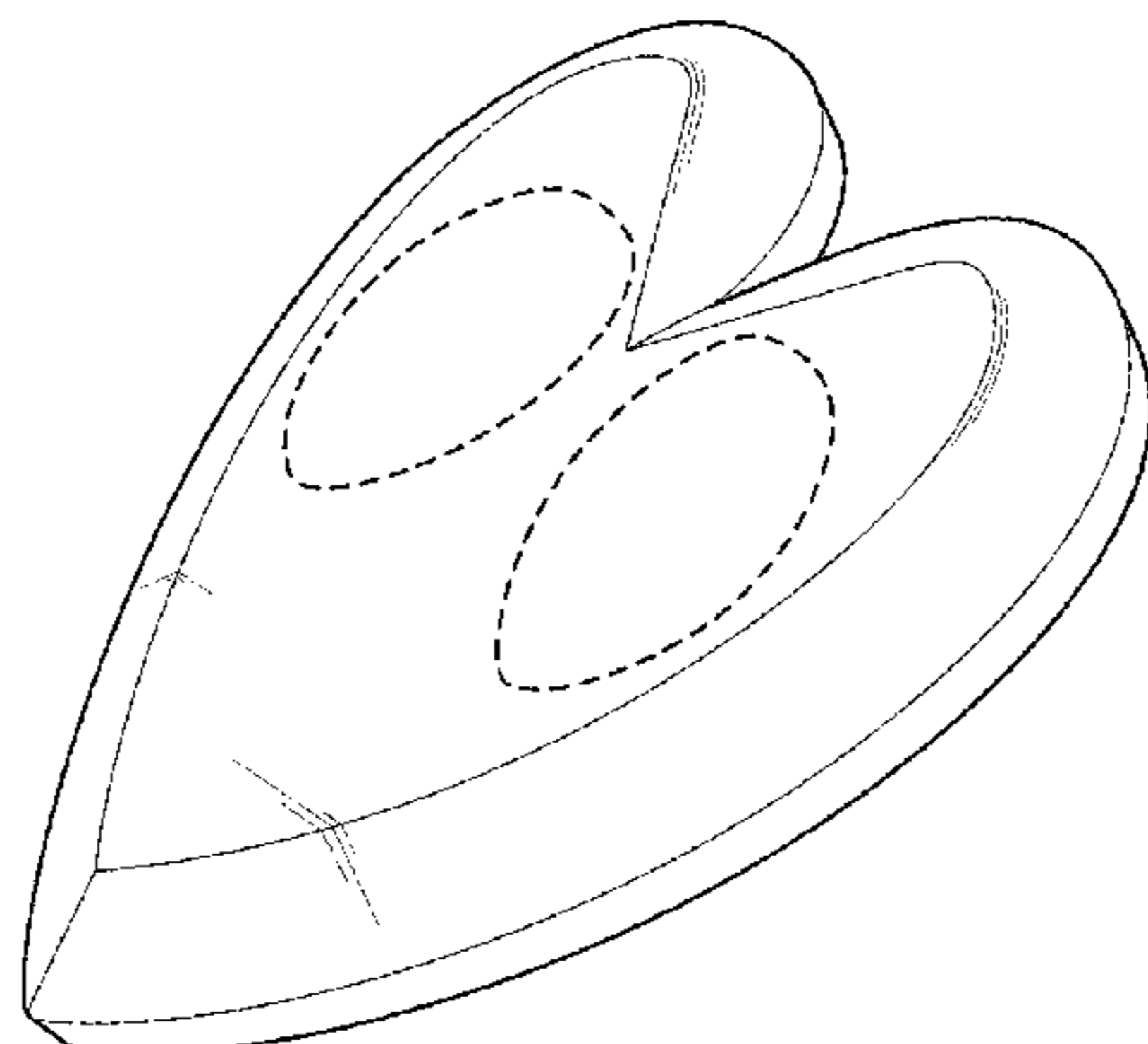
(57) **CLAIM**

The ornamental design for a depilatory device, as shown and described.

DESCRIPTION

FIG. 1 is a front, right perspective view of our new design for a depilatory device;
FIG. 2 is a front elevation view thereof;
FIG. 3 is a left side perspective elevation view thereof;
FIG. 4 is a back elevation view thereof;
FIG. 5 is a right side perspective elevation view thereof;
FIG. 6 is a top perspective plan view thereof; and,
FIG. 7 is a bottom perspective plan view thereof.
The broken lines are included for the purpose of illustrating portions of the depilatory device which form no part of the claimed design.

1 Claim, 7 Drawing Sheets



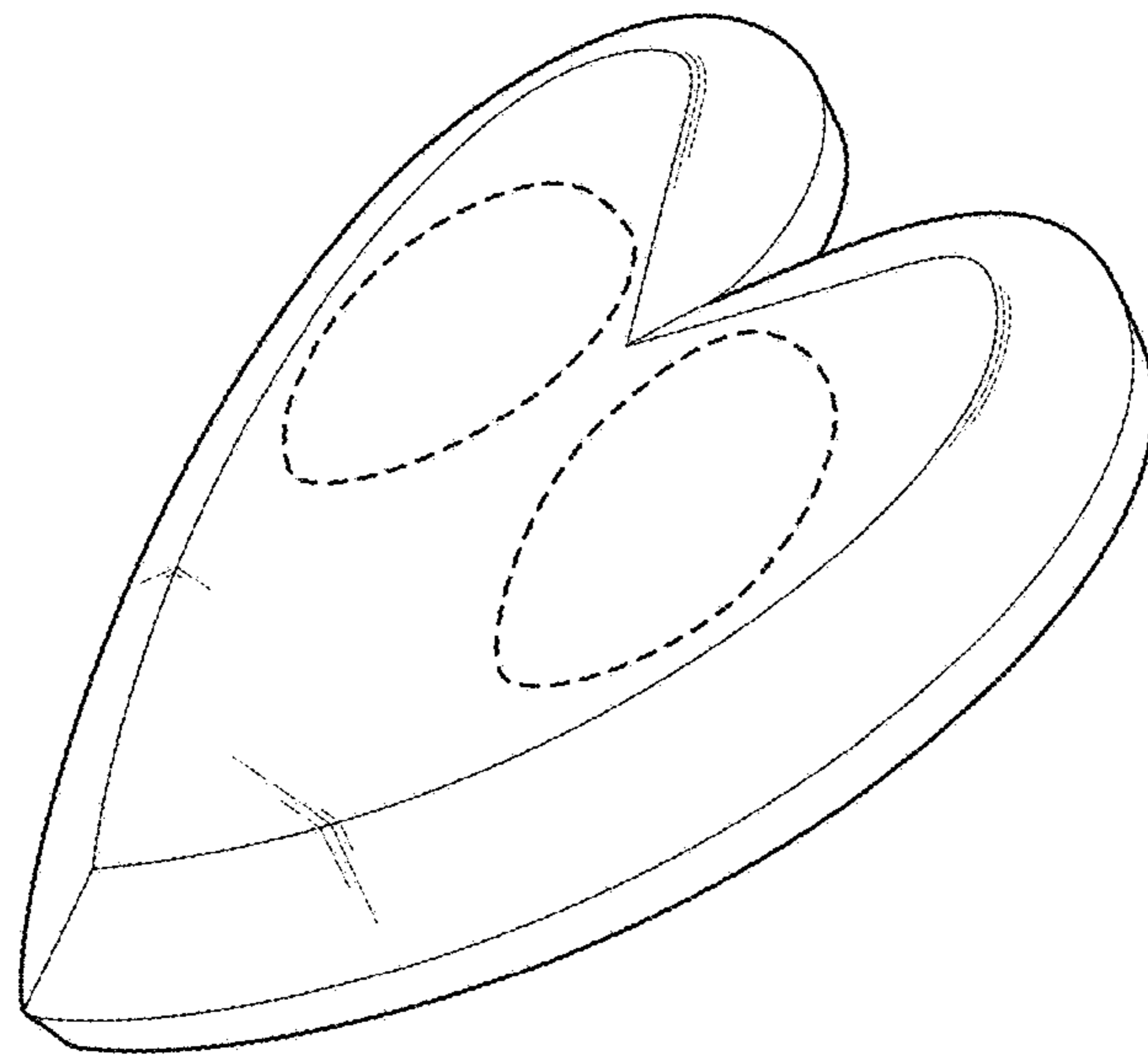


Fig. 1

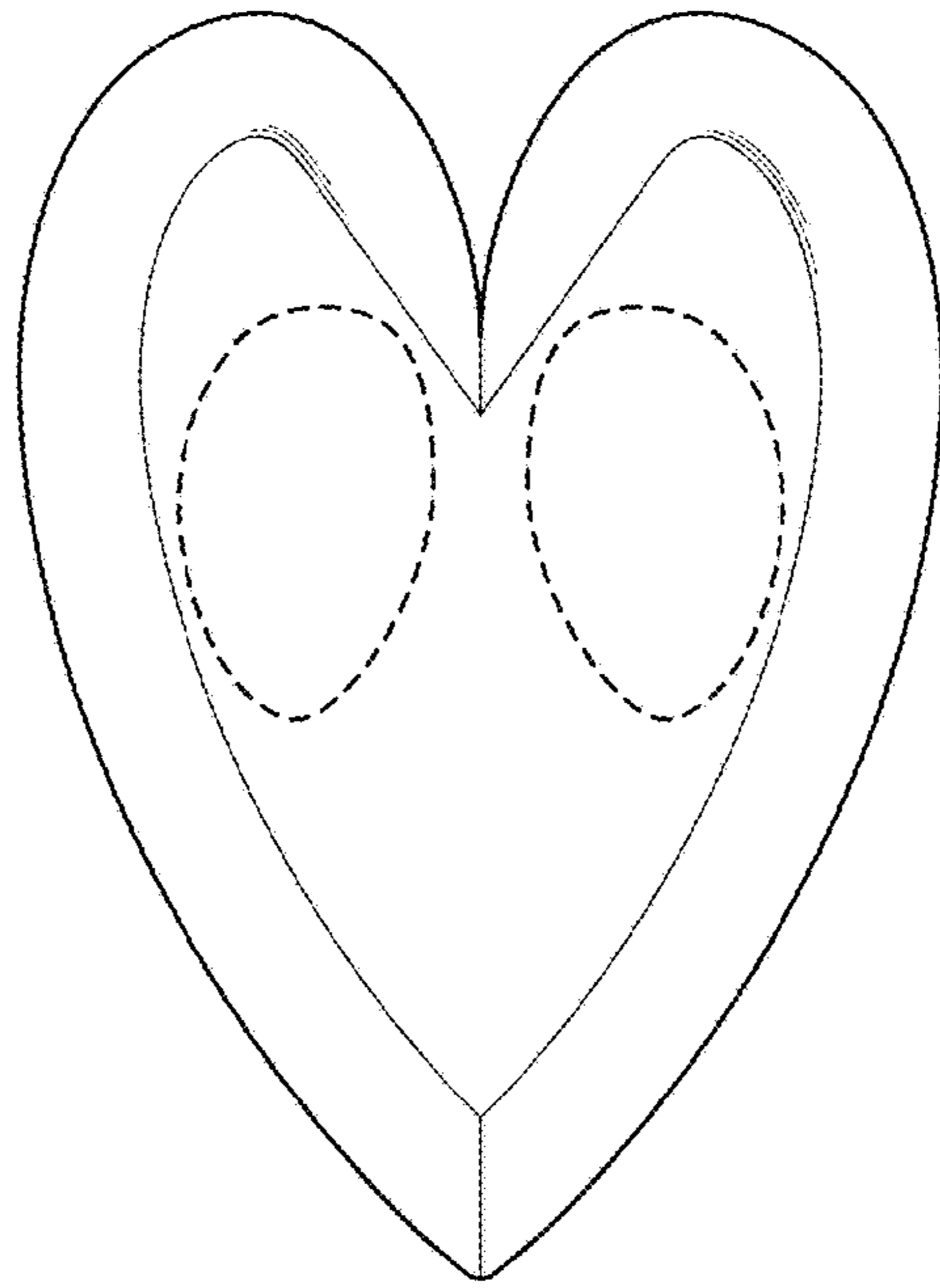


Fig. 2




Fig. 3




Fig. 4



Fig. 5

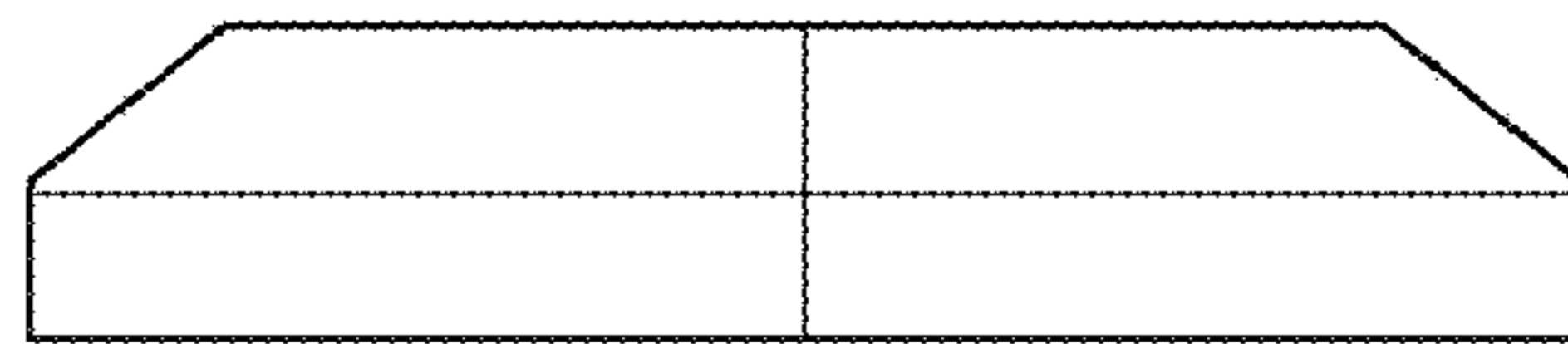


Fig. 6

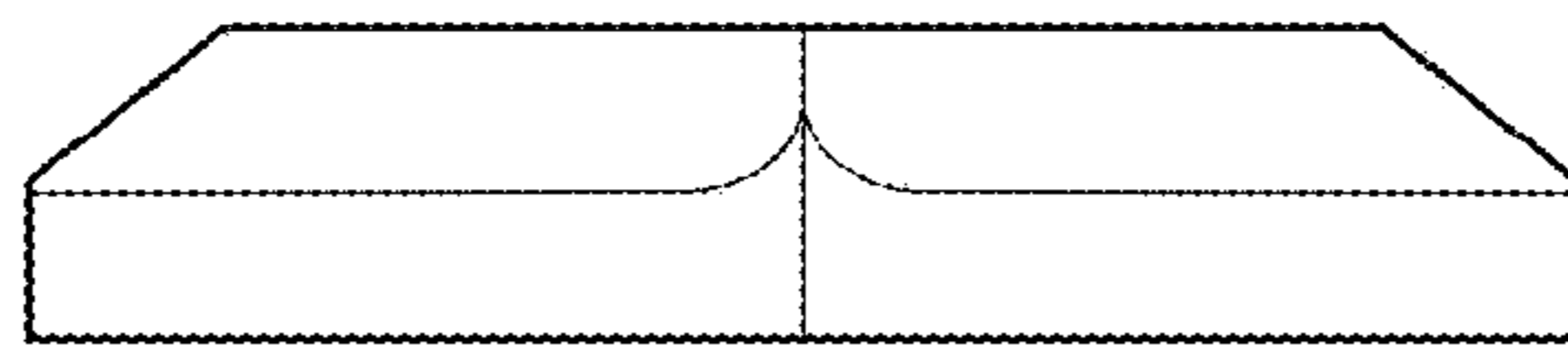


Fig. 7