



US00D861244S

(12) **United States Design Patent** (10) **Patent No.:** **US D861,244 S**
Chang (45) **Date of Patent:** **** Sep. 24, 2019**

(54) **FACE MASK**

(71) Applicant: **GWO CHYANG BIOTECH CO., LTD.**, Tainan (TW)

(72) Inventor: **Chia-Fu Chang**, Tainan (TW)

(73) Assignee: **GWO Chyang Biotech Co., Ltd.**, Tainan (TW)

(**) Term: **15 Years**

(21) Appl. No.: **29/655,025**

(22) Filed: **Jun. 29, 2018**

(30) **Foreign Application Priority Data**

Jan. 8, 2018 (TW) 107300086

(51) **LOC (12) Cl.** **28-02**

(52) **U.S. Cl.**
USPC **D28/7**

(58) **Field of Classification Search**
USPC D28/4, 7, 9, 10, 11, 13, 44.2; D3/247;
D29/108-111; D2/741, 865; D21/659,
D21/660, 683

CPC .. B65H 51/22; D03J 33/00; A61F 5/08; A61F
9/06; A61F 9/04; A61F 9/045; A61F
9/26; A45D 44/002

See application file for complete search history.

(56) **References Cited**

U.S. PATENT DOCUMENTS

4,585,797 A * 4/1986 Cioca A61K 8/0212
424/401
D332,310 S * 1/1993 Ahlen D24/208
5,706,828 A * 1/1998 Shiota A61F 13/122
128/857
D426,019 S * 5/2000 Aoki D28/4

D499,509 S * 12/2004 Hiroi D28/4
D564,705 S * 3/2008 Ohnishi D28/9
D570,541 S * 6/2008 Ohnishi D28/9
D608,500 S * 1/2010 Lu D28/9
D631,603 S * 1/2011 Tajima D28/4
D634,473 S * 3/2011 Koike D28/4
D638,164 S * 5/2011 Tajima D28/4
D734,896 S * 7/2015 Mam D29/108
D763,515 S * 8/2016 Chang D29/108
D768,927 S * 10/2016 Eisenberg D28/9

OTHER PUBLICATIONS

Unitouch Fairy Tail Mask, Unitouch, article published Jul. 11, 2018 on unitouchtw.com, retrieved on Apr. 22, 2019, retrieved from the Internet URL: http://www.unitouchtw.com/news_info/en_US/48.*

* cited by examiner

Primary Examiner — Jennifer Rivard

Assistant Examiner — Alison M Ofstun

(74) *Attorney, Agent, or Firm* — Rosenberg, Klein & Lee

(57) **CLAIM**

The ornamental design for a face mask, as shown and described.

DESCRIPTION

FIG. 1 is a perspective view of a face mask showing my new design;

FIG. 2 is a front elevational view thereof;

FIG. 3 is a rear elevational view thereof;

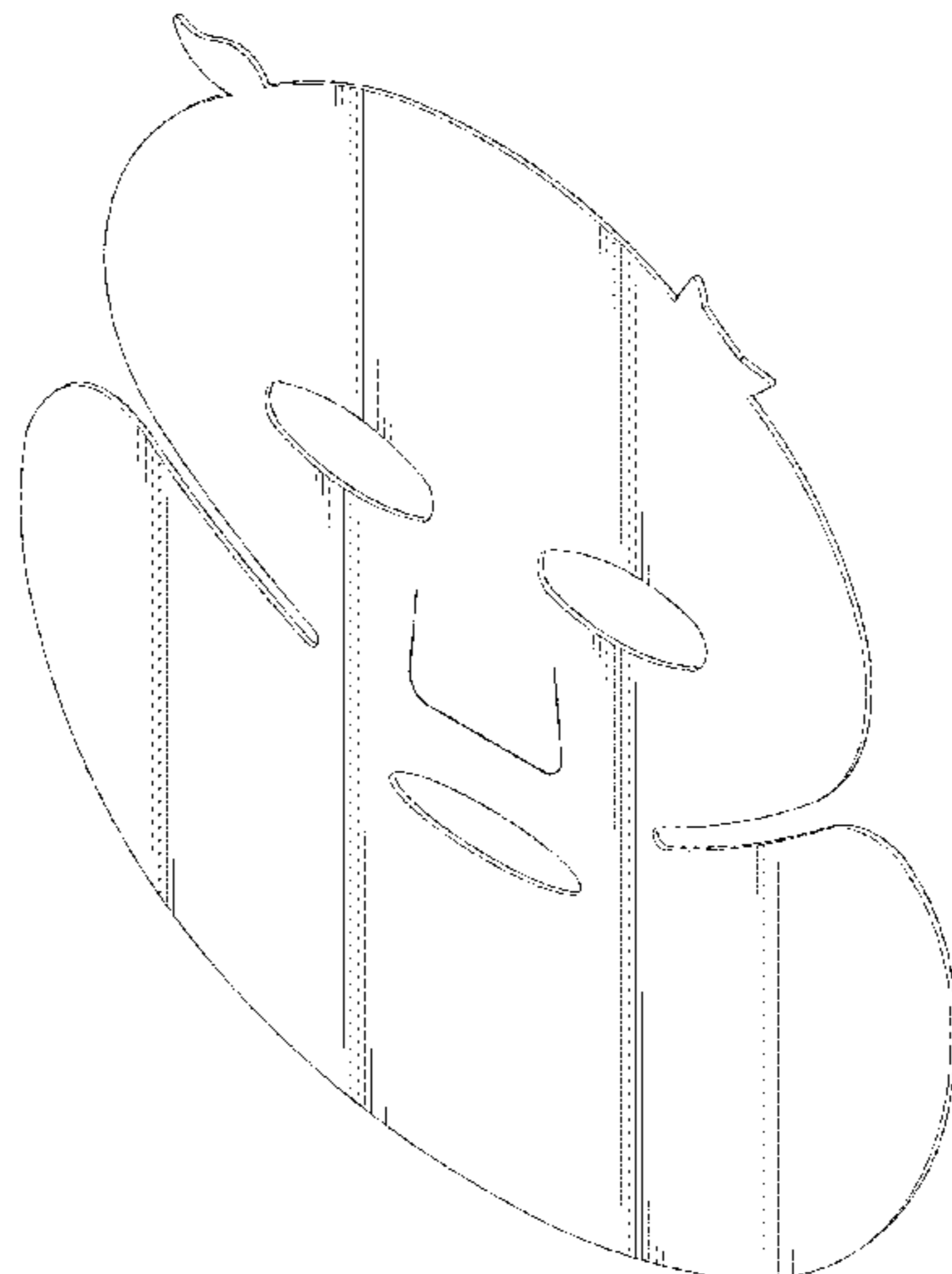
FIG. 4 is a left side elevational view thereof;

FIG. 5 is a right side elevational view thereof;

FIG. 6 is a top plan view thereof; and,

FIG. 7 is a bottom plan view thereof.

1 Claim, 7 Drawing Sheets






FIG. 1

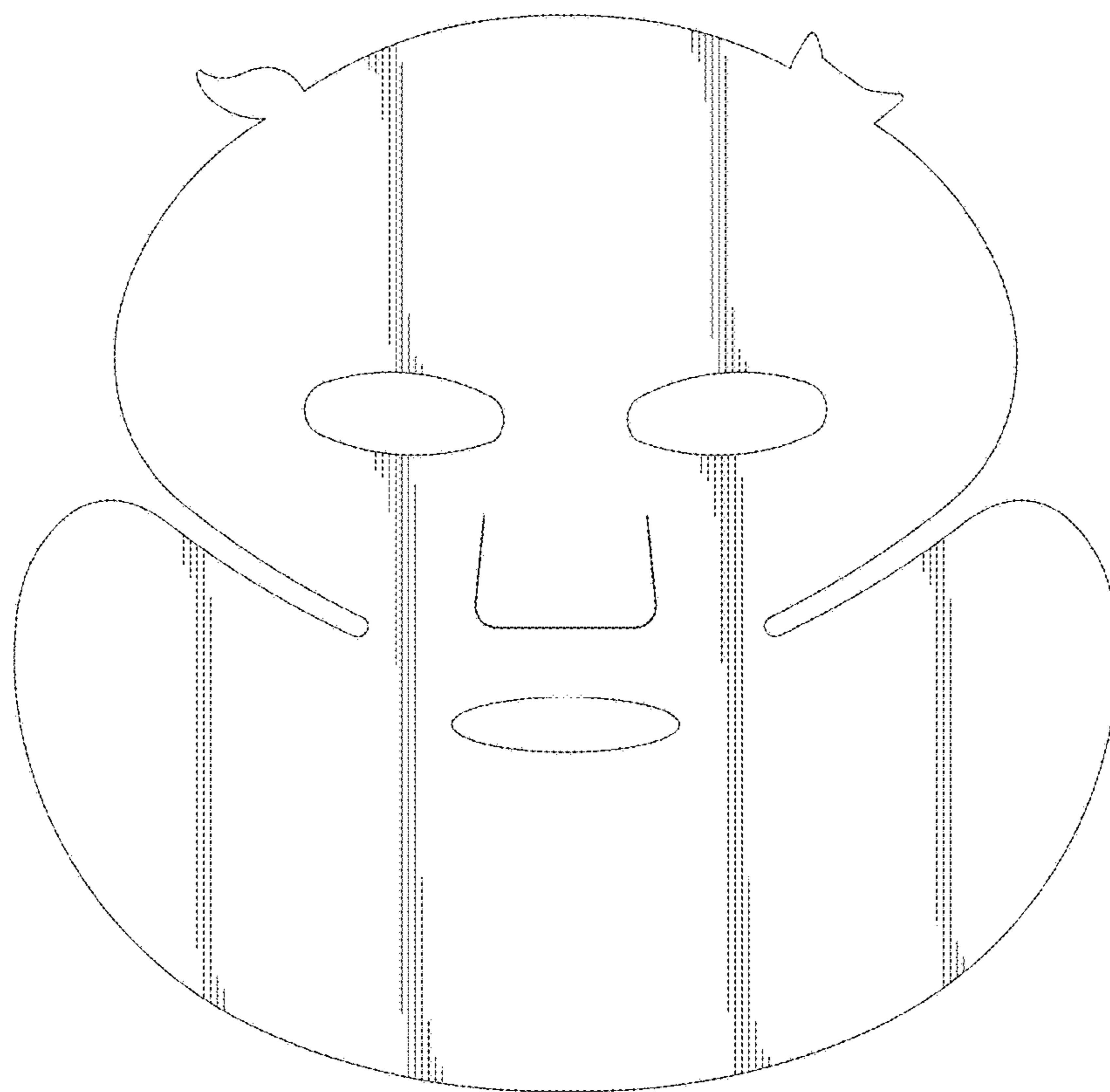


FIG. 2

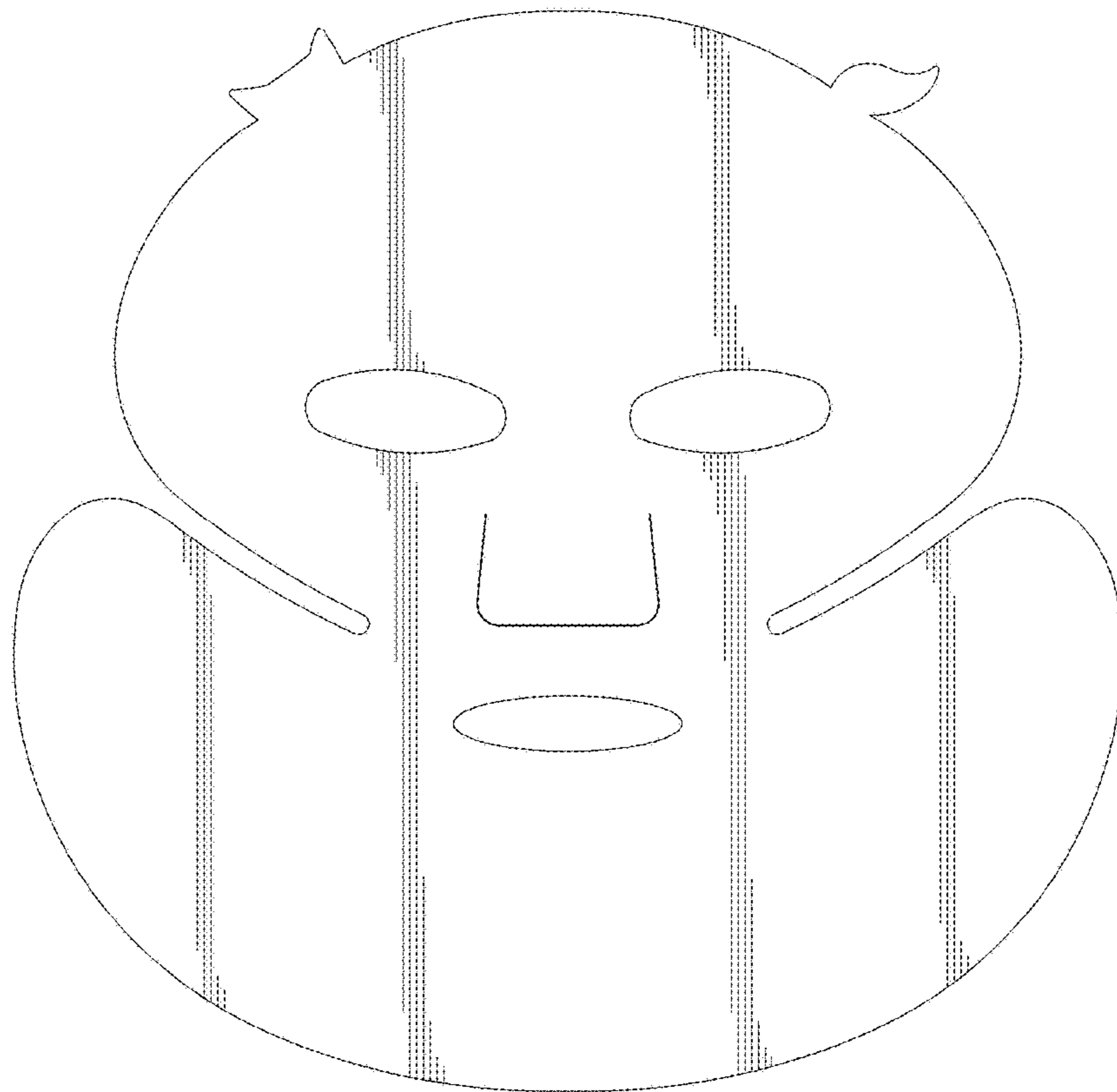


FIG. 3

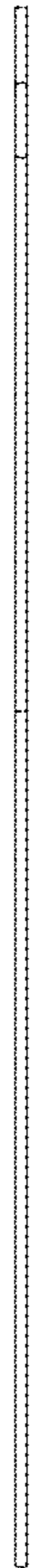


FIG. 4

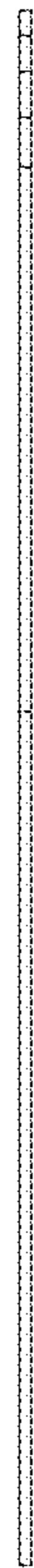


FIG. 5

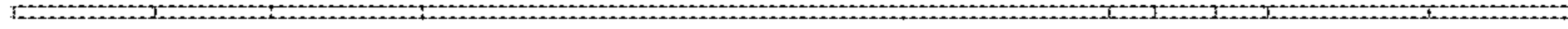


FIG. 6




FIG. 7