



US00D861212S

(12) **United States Design Patent** (10) **Patent No.:** **US D861,212 S**
Windom et al. (45) **Date of Patent:** **** *Sep. 24, 2019**

(54) **HEADLAMP**
(71) Applicant: **Coast Cutlery Co.,** Portland, OR (US)
(72) Inventors: **Gregory David Windom,** Portland, OR (US); **David Lewin,** Portland, OR (US)
(73) Assignee: **Coast Cutlery Co.,** Portland, OR (US)
(*) Notice: This patent is subject to a terminal disclaimer.
(**) Term: **15 Years**
(21) Appl. No.: **29/551,490**
(22) Filed: **Jan. 13, 2016**
(51) **LOC (12) Cl.** **26-02**
(52) **U.S. Cl.**
USPC **D26/39**
(58) **Field of Classification Search**
USPC D26/39, 37, 38, 46, 51
CPC F21L 2003/00; F21L 4/00; F21L 4/005;
F21L 4/02; F21L 4/025; F21L 4/027;
F21L 4/04; F21L 4/08; F21L 2005/00;
F21L 7/00; F21L 11/00; F21L 13/00;
F21L 13/04; F21L 13/08; F21L 14/02;
F21L 17/00; F21L 19/00
See application file for complete search history.

(56) **References Cited**
U.S. PATENT DOCUMENTS
D533,954 S * 12/2006 Opolka D26/39
D552,278 S * 10/2007 Spartano D26/39
D560,008 S * 1/2008 Poon D26/39
D560,009 S * 1/2008 Spartano D26/39
D560,836 S * 1/2008 Garrity D26/39
D577,842 S * 9/2008 Kumthampinij D26/39
D578,691 S * 10/2008 Lau D26/39
D600,379 S * 9/2009 Petzl D26/39

D620,160 S * 7/2010 Kang D26/39
D625,863 S * 10/2010 Kingston D26/39
D651,732 S * 1/2012 Hopkins D26/39
D658,323 S * 4/2012 Freschl D26/39
D693,040 S * 11/2013 Svensson D26/39
D699,875 S * 2/2014 Christianson D26/39
D707,867 S * 6/2014 Kotsis D26/39
D708,793 S * 7/2014 Silverlieb D26/38
D723,201 S * 2/2015 Windom D26/39
D736,977 S * 8/2015 Petzl D26/39
D736,980 S * 8/2015 Petzl D26/39
D742,050 S * 10/2015 Inskeep D26/39
D742,051 S * 10/2015 Abernethy D26/39
D743,597 S * 11/2015 Abernethy D26/39
D752,262 S * 3/2016 Jones D26/39
D758,630 S * 6/2016 Li D26/39
D762,317 S * 7/2016 Ormsbee D26/39

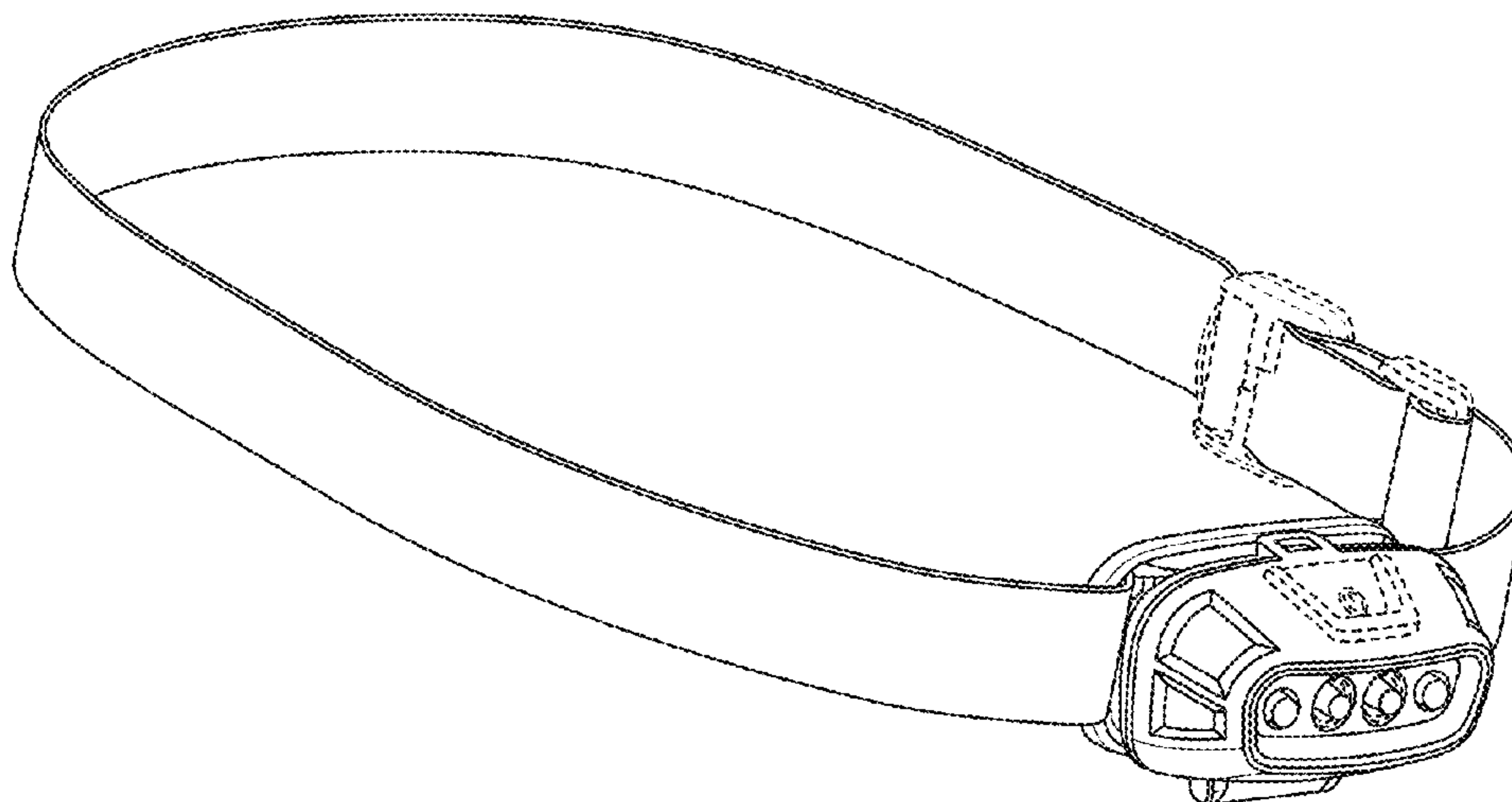
* cited by examiner

Primary Examiner — Lakiya G Rogers
Assistant Examiner — Carissa C Fitts
(74) *Attorney, Agent, or Firm* — Schwabe Williamson & Wyatt, P.C.

(57) **CLAIM**
We claim the ornamental design for a headlamp, as shown and described.

DESCRIPTION
FIG. 1 is a perspective view of a headlamp, showing our new design;
FIG. 2 is a front view thereof;
FIG. 3 is a back view thereof;
FIG. 4 is a right view thereof;
FIG. 5 is a left view thereof;
FIG. 6 is a top view thereof; and,
FIG. 7 is a bottom view thereof.
The broken lines show unclaimed portions of the article and form no part of the claimed design.

1 Claim, 5 Drawing Sheets



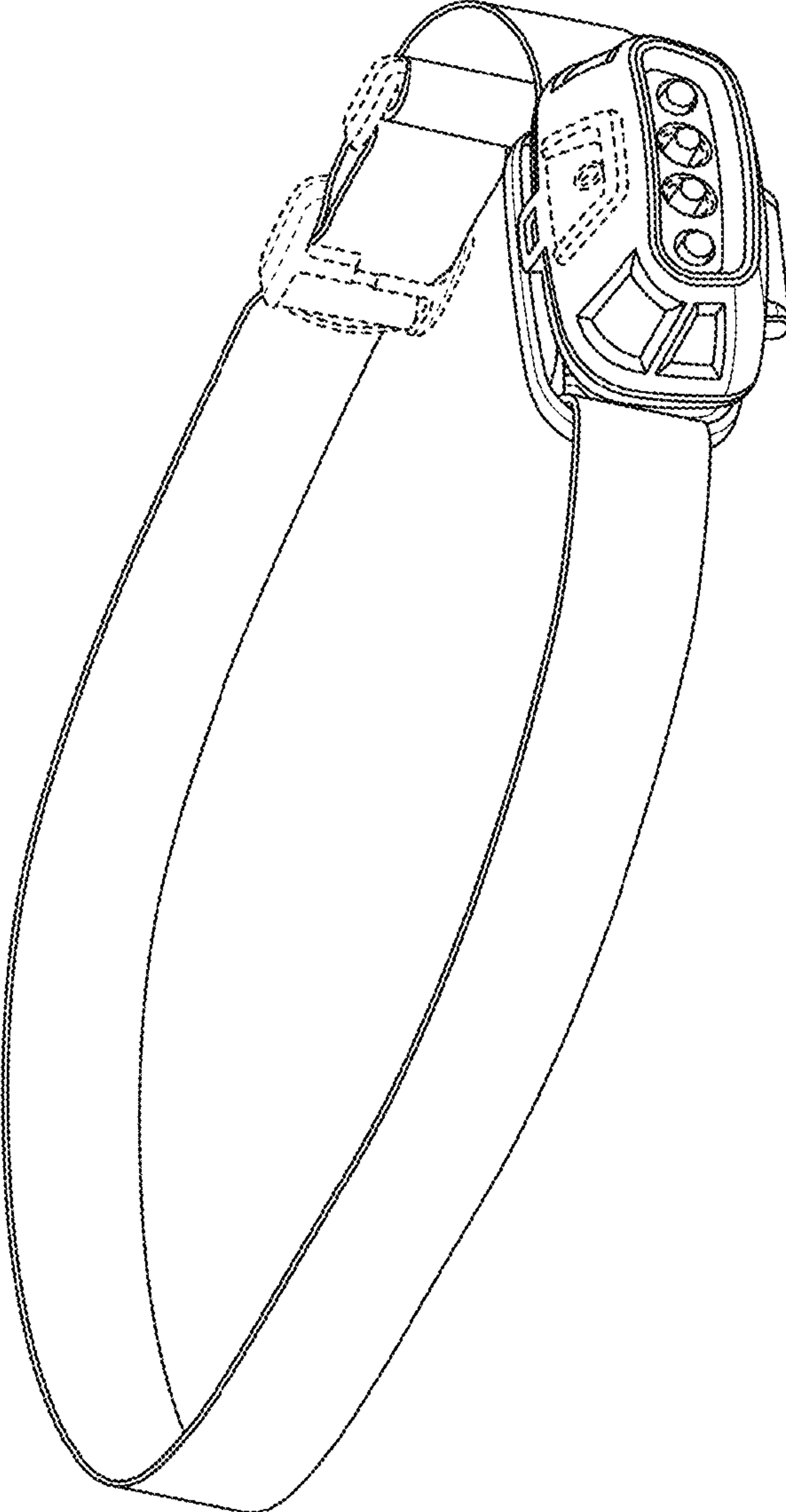


FIG. 1

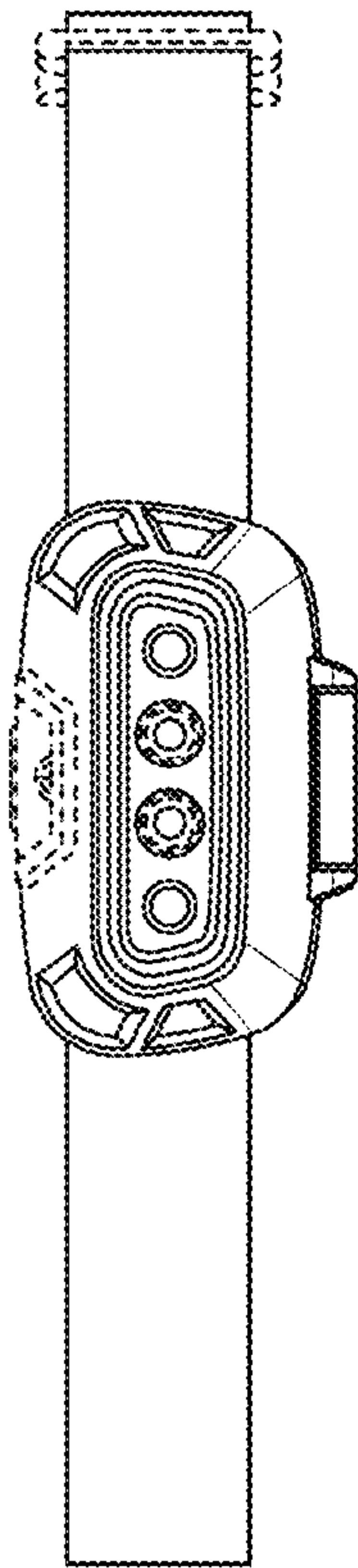


FIG. 2

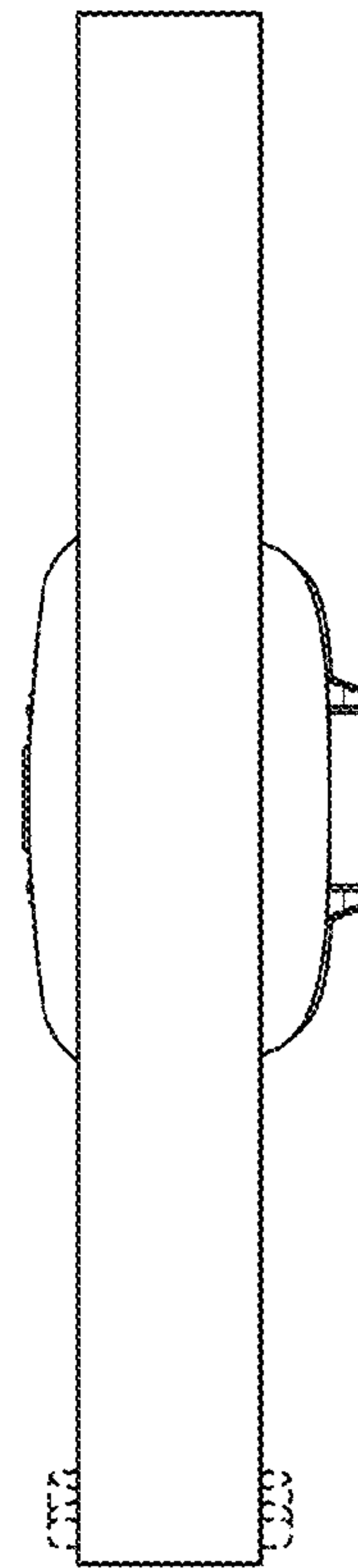


FIG. 3

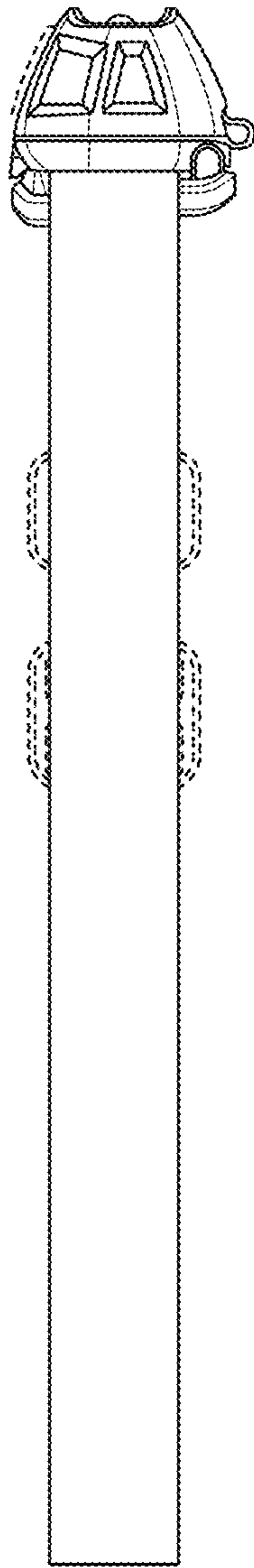


FIG. 4

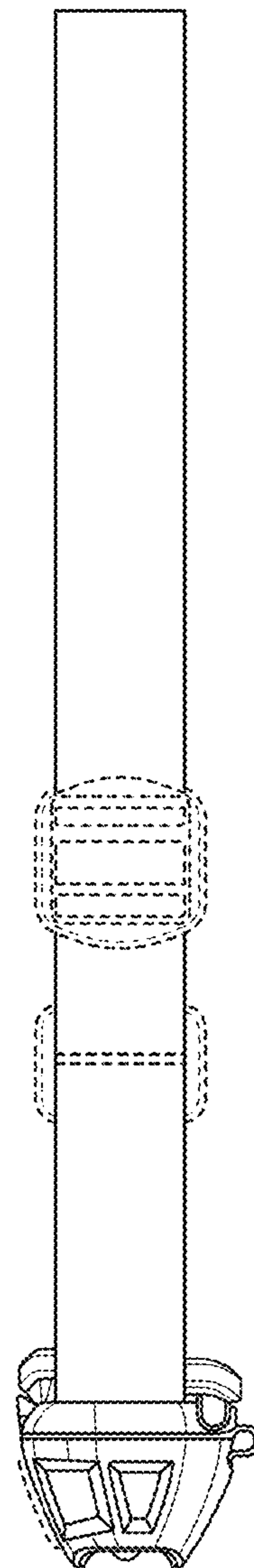


FIG. 5

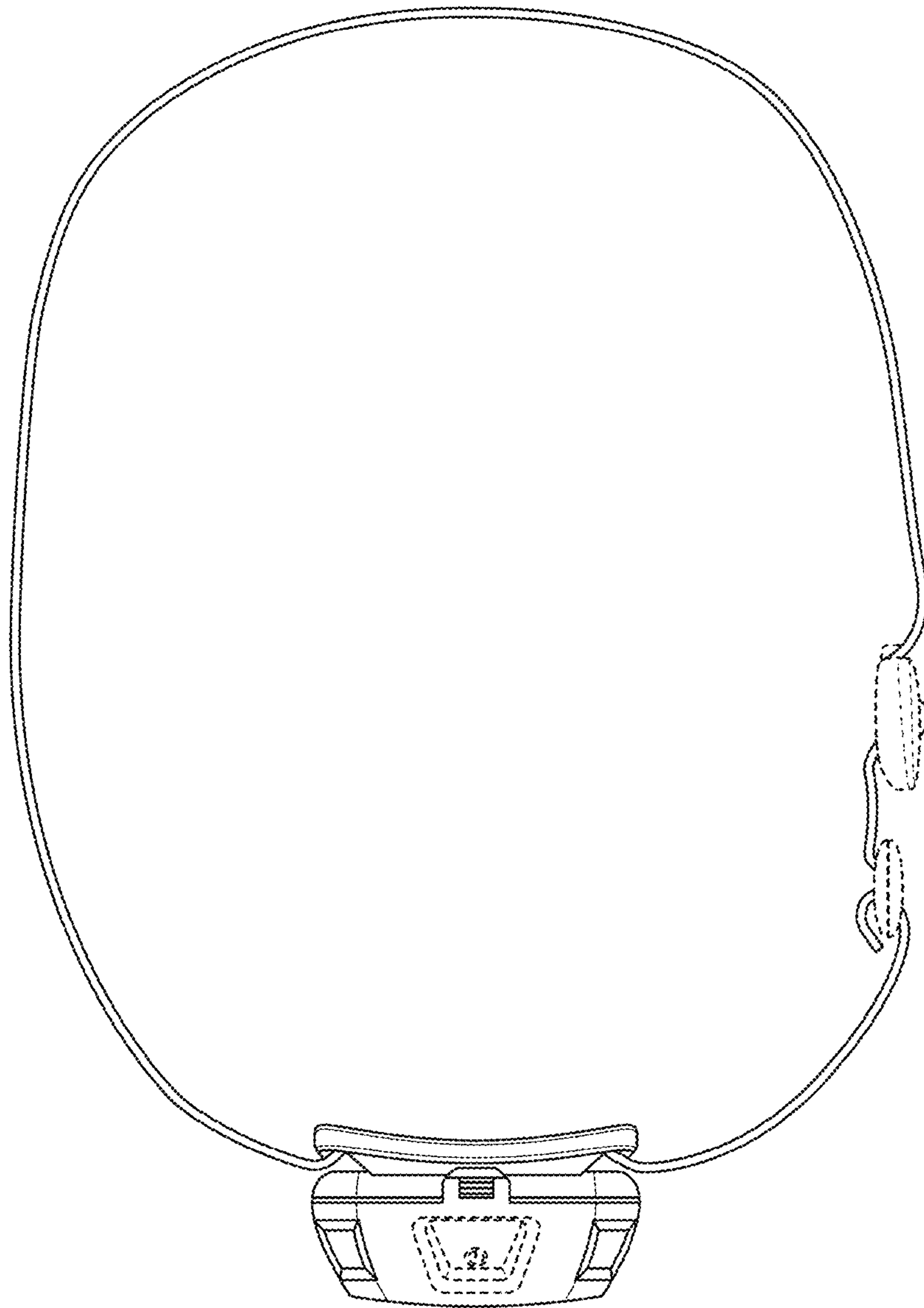


FIG. 6

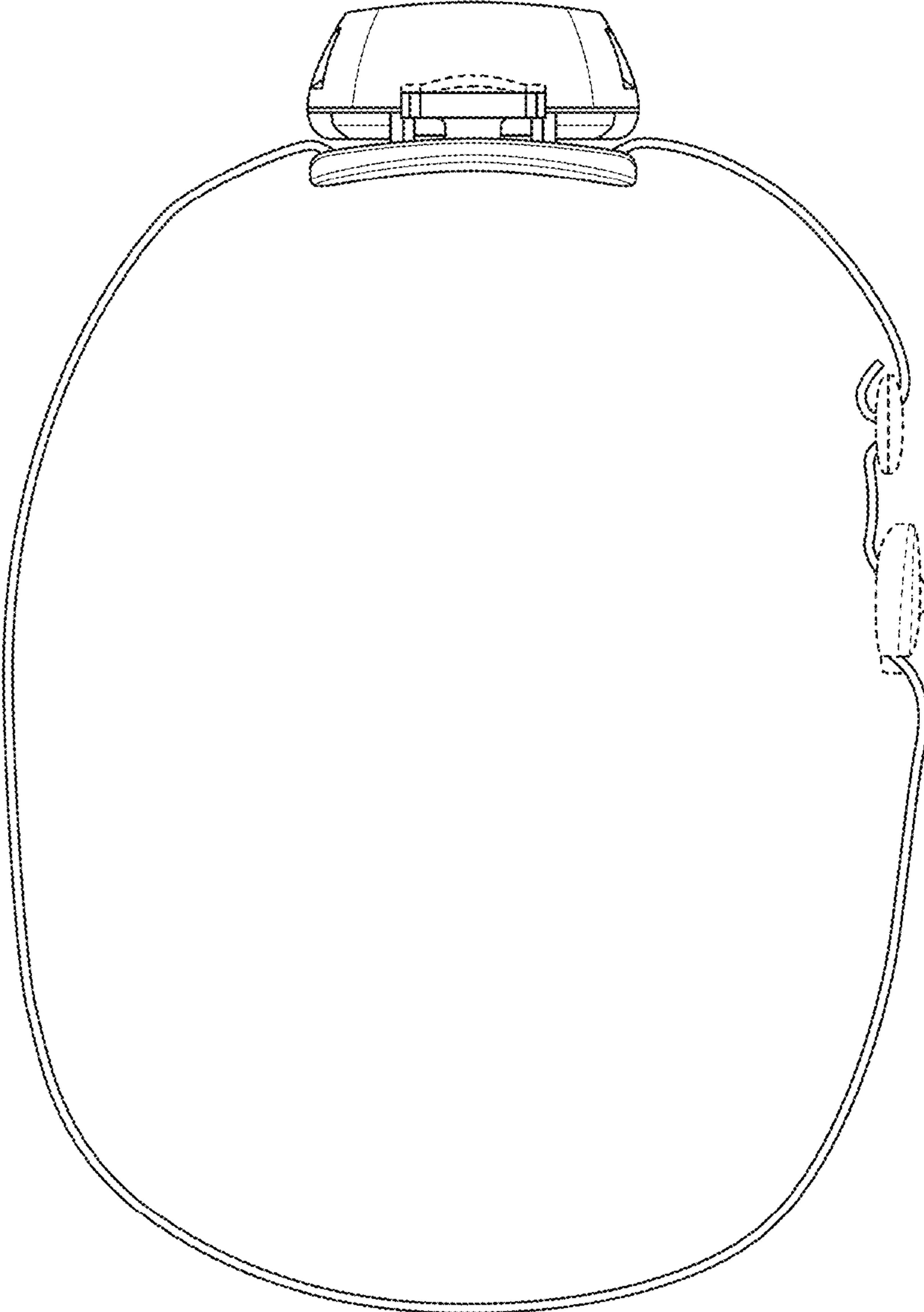


FIG. 7