



US00D861201S

(12) **United States Design Patent** (10) **Patent No.:** **US D861,201 S**
Fisker (45) **Date of Patent:** **** Sep. 24, 2019**

(54) **EXTERIOR LIGHTING**
(71) Applicant: **Henrik Fisker**, West Hollywood, CA (US)
(72) Inventor: **Henrik Fisker**, West Hollywood, CA (US)
(73) Assignee: **Fisker Inc.**, Los Angeles, CA (US)
(**) Term: **15 Years**
(21) Appl. No.: **29/619,730**
(22) Filed: **Oct. 1, 2017**
(51) **LOC (12) Cl.** **26-07**
(52) **U.S. Cl.**
USPC **D26/28**
(58) **Field of Classification Search**
USPC D7/340, 402, 405, 406, 511; D8/316, D8/317, 319; D12/86, 90-92, 114, 163, D12/169, 171-173, 181, 190, 196, 197, D12/199, 400; D15/79-91; D17/1, 222; D26/28-36; D32/3
CPC .. B62J 6/02; B62J 6/00; B60Q 3/0279; B60Q 3/104; B60Q 3/10408; B60Q 3/10466; B60Q 3/12653; B60Q 3/128; F21S 48/00; F21S 48/10; F21S 48/115; F21S 48/225; F21S 48/1233; F21S 48/1266; F21S 48/1388; F21S 48/2268; F21V 21/04
See application file for complete search history.

(56) **References Cited**
U.S. PATENT DOCUMENTS
D229,291 S * 11/1973 Frawley D8/316
D379,734 S * 6/1997 Baldwin D7/405

D424,873 S * 5/2000 Holbrook D7/402
D593,799 S * 6/2009 Gruver, IV D7/402
D637,746 S * 5/2011 Kong D26/28
D684,711 S * 6/2013 Chen D26/28
D711,025 S * 8/2014 Gueler D26/28
D743,588 S * 11/2015 Wolff D26/28
D747,016 S * 1/2016 George D26/28
D748,166 S * 1/2016 Jeon D15/89
D749,901 S * 2/2016 Shin D7/402
D757,129 S * 5/2016 Ogg D15/89
D780,961 S * 3/2017 Curic D26/28
D791,375 S * 7/2017 Lichte D26/28
D802,183 S * 11/2017 Leutiger D26/28
D805,832 S * 12/2017 Kim D7/340
D815,765 S * 4/2018 Jacobsthal D26/28
D822,243 S * 7/2018 Lee D26/28

* cited by examiner

Primary Examiner — Philip S Hyder
Assistant Examiner — Cary M Robinson
(74) *Attorney, Agent, or Firm* — Inventa Capital PLC

(57) **CLAIM**

I claim the ornamental design for an exterior lighting, as shown and described.

DESCRIPTION

FIG. 1 is a perspective view taken from the left of an exterior lighting for an automotive vehicle;
FIG. 2 is a rear view of the exterior lighting;
FIG. 3 is a perspective view of the exterior lighting taken from the right; and,
FIG. 4 is a side view of the exterior lighting.

1 Claim, 4 Drawing Sheets


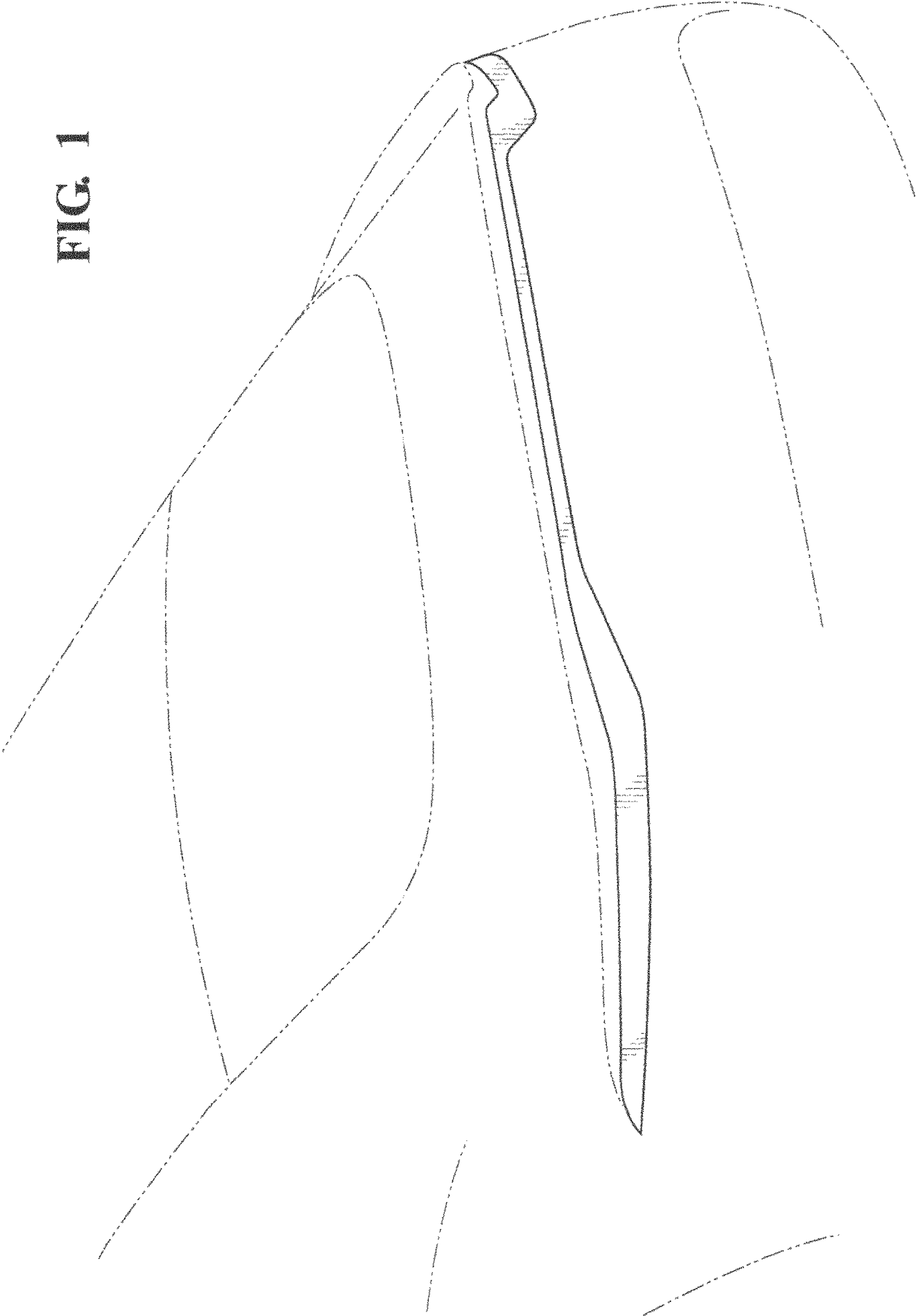


FIG. 1



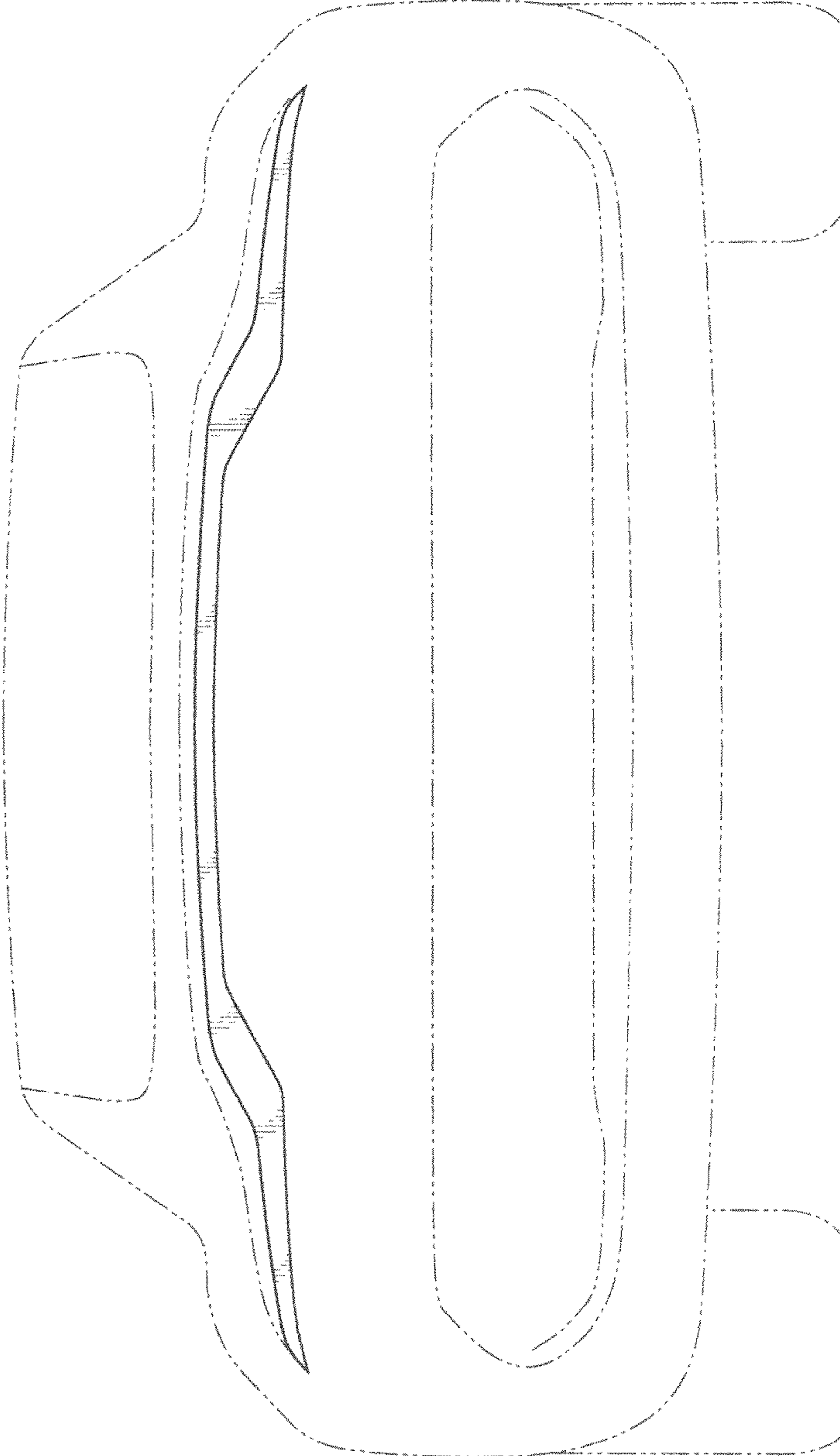


FIG. 2




FIG. 3

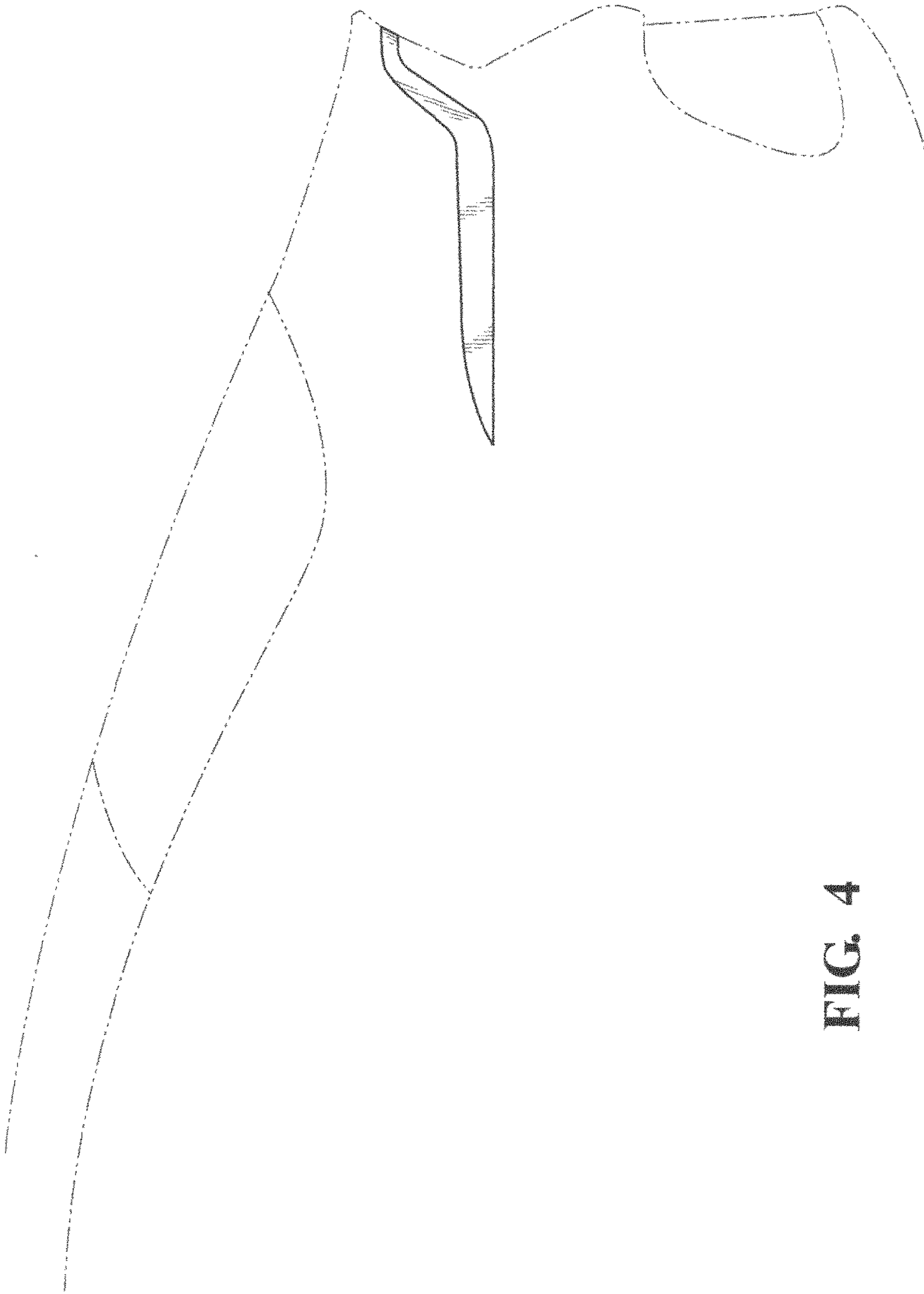


FIG. 4