



US00D861191S

(12) **United States Design Patent**  
**Kärkkäinen**

(10) **Patent No.:** **US D861,191 S**

(45) **Date of Patent:** **\*\* Sep. 24, 2019**

(54) **BUILDING STRUCTURE**

(71) Applicant: **Juha Kärkkäinen**, Ylivieska (FI)

(72) Inventor: **Juha Kärkkäinen**, Ylivieska (FI)

(73) Assignee: **J. Kärkkäinen Oy**, Ylivieska (FI)

(\*\*) Term: **15 Years**

(21) Appl. No.: **29/623,647**

(22) Filed: **Oct. 26, 2017**

(30) **Foreign Application Priority Data**

Apr. 26, 2017 (EM) ..... 003873728-0003

(51) **LOC (12) Cl.** ..... **25-03**

(52) **U.S. Cl.**  
USPC ..... **D25/19**

(58) **Field of Classification Search**  
USPC ..... D25/1, 3-35, 55-59, 61, 2, 48.7;  
52/79.1-79.9, 82, 200; D21/834-838;  
D26/72, 89, 91, 135, 136, 118  
CPC ..... E04H 1/00-1277; E04H 1/14; E04H  
3/00-04; E04H 2001/1283-1294; E04H  
6/44; E04H 9/14-16; E04H 4/108; E04B  
1/34823; E04B 1/3483; E04B 1/3444;  
E04B 1/3431; E04B 1/343; E04B  
1/34869; E04B 1/34321; Y02A 50/14;  
E04D 13/032

See application file for complete search history.

2,440,449 A \* 4/1948 Raemer ..... E04B 1/34315  
52/155

3,333,376 A \* 8/1967 Marsters ..... E04H 1/12  
52/82

3,338,005 A \* 8/1967 Gelsavage ..... E04B 1/3445  
D25/23

3,683,427 A \* 8/1972 Burkholz ..... E04H 4/108  
52/82

D251,503 S \* 4/1979 Truitt, Jr. .... D25/1

D259,957 S \* 7/1981 McNeall ..... D25/19

4,784,172 A \* 11/1988 Yacoboni ..... E04H 1/1205  
135/87

5,640,811 A \* 6/1997 Boyle ..... E04H 4/108  
135/142

D427,713 S \* 7/2000 Dolan ..... D26/135

D465,297 S \* 11/2002 Thomas ..... D26/91

D693,021 S \* 11/2013 Harada ..... D25/32

D745,187 S \* 12/2015 Hill ..... D25/15

D827,186 S \* 8/2018 Calvo Lopez ..... D26/135

2015/0159393 A1 \* 6/2015 Gulik ..... E04H 9/14  
109/1 S

\* cited by examiner

*Primary Examiner* — Brett Miller  
(74) *Attorney, Agent, or Firm* — Hoffmann & Baron, LLP

(57) **CLAIM**

The ornamental design for a building structure, as shown and described.

**DESCRIPTION**

FIG. 1 is a perspective view showing the front, top and a side of the building structure of my new design;  
FIG. 2 is a front view thereof;  
FIG. 3 is a rear view thereof; and,  
FIG. 4 is a top view thereof.

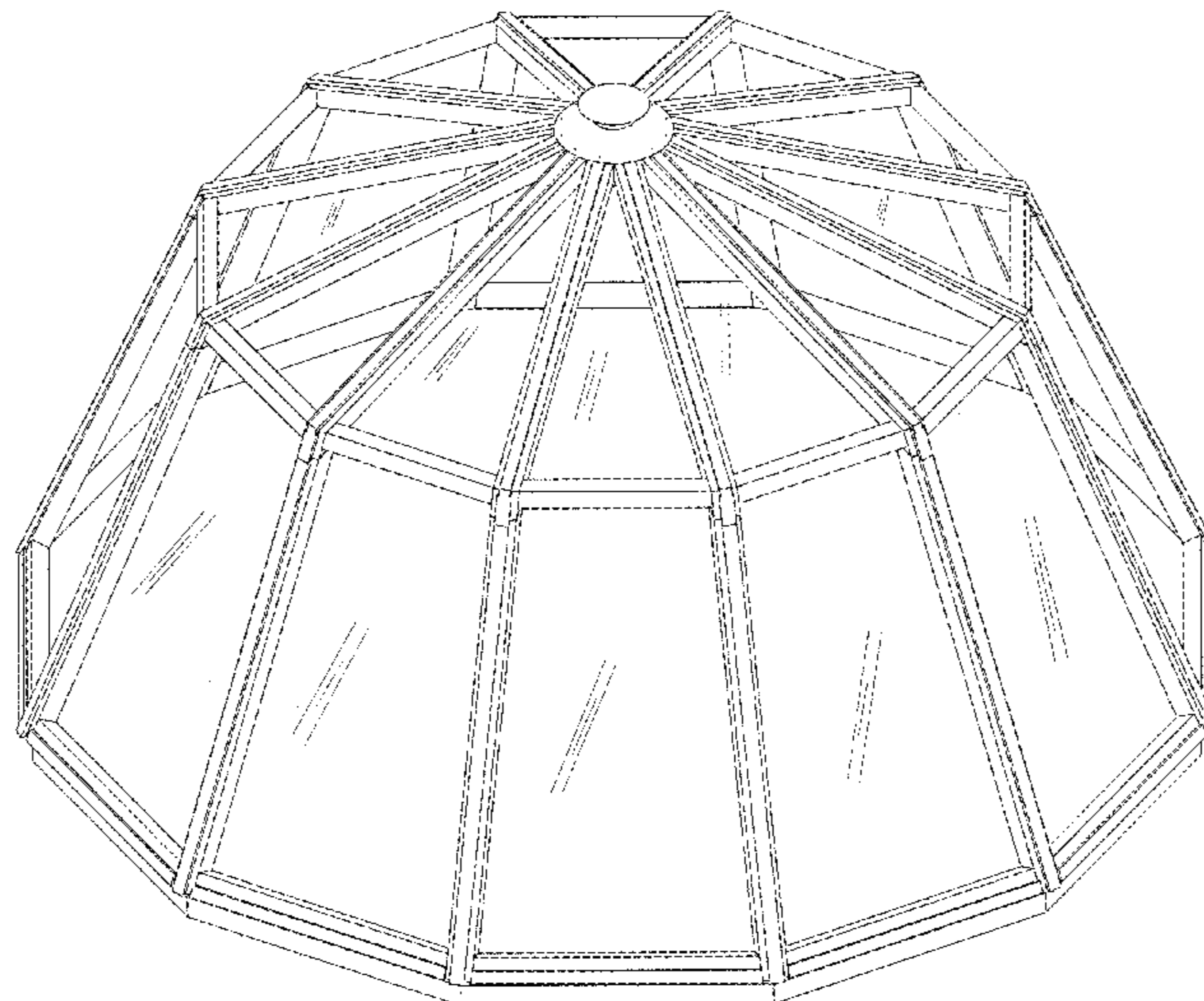
**1 Claim, 4 Drawing Sheets**

(56) **References Cited**

U.S. PATENT DOCUMENTS

1,614,240 A \* 1/1927 Hand ..... G01C 17/00  
52/200

D118,279 S \* 12/1939 Hansen ..... D25/15






FIG. 1

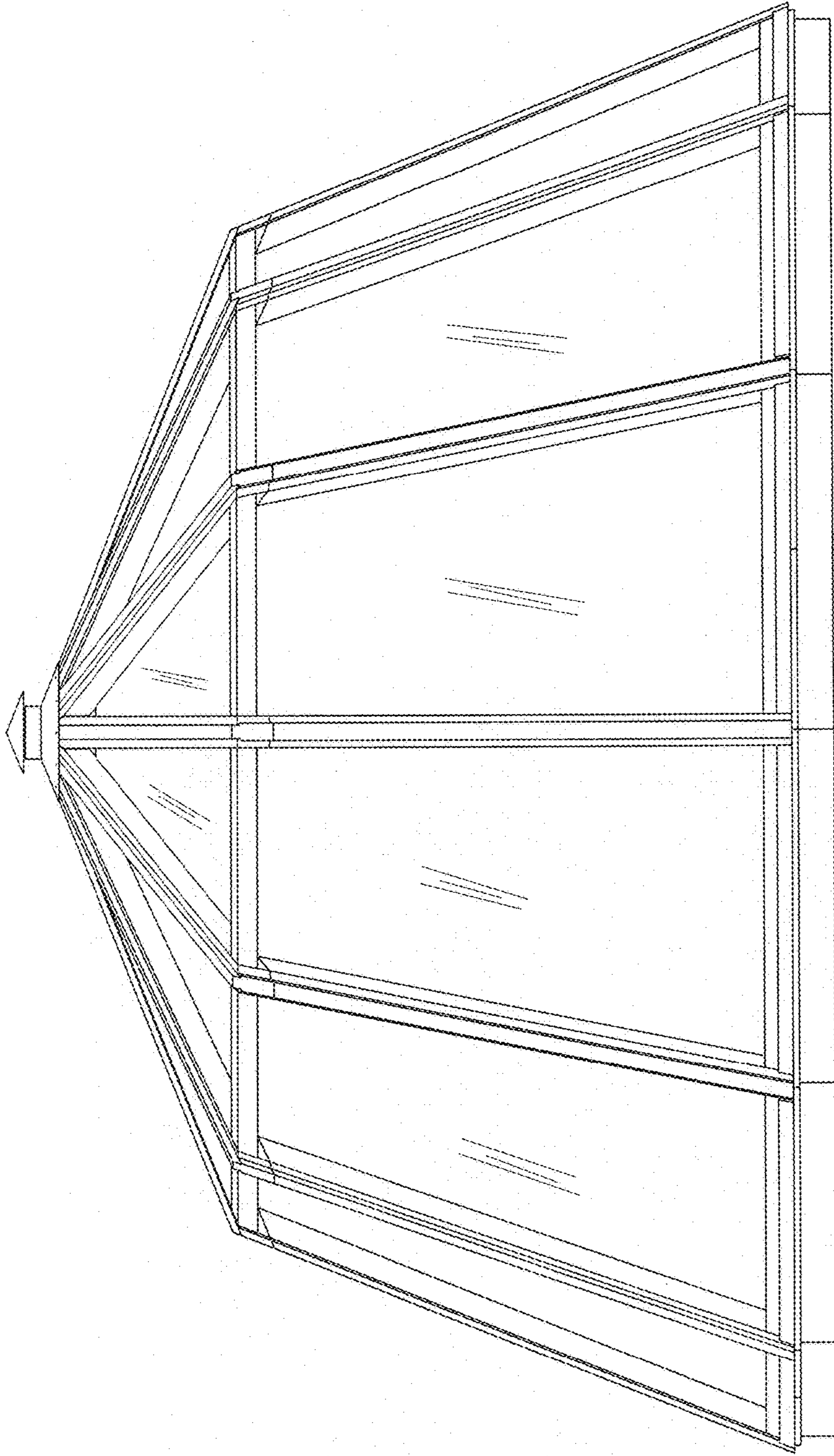


FIG. 2

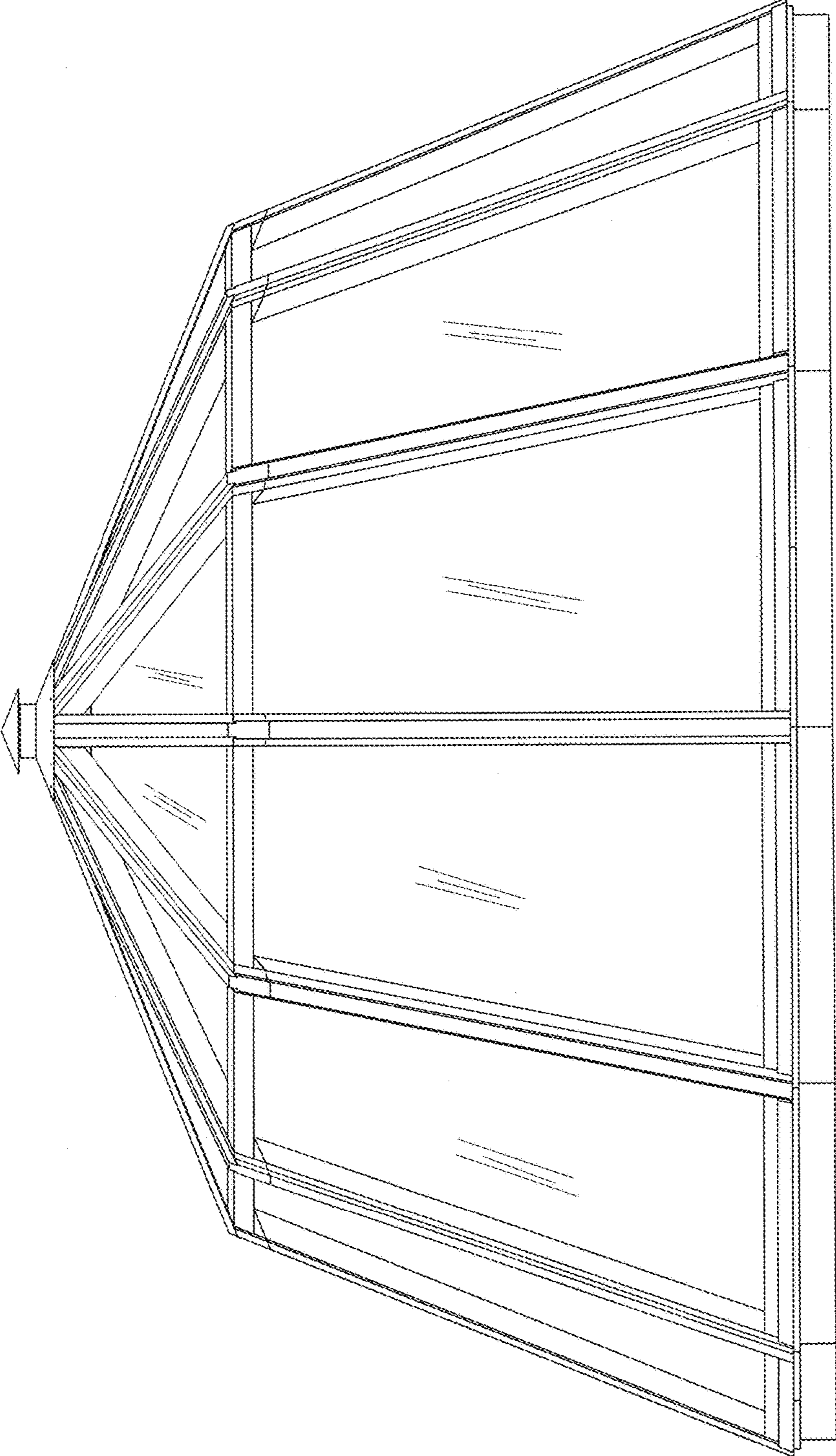


FIG. 3

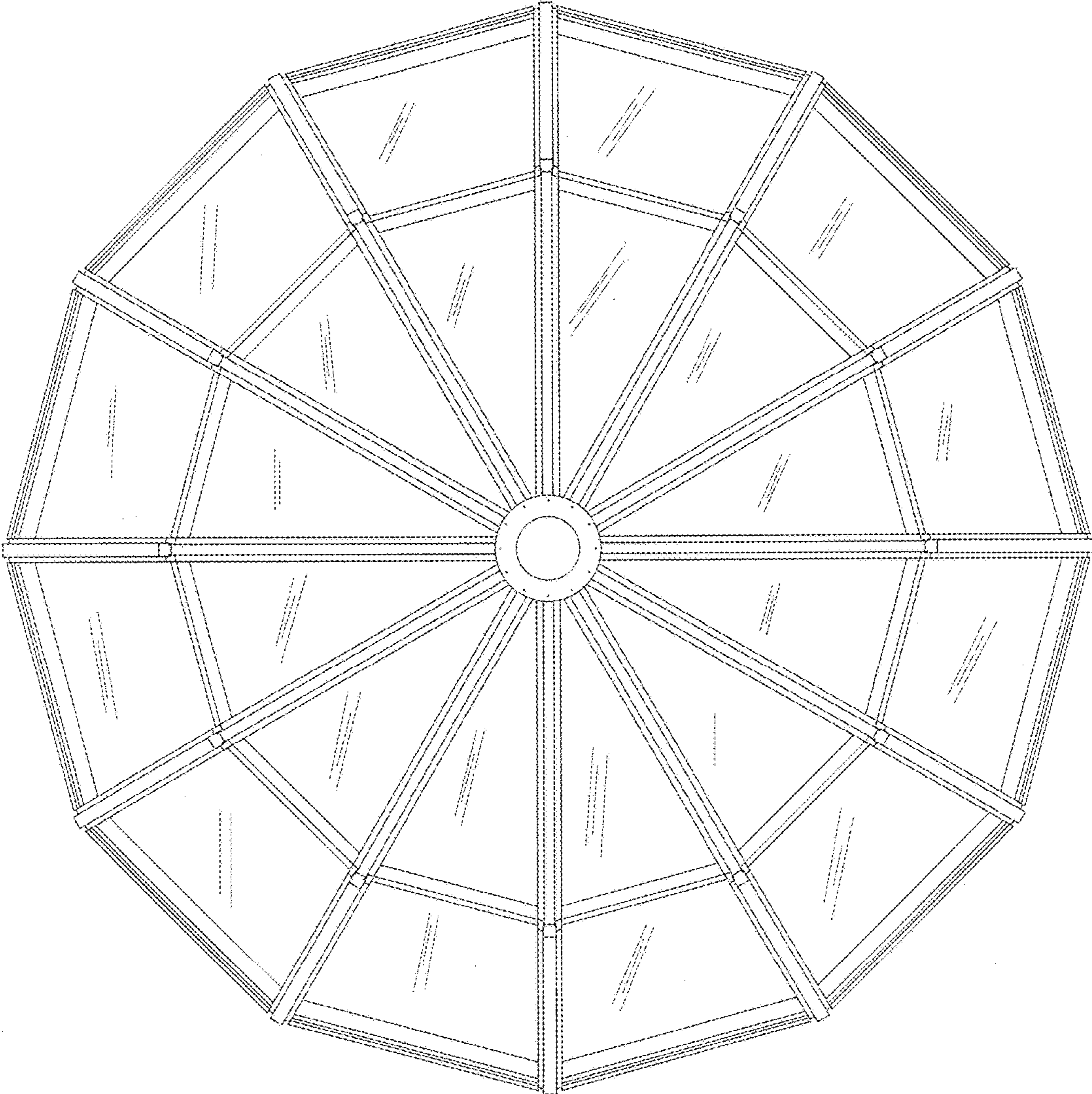


FIG. 4