

US00D861181S

(12) **United States Design Patent** (10) **Patent No.:** **US D861,181 S**  
**Shen** (45) **Date of Patent:** **\*\* Sep. 24, 2019**

- (54) **MULTI-FUNCTION COSMETIC INSTRUMENT**
- (71) Applicant: **Qian Shen**, Shenzhen (CN)
- (72) Inventor: **Qian Shen**, Shenzhen (CN)
- (73) Assignee: **SHENZHEN CKEYIN TECHNOLOGY CO., LTD.**, Shenzhen (CN)
- (\*\*) Term: **15 Years**
- (21) Appl. No.: **29/623,629**
- (22) Filed: **Oct. 26, 2017**
- (51) **LOC (12) Cl.** ..... **28-03**
- (52) **U.S. Cl.**  
USPC ..... **D24/209**; D24/214; D28/58
- (58) **Field of Classification Search**  
USPC ..... D24/209, 210, 214, 133, 146; D28/44.1, D28/56, 58  
CPC .. A61B 2018/00452; A61B 2018/0047; A61B 2018/00476; A61B 18/203; A45D 2200/1054; A45D 2200/1018; A45D 2200/1063; A45D 2200/1009; A61N 5/0616; A61N 5/0617; A61N 5/0644  
See application file for complete search history.

D734,479	S	*	7/2015	Youngquist	.....	D24/209
D747,800	S	*	1/2016	Dunleavy	.....	D24/133
D787,083	S	*	5/2017	Ely	.....	D24/209
D794,784	S	*	8/2017	Bradley	.....	D24/133
D797,302	S	*	9/2017	Vahlensieck	.....	D24/209
D827,842	S	*	9/2018	Bainton	.....	D24/200
D827,843	S	*	9/2018	Bainton	.....	D24/200
D829,333	S	*	9/2018	Shin	.....	D24/209
D829,921	S	*	10/2018	Xiong	.....	D24/214
D838,860	S	*	1/2019	Lee	.....	D24/214
D840,546	S	*	2/2019	Xiangmei	.....	D24/209
D844,798	S	*	4/2019	Jin	.....	D24/214
D844,799	S	*	4/2019	Kim	.....	D24/214
D847,360	S	*	4/2019	Levi	.....	D24/214
2013/0046212	A1	*	2/2013	Nichols	.....	A46B 7/04 601/18
2015/0209108	A1	*	7/2015	Kim	.....	A61B 18/203 606/9

\* cited by examiner

*Primary Examiner* — Jennifer Rivard  
(74) *Attorney, Agent, or Firm* — Law Offices of Steven W. Weinrieb

(57) **CLAIM**

The ornamental design for a multi-function cosmetic instrument, as shown and described.

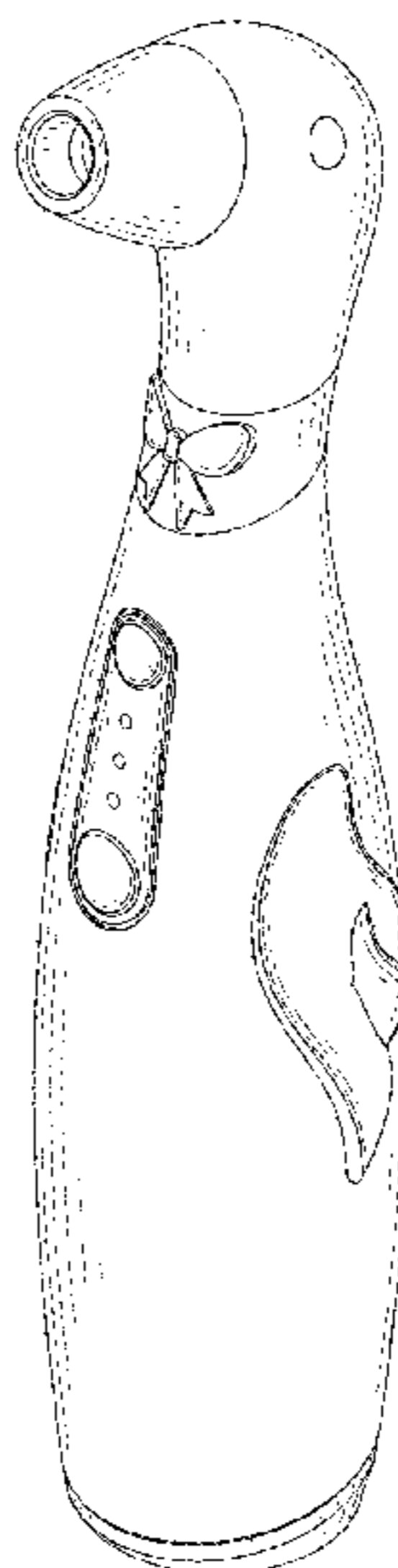
**DESCRIPTION**

FIG. 1 is a right side perspective view of the multi-function cosmetic instrument showing my new design; FIG. 2 is a front elevational view thereof; FIG. 3 is a rear elevational view thereof; FIG. 4 is a left side elevational view thereof; FIG. 5 is a right side elevational view thereof; FIG. 6 is a top plan view thereof; and, FIG. 7 is a bottom plan view thereof. The broken lines illustrate a portion of the multi-function cosmetic instrument and form no part of the claimed design.

**1 Claim, 7 Drawing Sheets**

(56) **References Cited**  
U.S. PATENT DOCUMENTS

D460,217	S	*	7/2002	Shih	.....	D28/76
D515,704	S	*	2/2006	Nan	.....	D24/105
D515,705	S	*	2/2006	Nan	.....	D24/214
D575,402	S	*	8/2008	Sandor	.....	D24/146
D604,855	S	*	11/2009	Shearlaw	.....	D24/133
D609,361	S	*	2/2010	McGarry	.....	D24/209
D612,510	S	*	3/2010	Byle	.....	D24/210
D652,919	S	*	1/2012	Sherwood	.....	D24/133
D672,507	S	*	12/2012	Szymanski	.....	D28/58



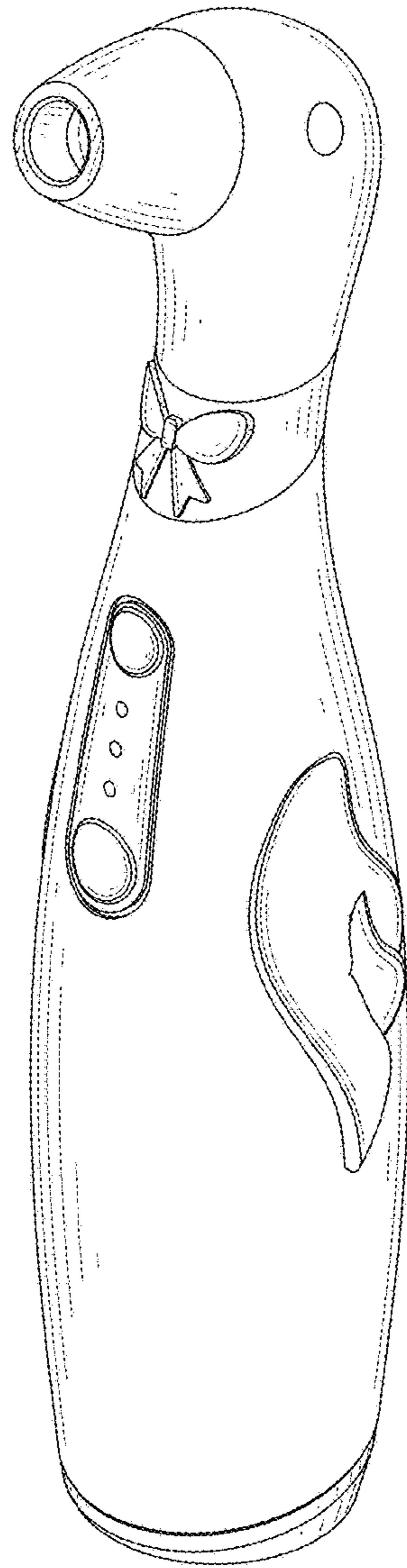


FIG. 1

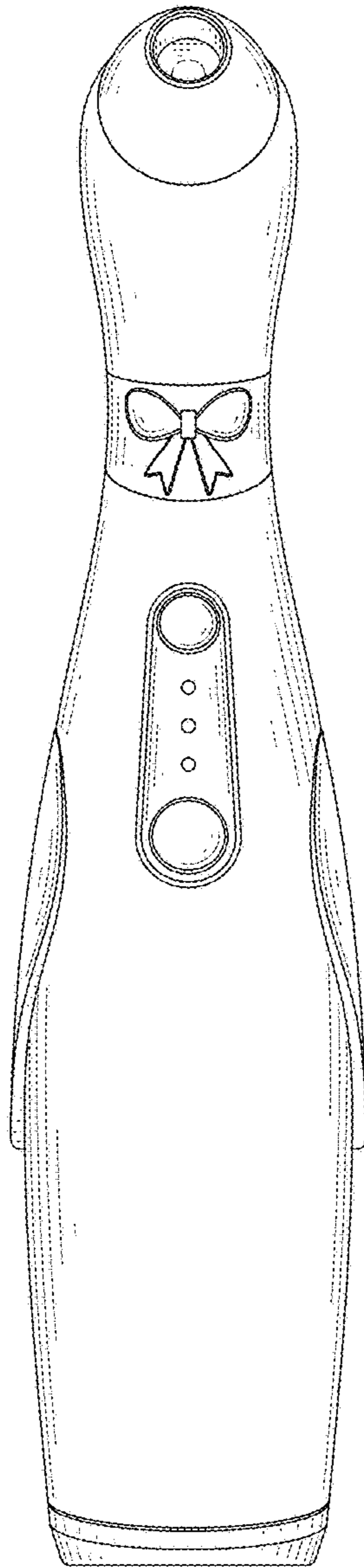


FIG. 2

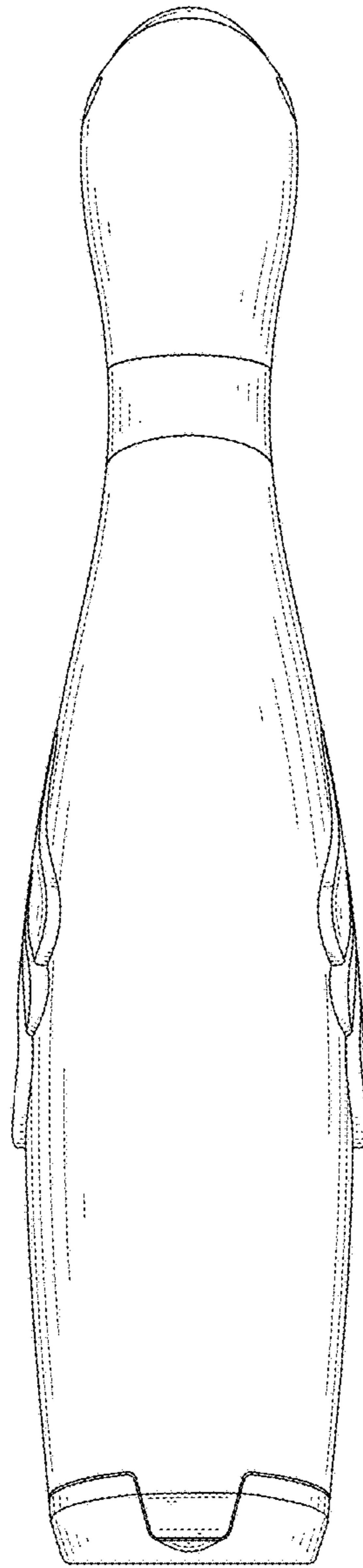


FIG. 3

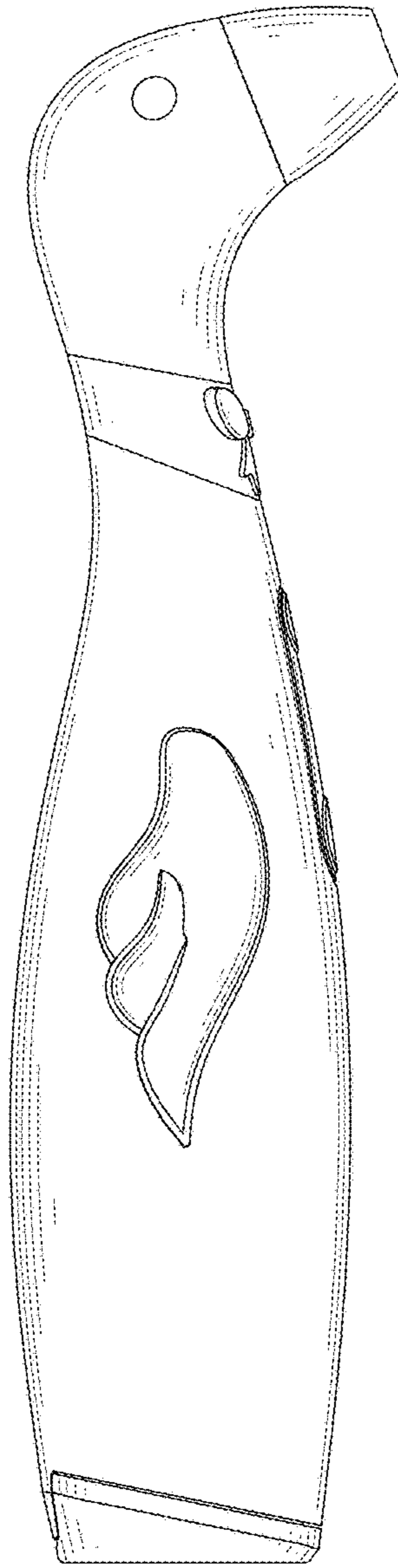


FIG. 4

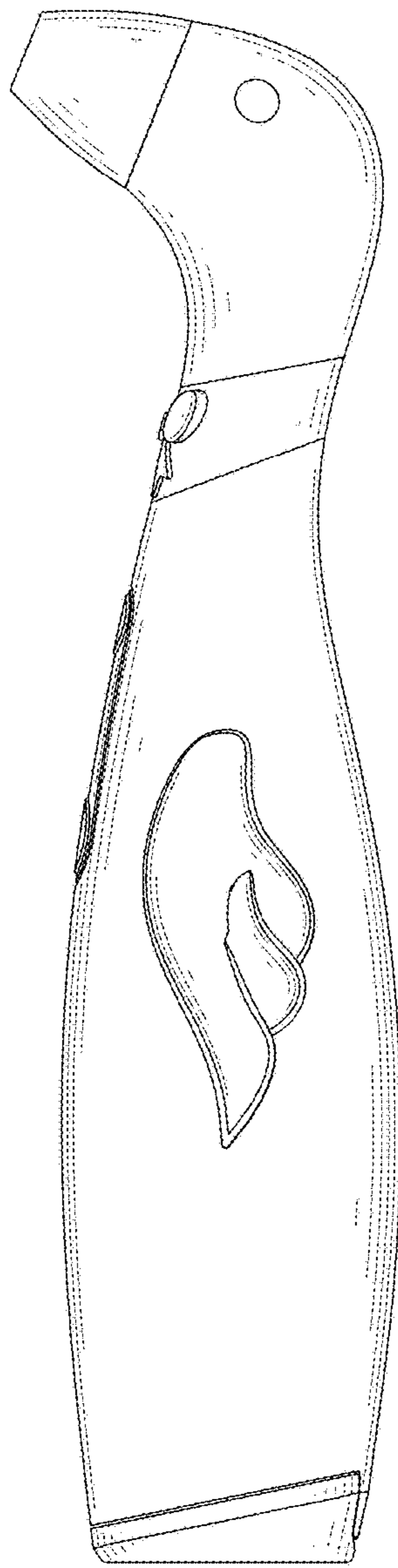


FIG. 5

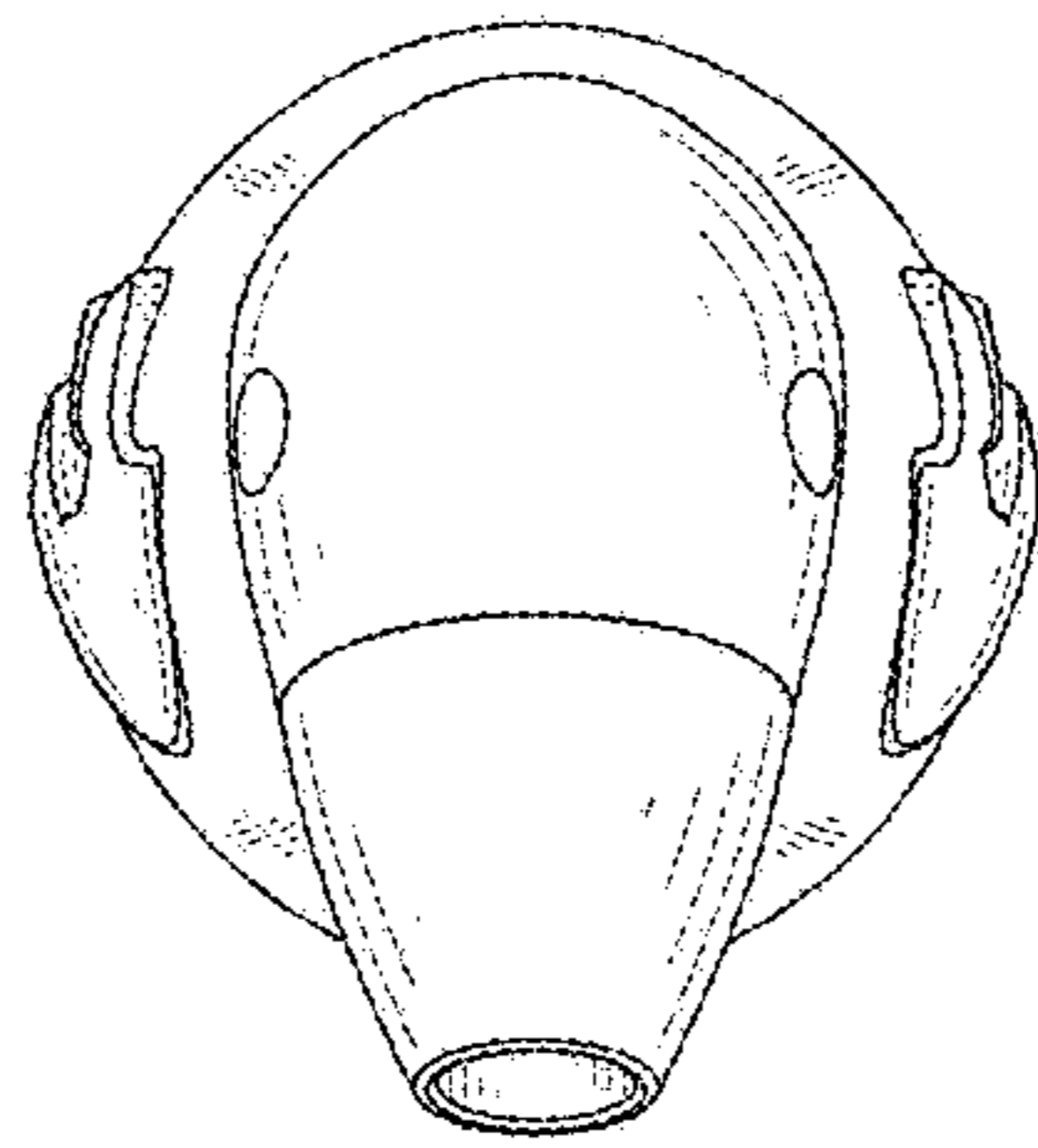


FIG. 6

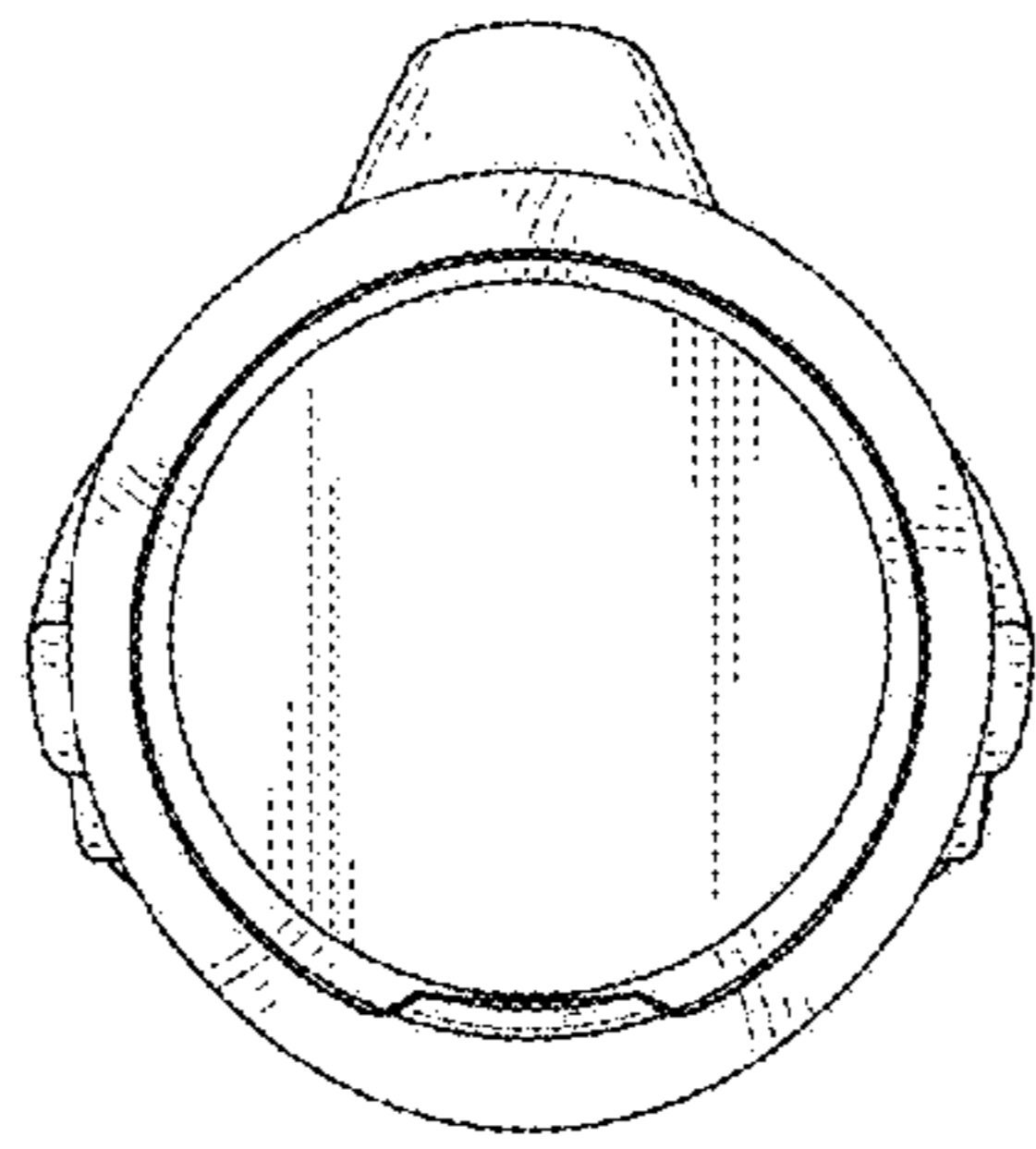


FIG. 7