

US00D861180S

(12) **United States Design Patent** (10) **Patent No.:** **US D861,180 S**
Hanft (45) **Date of Patent:** **** Sep. 24, 2019**

(54) **CAM WALKER**
(71) Applicant: **Foot Defender, LLC**, South Miami, FL (US)
(72) Inventor: **Jason R. Hanft**, South Miami, FL (US)
(73) Assignee: **Foot Defender, LLC**, South Miami, FL (US)
(**) Term: **15 Years**
(21) Appl. No.: **29/623,898**
(22) Filed: **Oct. 27, 2017**
(51) **LOC (12) Cl.** **24-04**
(52) **U.S. Cl.**
USPC **D24/192**
(58) **Field of Classification Search**
USPC D24/190, 192; D2/909-911, 943; D29/121.2
CPC A43B 11/00; A43C 11/008; A61F 5/0111; A61F 5/0195; A61F 5/0127; A61F 5/0113; A61F 5/0125; A61F 5/0102; A61F 13/043; A61B 17/1682; A61B 5/6807
See application file for complete search history.

5,425,701 A 6/1995 Oster et al.
D454,640 S * 3/2002 Darby D24/192
6,409,695 B1 6/2002 Connelly
7,303,538 B2 12/2007 Grim et al.
7,524,295 B1 4/2009 Peters et al.
D722,424 S * 2/2015 Schoenhaus D2/919
9,180,038 B2 11/2015 Ingimundarson et al.
D759,255 S * 6/2016 Bradley D24/192
D787,077 S * 5/2017 Lindsay D24/192
2009/0227927 A1 9/2009 Frazer
2009/0287127 A1 11/2009 Hu et al.
2014/0276301 A1 9/2014 Grim et al.
2014/0316316 A1 10/2014 Andrews et al.
2015/0164179 A1 6/2015 Ossur
2016/0045354 A1 2/2016 Lee et al.
2016/0213506 A1 7/2016 Chen
2016/0324666 A1 11/2016 Barberio
2017/0165093 A1 6/2017 Huttenlocker et al.

FOREIGN PATENT DOCUMENTS

EP 1227774 B1 3/2003

* cited by examiner

Primary Examiner — Jennifer L Watkins
(74) *Attorney, Agent, or Firm* — Richard P. Gilly, Esquire; Archer & Greiner, P.C.

(57) **CLAIM**

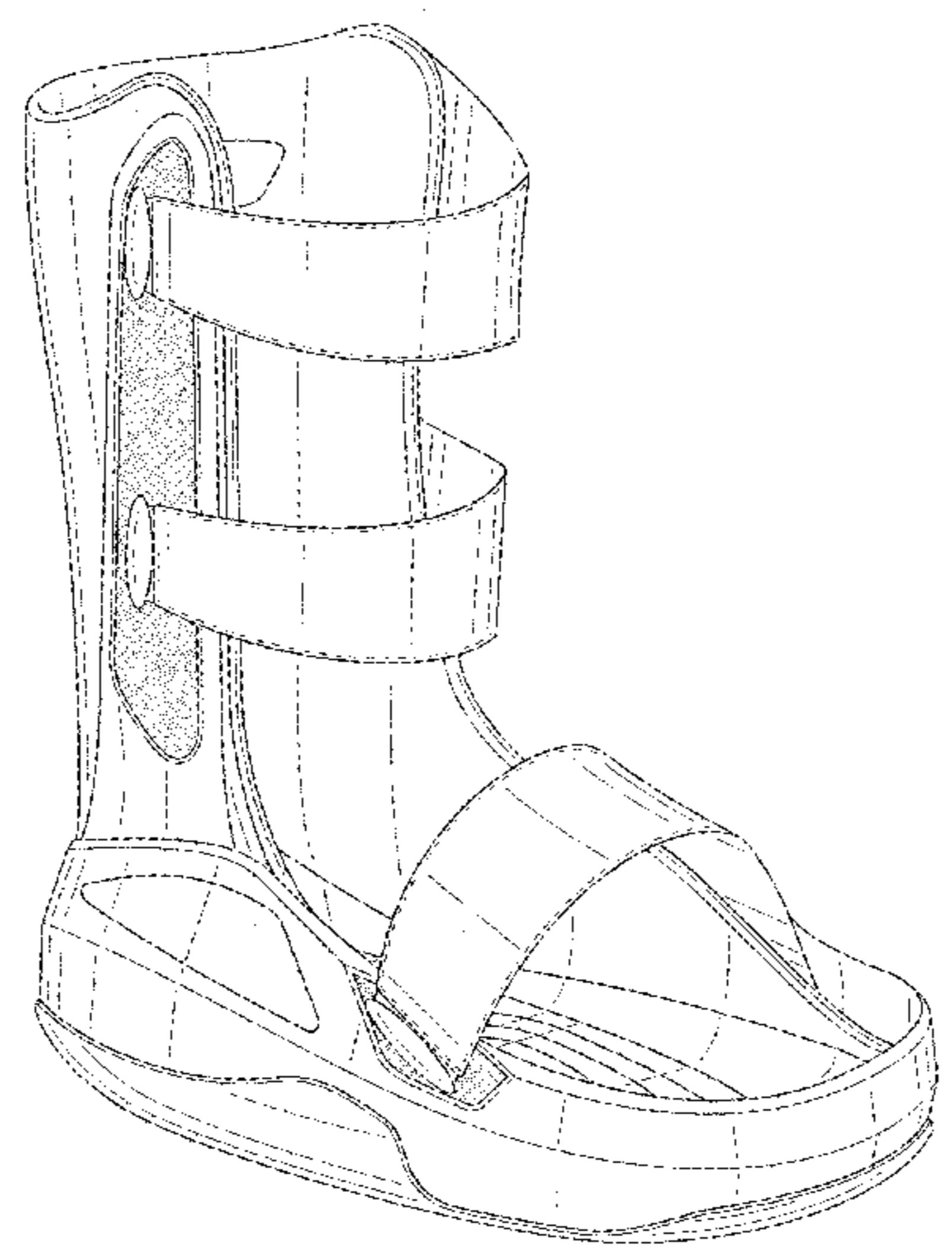
The ornamental design for a CAM walker, as shown and described.

DESCRIPTION

FIG. 1 is an isometric view showing my new design; FIG. 2 is a front elevational view thereof; FIG. 3 is a rear elevational view thereof; FIG. 4 is a first side-elevational view thereof; FIG. 5 is a second side-elevational view thereof; FIG. 6 is a top-plan view thereof; and, FIG. 7 is a bottom-plan view thereof. The broken lines in the figures are for the purpose of depicting stitching and form no part of the claim.

1 Claim, 7 Drawing Sheets

(56) **References Cited**
U.S. PATENT DOCUMENTS
4,178,703 A * 12/1979 Pols A61F 5/0195 36/105
D262,580 S * 1/1982 Munschy D2/919
4,773,170 A * 9/1988 Moore A43B 21/32 36/11.5
D299,787 S * 2/1989 Bates D2/960
5,078,128 A 1/1992 Grim et al.
5,138,777 A * 8/1992 Darby A43B 13/148 36/88
5,317,820 A 6/1994 Bell et al.
D352,784 S * 11/1994 Cohen D2/919
5,400,529 A 3/1995 Bell et al.



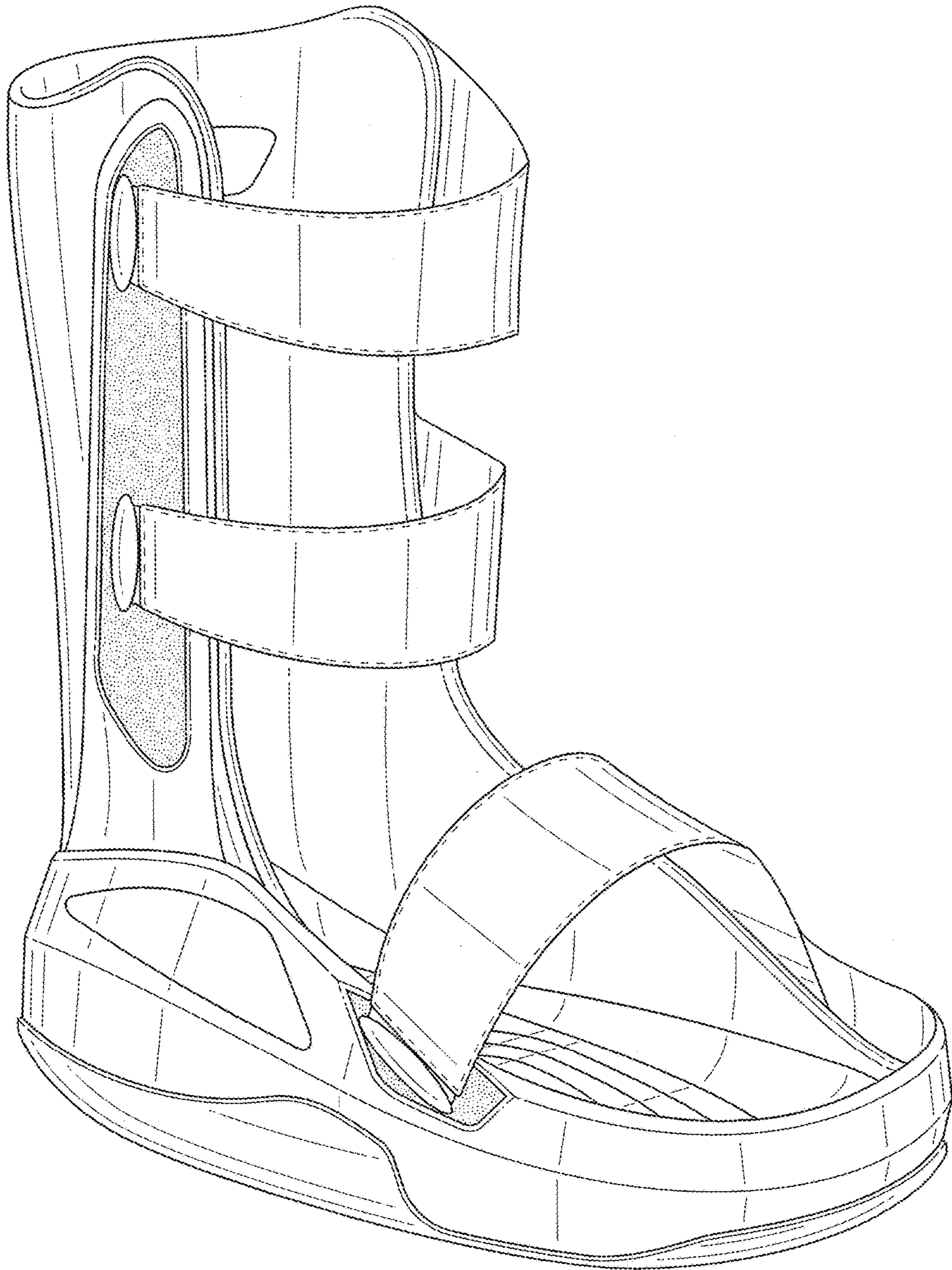


FIG. 1

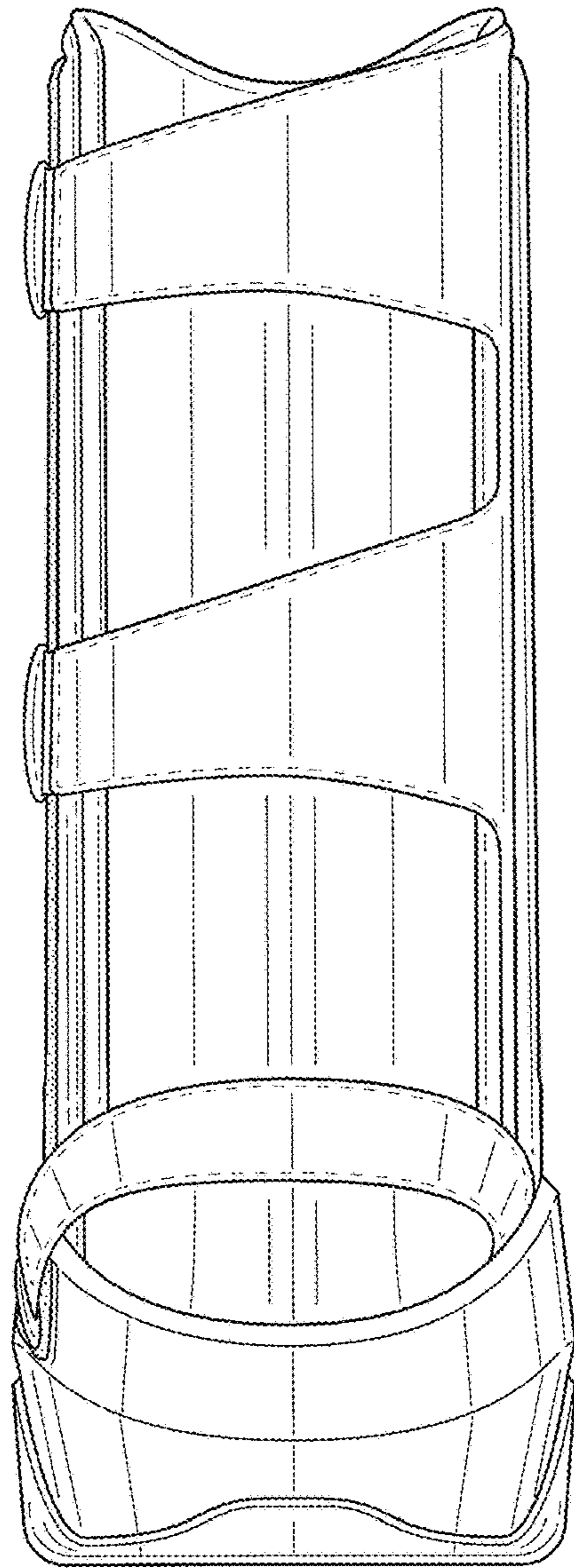


FIG. 2

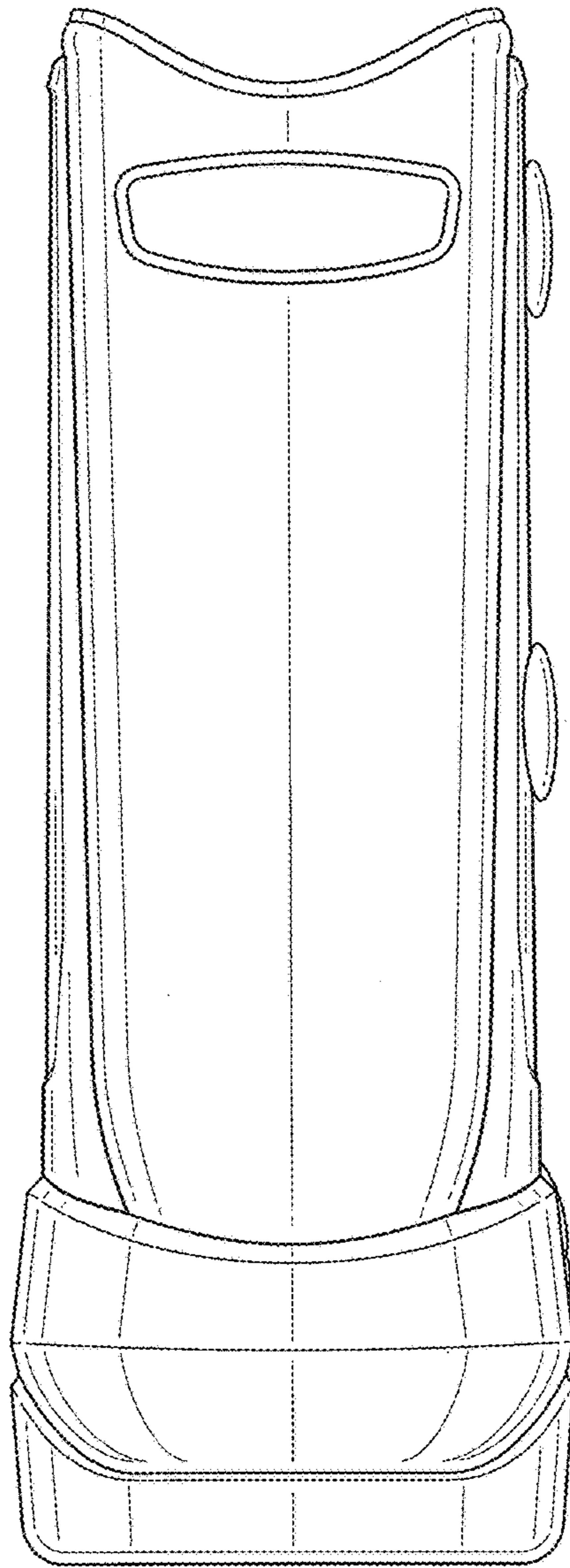


FIG. 3

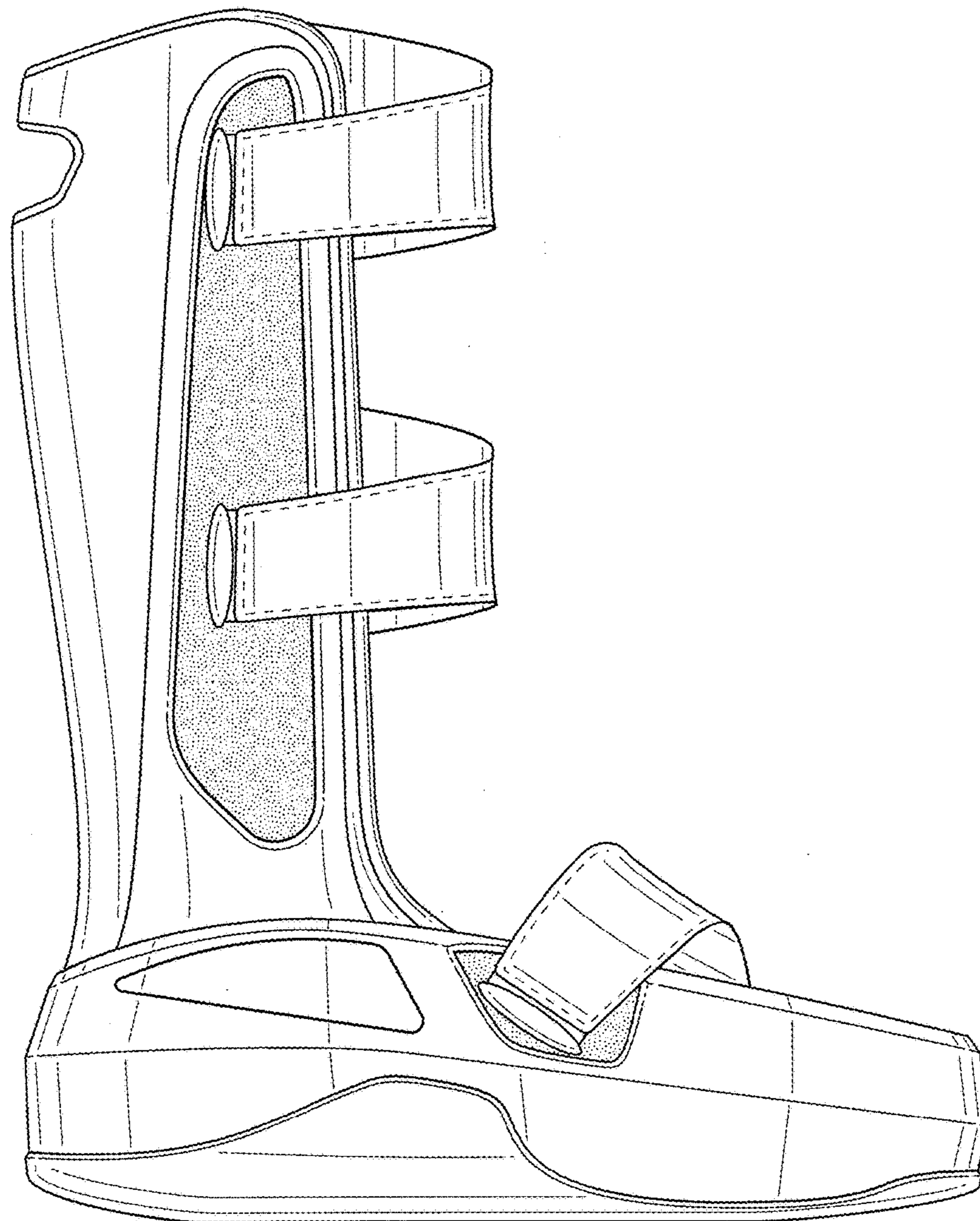


FIG. 4

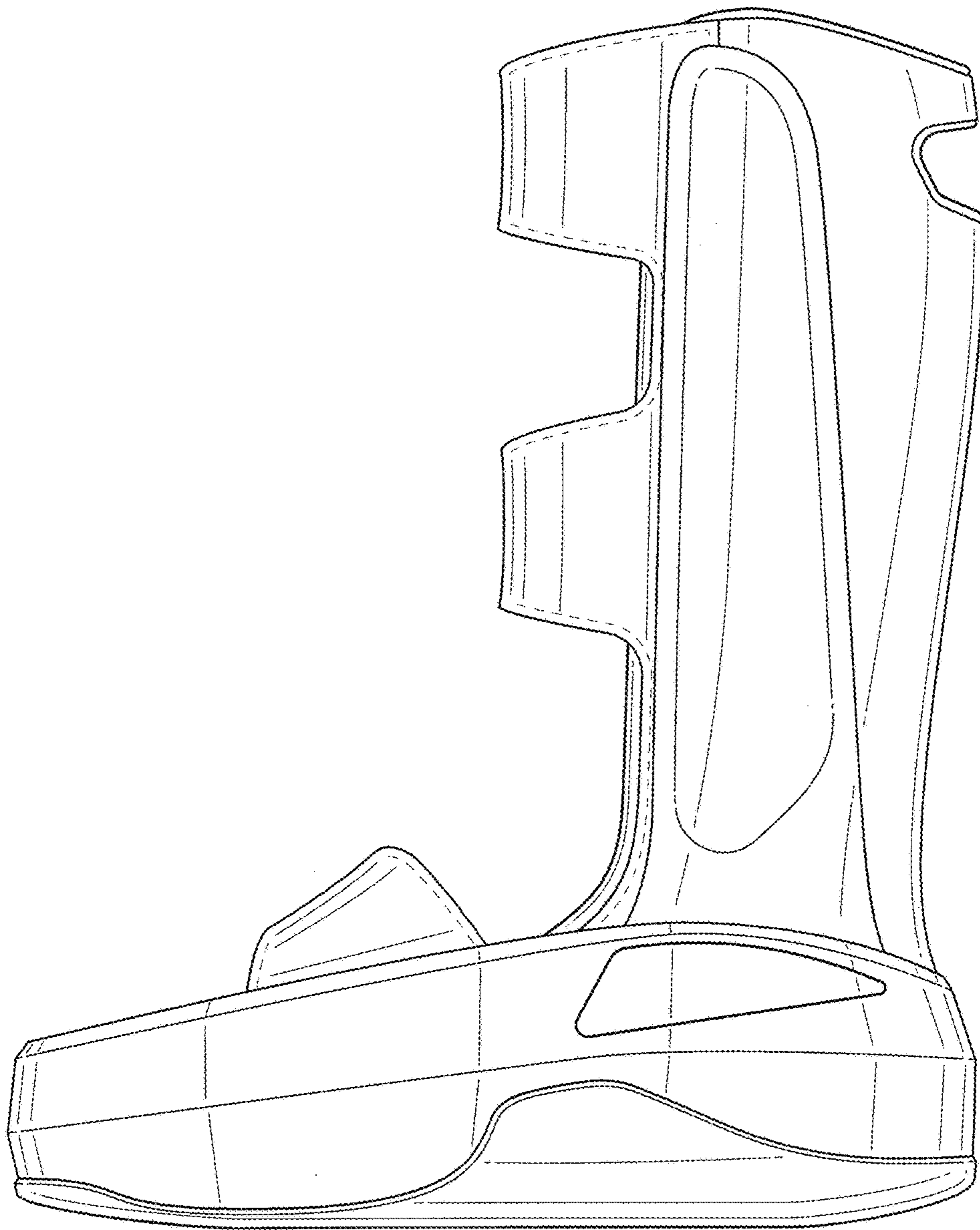


FIG. 5

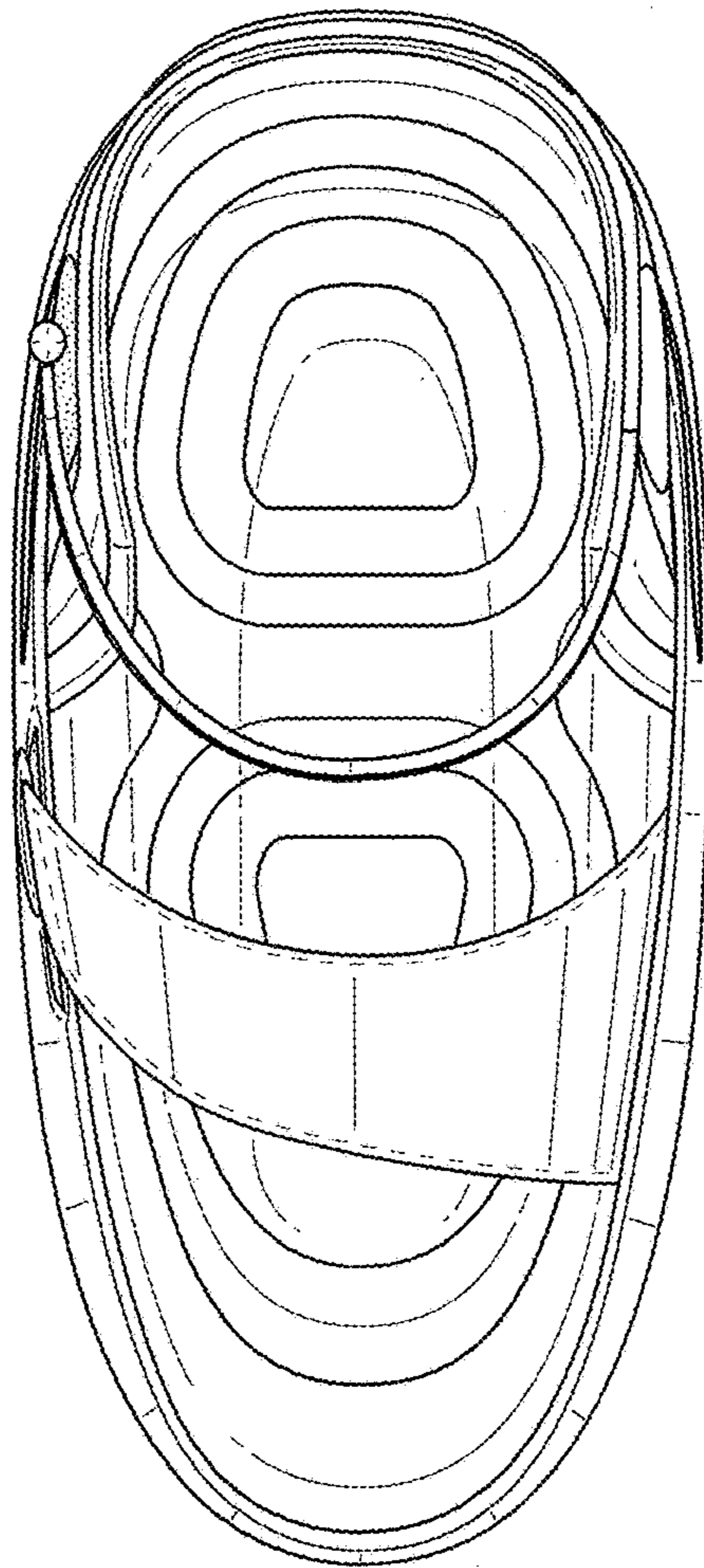


FIG. 6

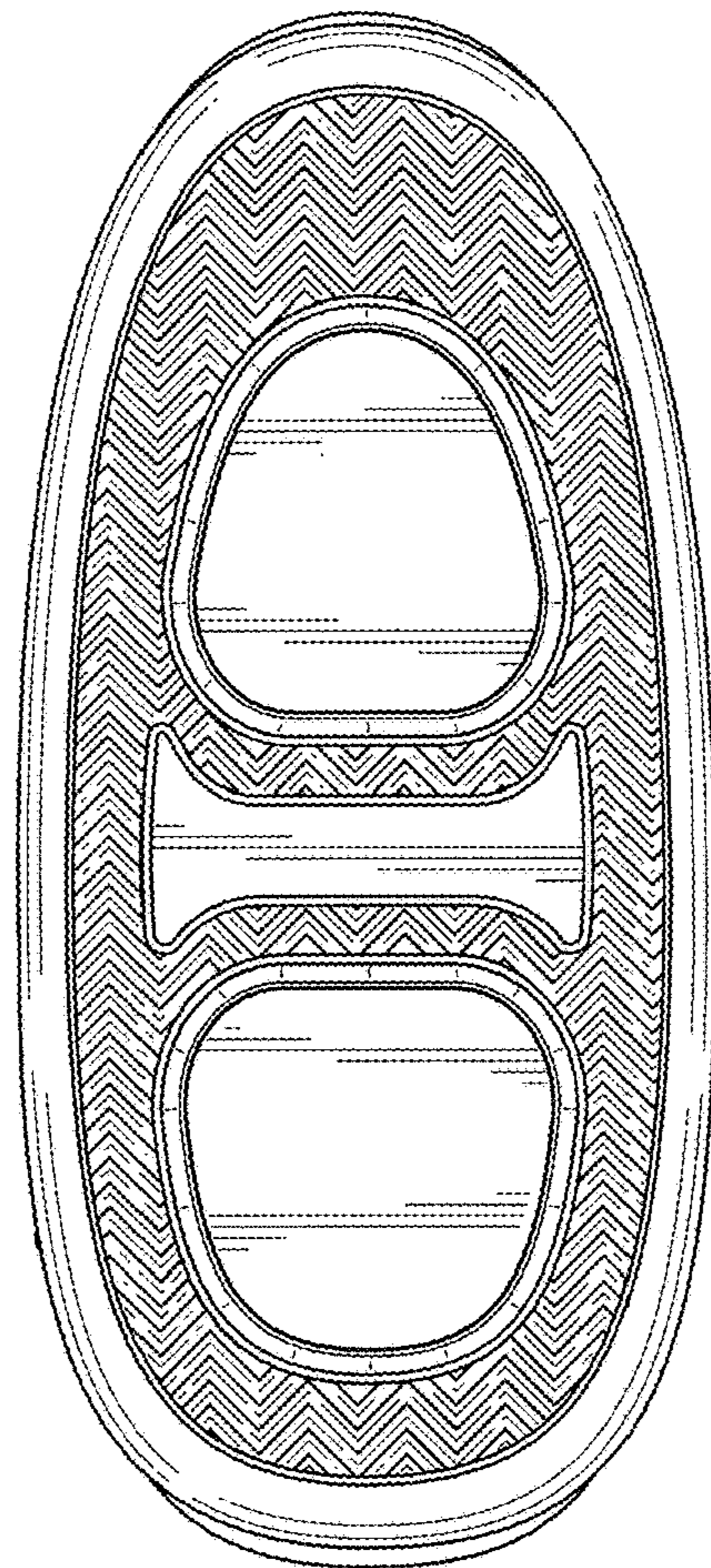


FIG. 7