



US00D861145S

(12) **United States Design Patent**
Fang et al.

(10) **Patent No.:** **US D861,145 S**

(45) **Date of Patent:** **** Sep. 24, 2019**

(54) **AIR CONDITIONER**

(71) Applicant: **GREE ELECTRIC APPLIANCES INC. OF ZHUHAI**, Guangdong (CN)

(72) Inventors: **Siyu Fang**, Guangdong (CN); **Han Xiao**, Guangdong (CN); **Yuqiang Zhao**, Guangdong (CN); **Jingjing Wang**, Guangdong (CN); **Luan Qin**, Guangdong (CN); **Huanlong Wu**, Guangdong (CN); **Weijun Liang**, Guangdong (CN); **Xiaobo Su**, Guangdong (CN); **Qijian Yang**, Guangdong (CN); **Ye Yuan**, Guangdong (CN); **Ke Mu**, Guangdong (CN)

(73) Assignee: **Gree Electric Appliances, Inc. of Zhuhai**, Guangdong (CN)

(**) Term: **15 Years**

(21) Appl. No.: **35/504,380**

(22) Filed: **Jan. 5, 2018**

(80) **Hague Agreement Data**

Int. Filing Date: **Jan. 5, 2018**

Int. Reg. No.: **DM/099398**

Int. Reg. Date: **Jan. 5, 2018**

Int. Reg. Pub. Date: **Feb. 2, 2018**

(30) **Foreign Application Priority Data**

Jul. 7, 2017 (CN) 2017 3 0296810

Sep. 8, 2017 (CN) 2017 3 0423643

Sep. 8, 2017 (CN) 2017 3 0423692

(51) **LOC (12) Cl.** **23-04**

(52) **U.S. Cl.**
USPC **D23/333**

(58) **Field of Classification Search**

USPC D23/325, 333, 335, 341, 386, 387, 390,
D23/391, 393, 314, 328, 332, 336, 337,
D23/351-354; 137/599.03; 62/115,
62/323.2, 323.3

CPC F25B 27/00; F25B 27/02; F25B 49/02;
F25B 49/022; F24F 1/00; F24F 1/02;
F24F 1/08; F24F 1/41; F24F 1/56; F24F
1/60; F24F 1/005; F24F 1/027; F24F
1/0007; F24F 1/0011; F24F 1/0047; F24F
1/0057; F24F 3/16; F24F 3/044; F24F
3/048; F24F 7/00; F24F 7/04; F24F
12/001; F24F 12/006; F24F 13/00; F24F
13/10; F24F 13/224

See application file for complete search history.

(56) **References Cited**

U.S. PATENT DOCUMENTS

D564,646 S * 3/2008 Chen D23/351
D572,810 S * 7/2008 Chiu D23/333
D613,386 S * 4/2010 Niki D23/364

(Continued)

Primary Examiner — Keli L Hill

(74) *Attorney, Agent, or Firm* — The Webb Law Firm

(57) **CLAIM**

The ornamental design for an air conditioner, as shown and described.

DESCRIPTION

1.1 is an upper perspective view of an air conditioner, showing our new design;

1.2 is a front elevation view thereof;

1.3 is a rear elevation view thereof;

1.4 is a left side elevation view thereof;


1.5 is a right side elevation view thereof;

1.6 is a top view thereof; and

1.7 is a bottom view thereof.

The broken lines immediately adjacent the shaded areas represent the bounds of the claimed design while all other broken lines are included for the purpose of illustrating portions of the air conditioner; the broken lines form no part of the claimed design.

1 Claim, 6 Drawing Sheets



(56)

References Cited

U.S. PATENT DOCUMENTS


D754,831 S	*	4/2016	Yin	D23/359
D810,907 S	*	2/2018	Yoon	D23/364
D811,572 S	*	2/2018	Hu	D23/364

* cited by examiner


1.1




1.2




1.3



1.4



1.5



1.6



1.7

