



US00D861116S

(12) **United States Design Patent**
Willits

(10) **Patent No.:** **US D861,116 S**

(45) **Date of Patent:** **** Sep. 24, 2019**

(54) **PISTOL GRIP**

(71) Applicant: **F-1 Research, LLC-Patent Series,**
Spring, TX (US)

(72) Inventor: **Craig Larue Willits,** Spring, TX (US)

(73) Assignee: **F-1 Research LLC-Patent Series,**
Spring, TX (US)

(**) Term: **15 Years**

(21) Appl. No.: **29/656,553**

(22) Filed: **Jul. 13, 2018**

(51) **LOC (12) Cl.** **22-01**

(52) **U.S. Cl.**
USPC **D22/108**

(58) **Field of Classification Search**
USPC D22/100, 101, 103, 104, 105, 108, 109,
D22/110, 111, 199; D21/567, 573, 574,
D21/575
CPC F41A 23/02; F41A 35/00; F41C 23/04;
F41C 23/12; F41C 27/22
See application file for complete search history.

(56) **References Cited**

U.S. PATENT DOCUMENTS

D600,310 S *	9/2009	Fitzpatrick	D22/109
D692,517 S *	10/2013	Faifer	D22/108
D732,135 S *	6/2015	Webber	D22/108
D735,832 S *	8/2015	Fitzpatrick	D22/108
D740,910 S *	10/2015	Hines	D22/108
D763,393 S *	8/2016	Freed	D22/108
9,453,702 B2 *	9/2016	Bruhns	F41C 23/10
D769,398 S *	10/2016	Lam	D22/108

D769,399 S *	10/2016	Lam	D22/108
D774,156 S *	12/2016	Esch	D22/108
D812,181 S *	3/2018	Hartley	D22/109
D821,529 S *	6/2018	Cheng	D22/108
D830,490 S *	10/2018	Toole	D22/108
D849,177 S *	5/2019	Willits	D22/108
2011/0283581 A1 *	11/2011	Freed	F41A 9/65 42/49.01
2016/0349002 A1 *	12/2016	Anderson	F41C 23/10

OTHER PUBLICATIONS

“F1 Grips, and Hotness, Shot Show 2018” [online]. Tactical_SHT.
[Published on Jan. 25, 2018]. Retrieved from the Internet: <https://www.youtube.com/watch?v=Ez0fZssHyn8>.*

* cited by examiner

Primary Examiner — Khawaja Anwar
Assistant Examiner — Mojtaba Tehrani

(74) *Attorney, Agent, or Firm* — Dossey & Jones PLLC;
Phillip Black; James P. Dossey

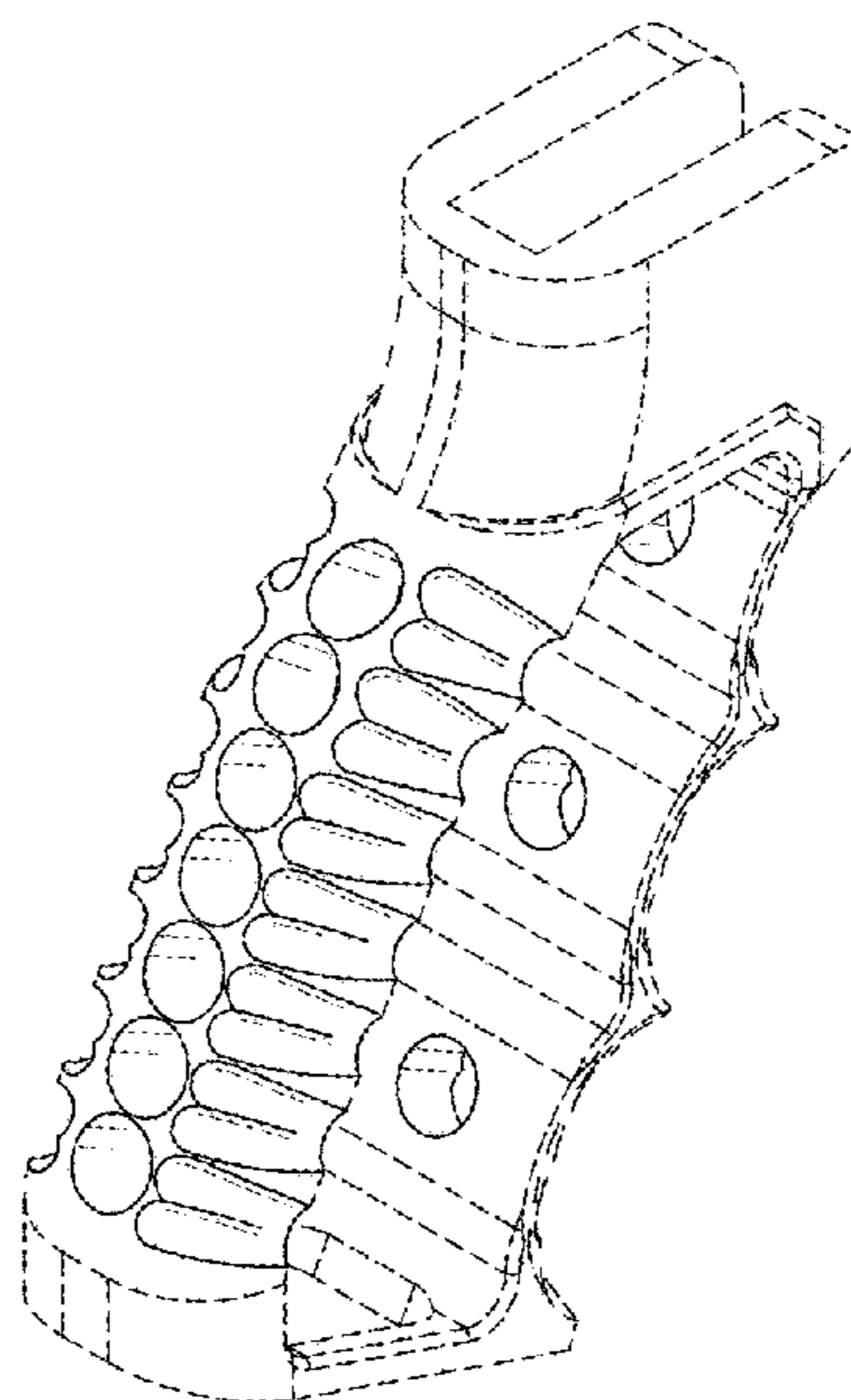
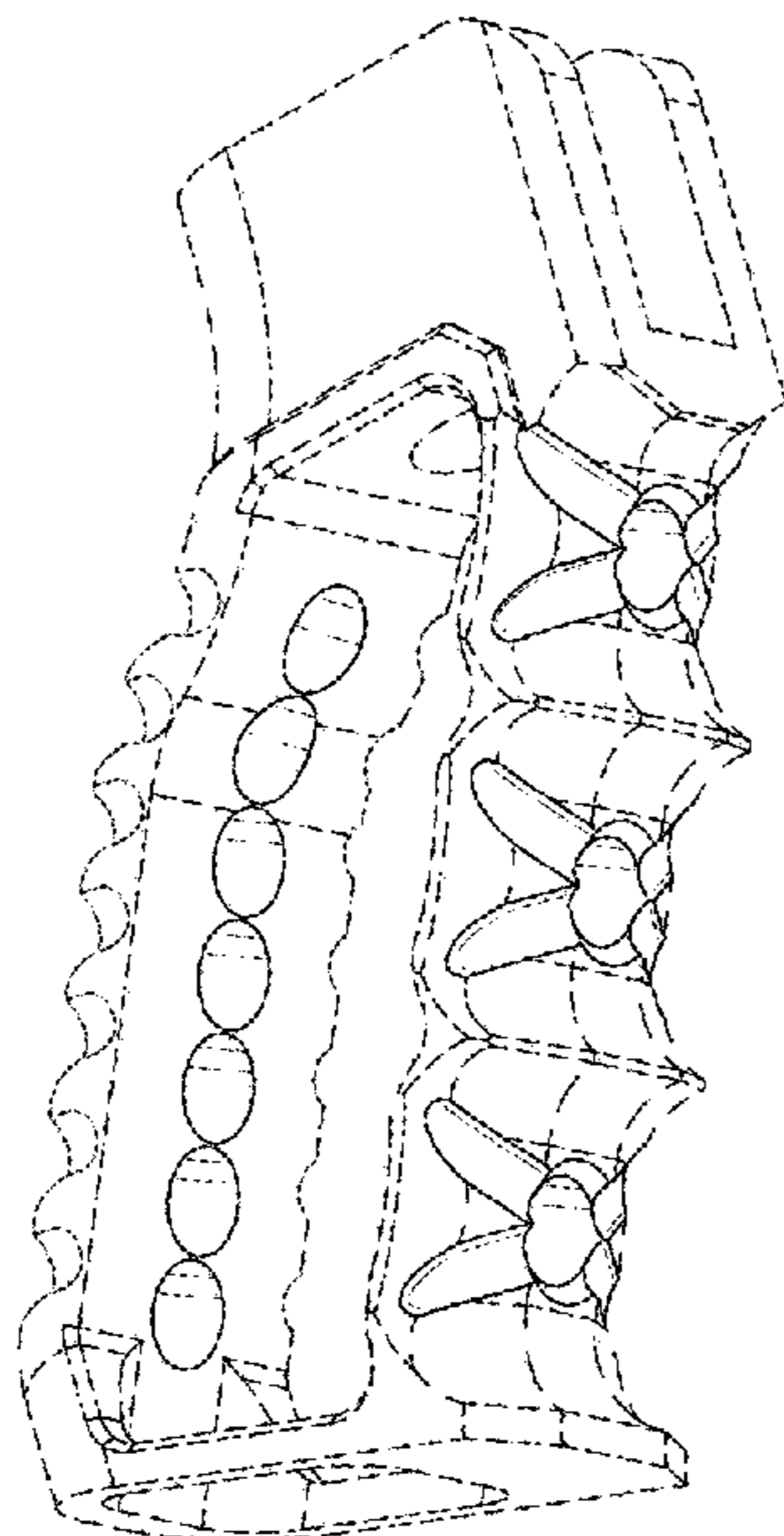
(57) **CLAIM**

The ornamental design for a pistol grip, as shown and described.

DESCRIPTION

FIG. 1 is a bottom perspective view of a pistol grip, showing my new design;
FIG. 2 is a top perspective view thereof;
FIG. 3 is a side perspective view thereof;
FIG. 4 is a front elevated view thereof; and,
FIG. 5 is a top perspective view thereof.
The broken lines disclose unclaimed portions of the pistol grip only and do not form a part of the claimed design.

1 Claim, 2 Drawing Sheets



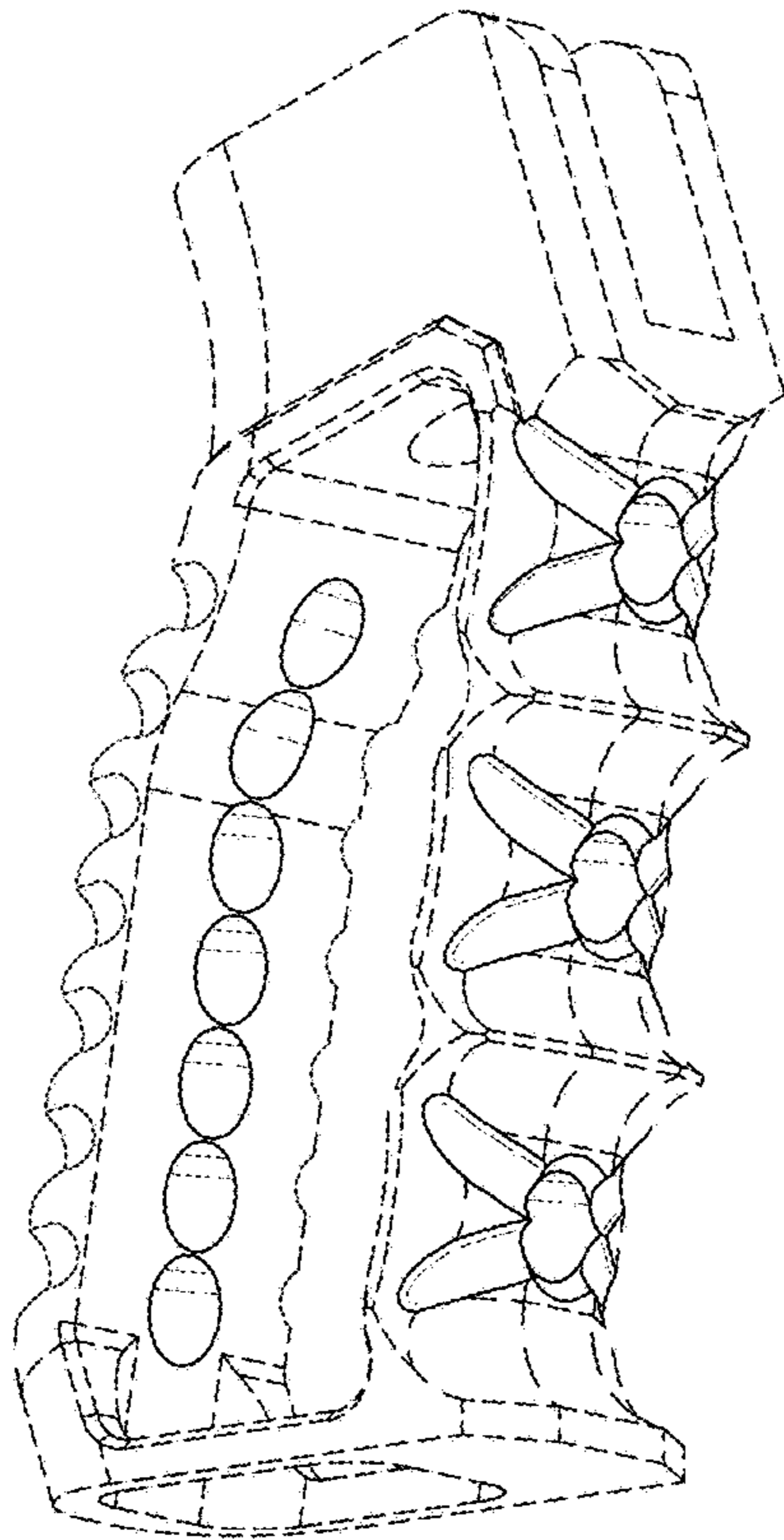


FIG. 1

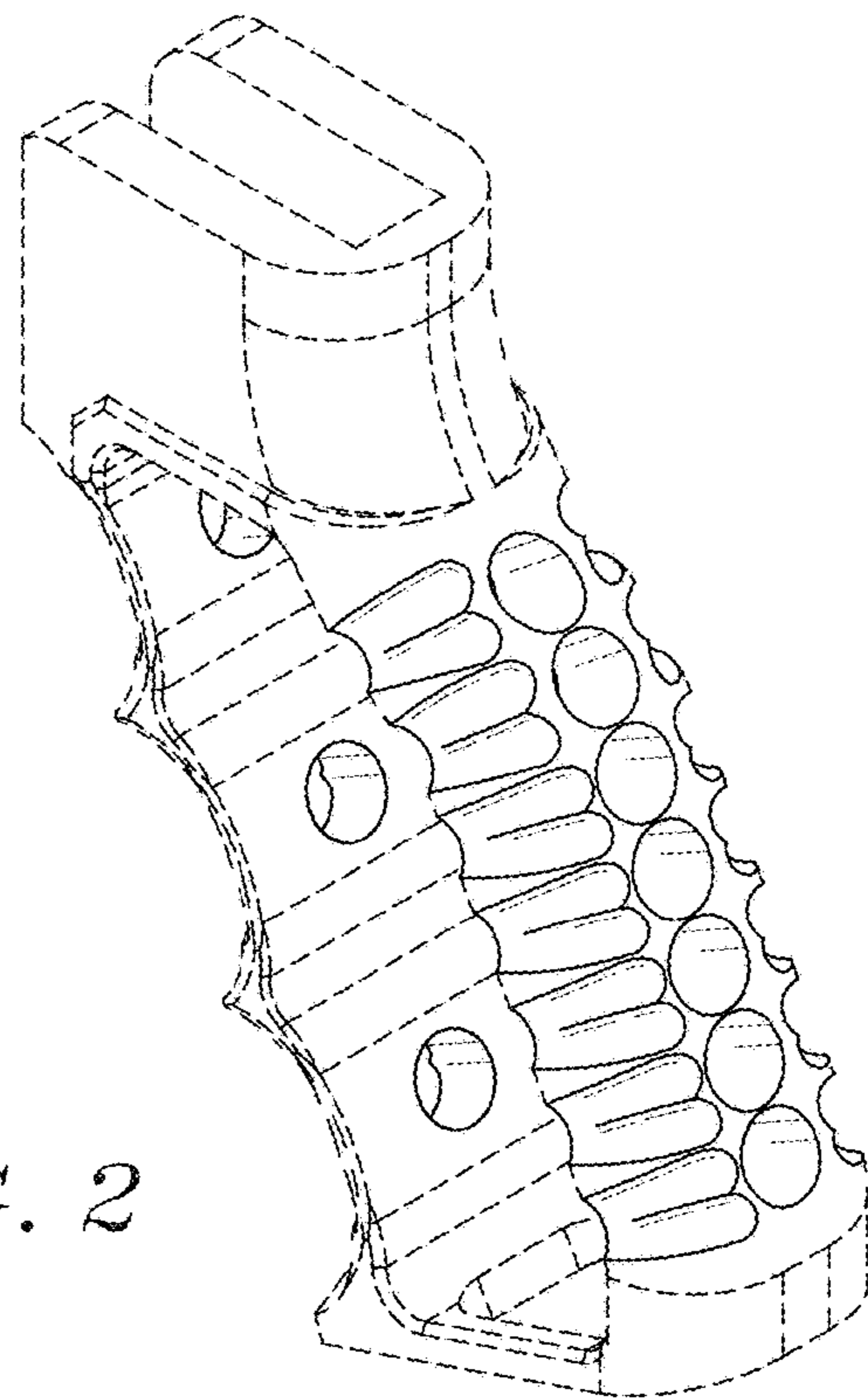


FIG. 2

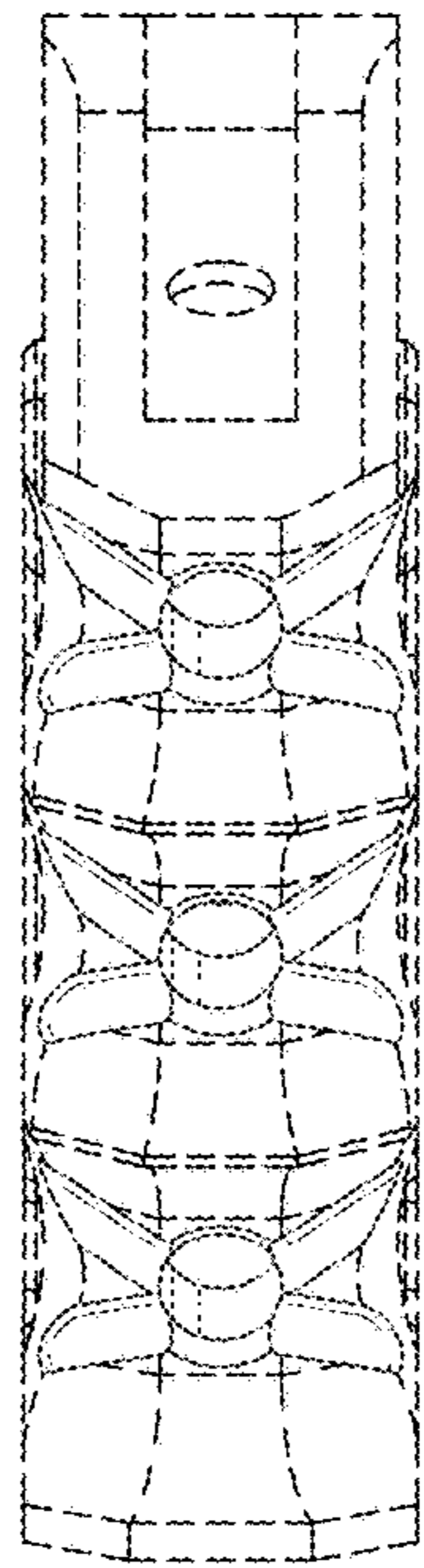


FIG. 4

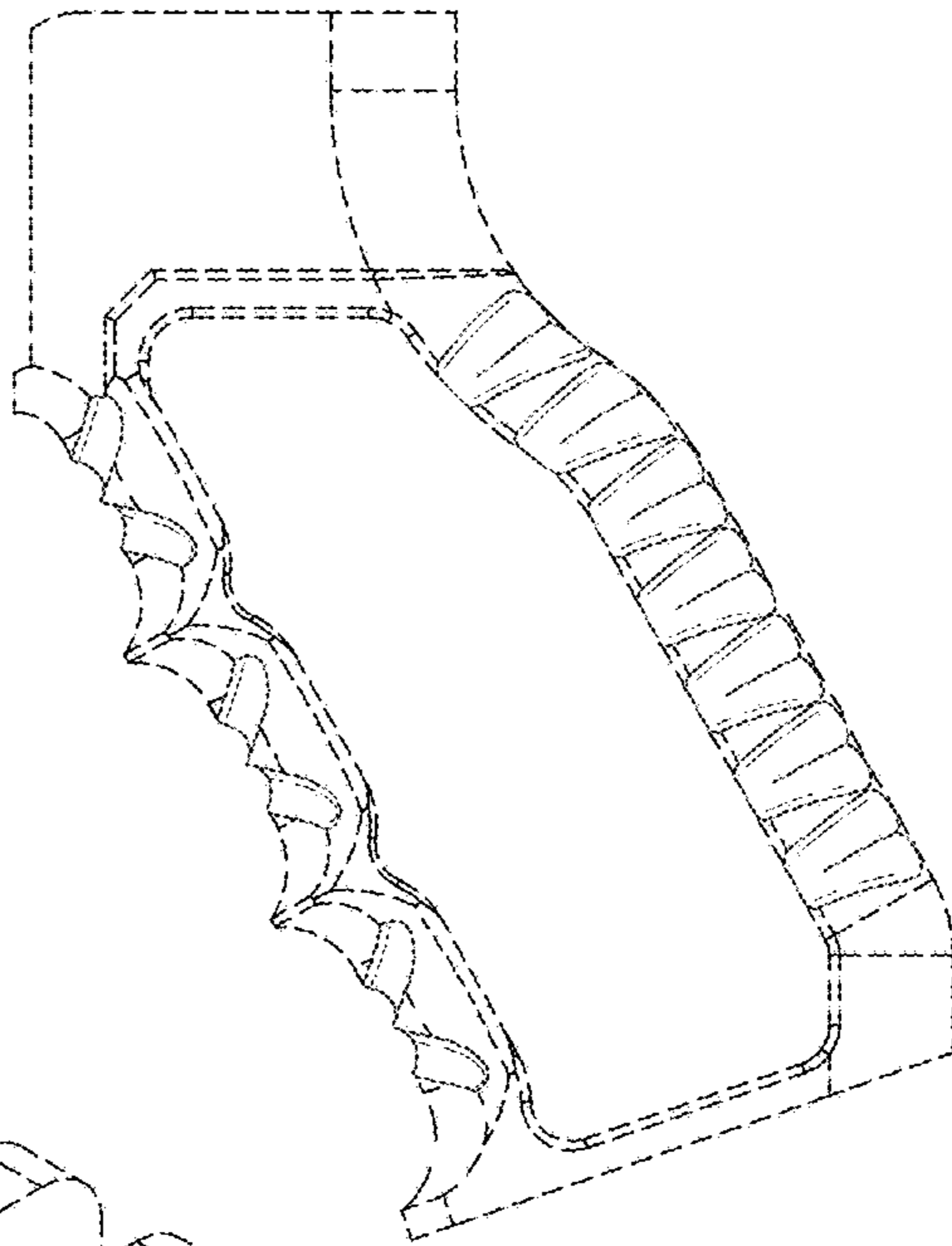


FIG. 3

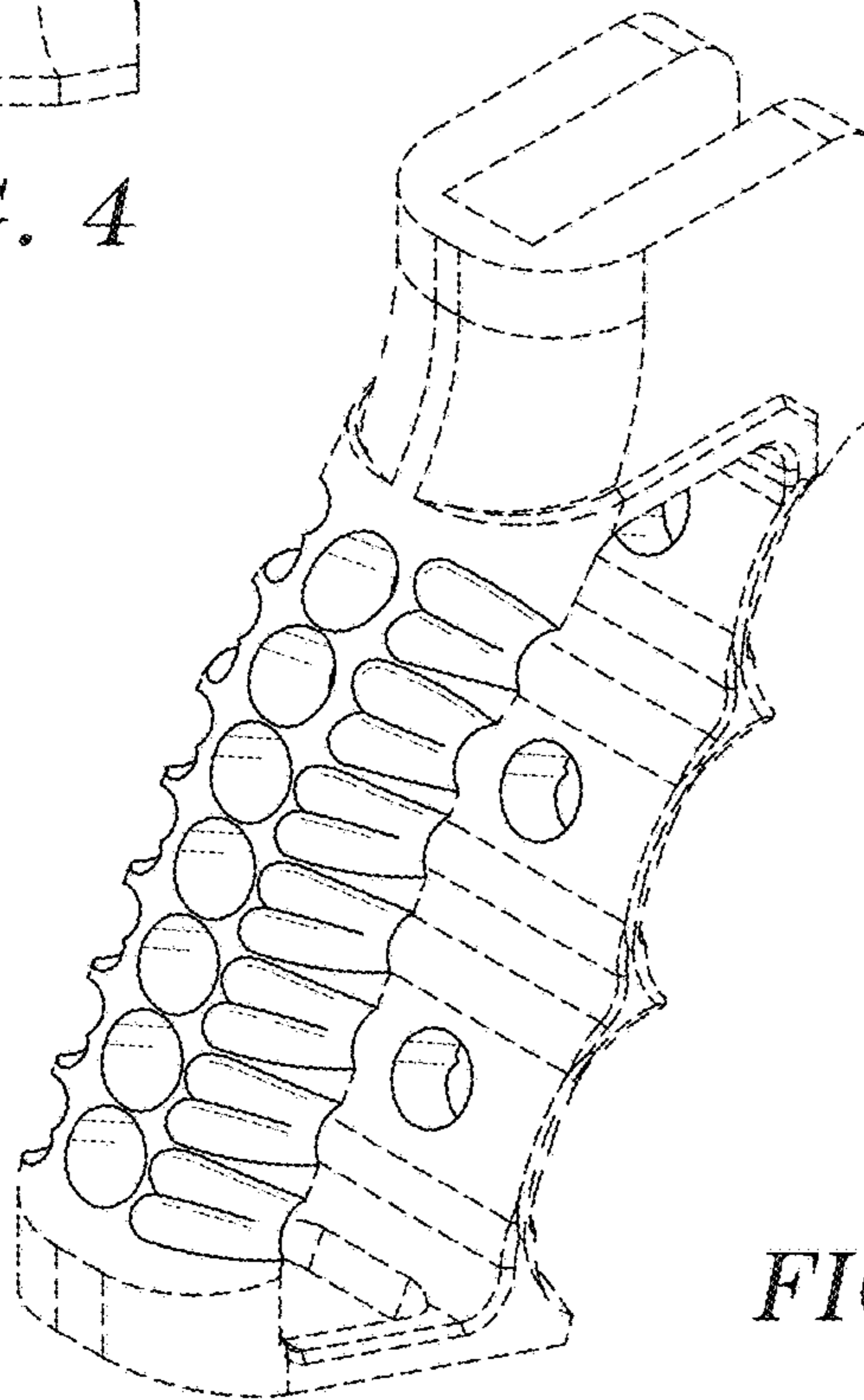


FIG. 5