



US00D861112S

(12) **United States Design Patent**
Lott et al.

(10) **Patent No.:** **US D861,112 S**
(45) **Date of Patent:** **** Sep. 24, 2019**

(54) **CRADLE FOR HOLDING SPORTING DEVICES**

23/18; F41G 1/467; B25B 5/147; B25B 5/16; B25B 5/163; B60R 7/14

See application file for complete search history.

(71) Applicant: **Christopher M. Lott**, Minneapolis, KS (US)

(56) **References Cited**

(72) Inventors: **Christopher M. Lott**, Minneapolis, KS (US); **Terry K. Robins**, Minneapolis, KS (US)

U.S. PATENT DOCUMENTS

(73) Assignee: **2 LOTT'S L.L.C.**, Minneapolis, KS (US)

2,280,005 A 4/1942 Petersen
D154,900 S * 8/1949 Boord D6/520
2,576,286 A 11/1951 Eisenberg
D199,988 S * 1/1965 Kadison 211/85.11

(Continued)

(**) Term: **15 Years**

OTHER PUBLICATIONS

(21) Appl. No.: **29/598,211**

U.S. Appl. No. 15/467,106, Notice of Allowance dated Jul. 3, 2018, 15 pages.

(22) Filed: **Mar. 23, 2017**

Primary Examiner — Catherine A Tuttle

(74) *Attorney, Agent, or Firm* — Lathrop Gage LLP

Related U.S. Application Data

(63) Continuation of application No. 15/467,106, filed on Mar. 23, 2017, now Pat. No. 10,117,427.

(57) **CLAIM**

(51) **LOC (12) Cl.** **22-01**

The ornamental design for a cradle for holding sporting devices, as shown and described.

(52) **U.S. Cl.**

USPC **D22/108**; D22/100; D22/147; D22/199; D3/254; D6/552; D8/71; D8/72; D8/349; D8/354

DESCRIPTION

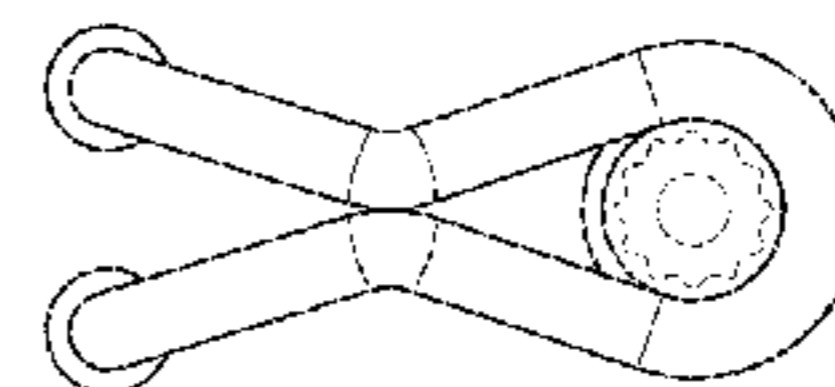
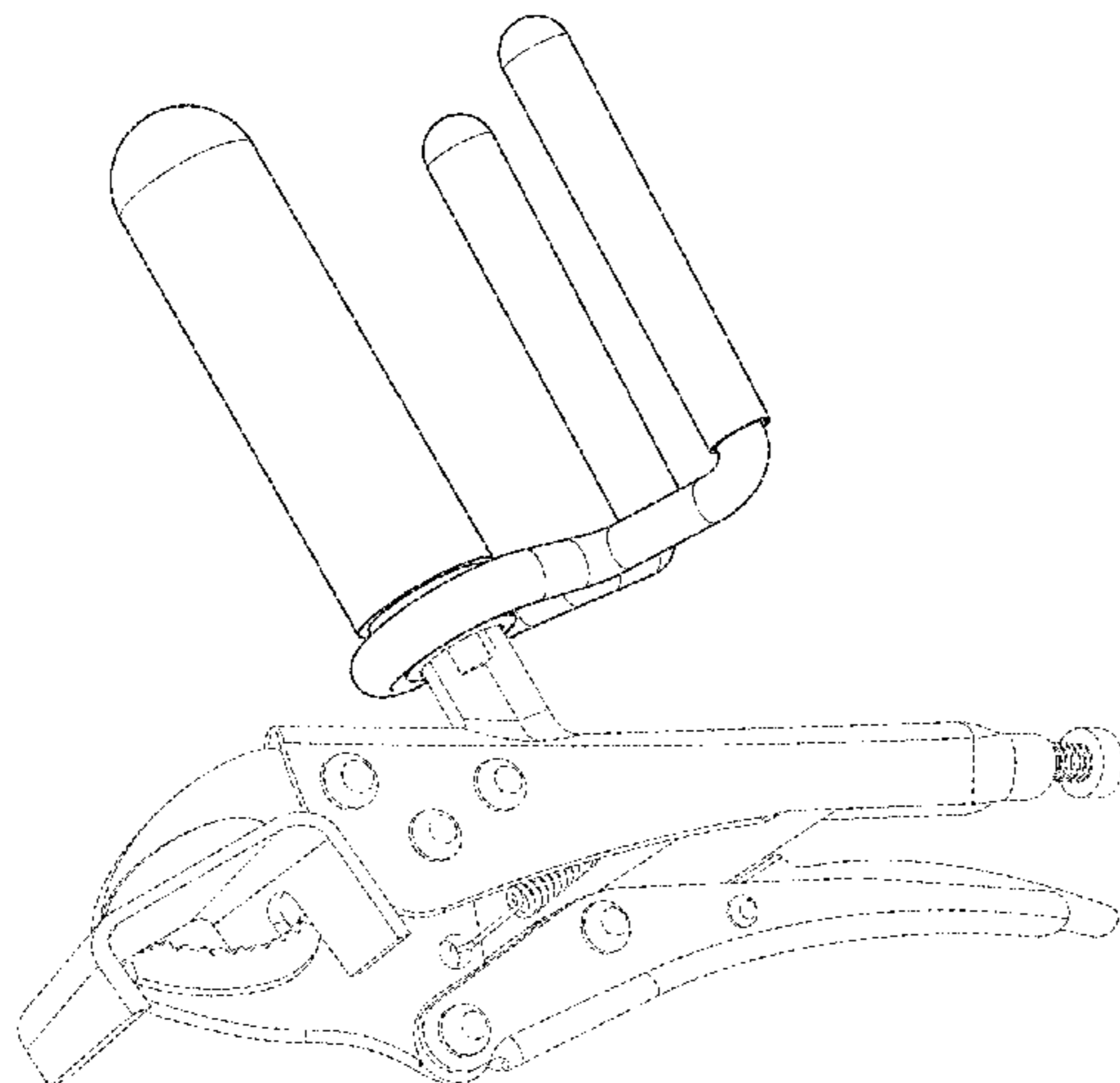
(58) **Field of Classification Search**

USPC D22/107–110, 147, 148, 100–103, 199; D8/349, 354, 355, 356, 360.1, 363, 364, D8/367, 368, 369, 372, 373, 380, 382, D8/394, 70–74; D6/315–328, 678.4, D6/681.1, 682–682.6, 712, 512, 513, D6/518–574; D12/106, 114, 115, 133, D12/162, 400, 406–408, 412, 415, 420, D12/172, 223; D21/698, 715, 796; D3/221, 254–262; 248/682, 309.1, 309.2, 248/316.8; 211/85.7, 64; 124/44.5, 86, 124/88, 89; 42/94; 89/37.04

CPC F41B 5/14; F41B 5/143; F41B 5/1449; F41B 5/1453; F16M 13/02; F16M 13/022; A01M 31/00; A01M 31/02; F41A

FIGS. 1 through 3 are perspective views of a cradle for holding sporting devices showing the new design, with a clamping device shown to illustrate environmental structure. FIG. 4 is another perspective view of the cradle for holding sporting devices shown without the clamping device. FIG. 5 is a side view thereof. FIG. 6 is an opposite side view thereof. FIG. 7 is an end view thereof. FIG. 8 is an opposite end view thereof. FIG. 9 is a top view thereof; and, FIG. 10 is a bottom view thereof. All of the broken lines in the accompanying drawings illustrate environmental structure and form no part of the claimed design.

1 Claim, 5 Drawing Sheets



(56)

References Cited

U.S. PATENT DOCUMENTS

D239,903 S * 5/1976 Donaldson D6/552
 D268,500 S * 4/1983 Kraus D15/140
 4,531,643 A * 7/1985 Bradley F16M 13/00
 211/64
 D296,058 S * 6/1988 Pirrone D6/521
 4,913,391 A * 4/1990 Klipp F41A 23/02
 248/214
 D334,359 S * 3/1993 Welcher, Jr. D12/115
 5,632,262 A 5/1997 Hanson
 5,678,528 A 10/1997 Hadley
 5,775,658 A 7/1998 Englehardt
 D422,333 S * 4/2000 Foster D22/100
 D461,519 S * 8/2002 Monteer D22/108
 6,626,070 B2 9/2003 Peperkorn et al.
 6,663,059 B1 * 12/2003 Warren A01M 31/02
 124/86

6,938,615 B1 * 9/2005 Walker F41B 5/143
 124/44.5
 D605,246 S * 12/2009 Hobbs D22/108
 D612,159 S * 3/2010 Lehr D6/328
 D628,875 S * 12/2010 Padilla D8/356
 D676,515 S * 2/2013 Mosteller D22/107
 8,534,491 B1 * 9/2013 Stocker B65D 1/34
 220/23.89
 D714,414 S * 9/2014 Wright, III D22/107
 D714,415 S * 9/2014 Wright, III D22/107
 8,998,007 B1 * 4/2015 Grossmann A47B 81/005
 211/85.7
 9,097,499 B2 8/2015 Goehring, III et al.
 D747,167 S * 1/2016 Harkin D8/72
 D837,039 S * 1/2019 Angus D8/356
 2005/0035249 A1 * 2/2005 Busuito A01K 97/10
 248/215
 2012/0216657 A1 8/2012 Marks et al.

* cited by examiner

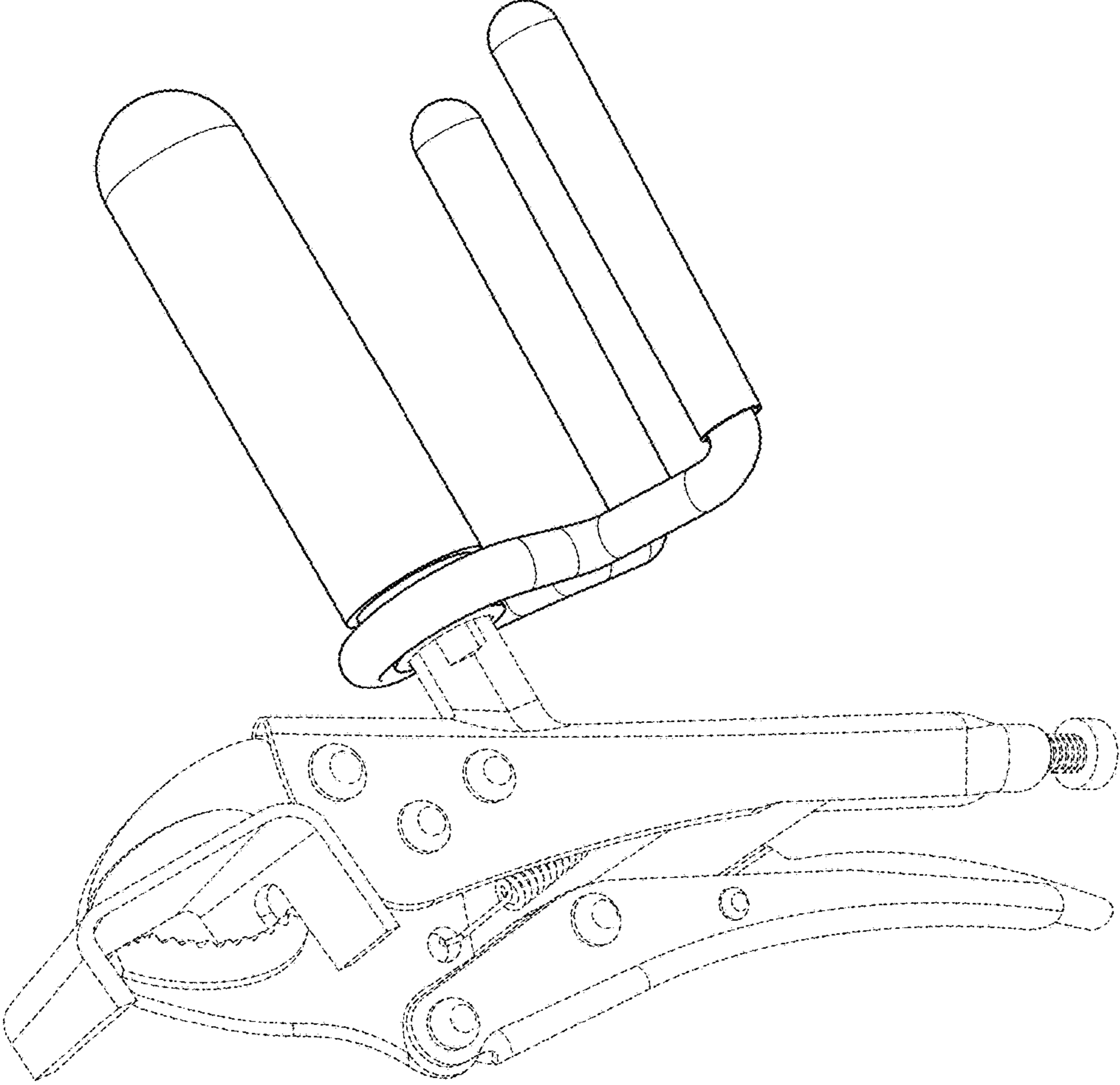


FIG. 1

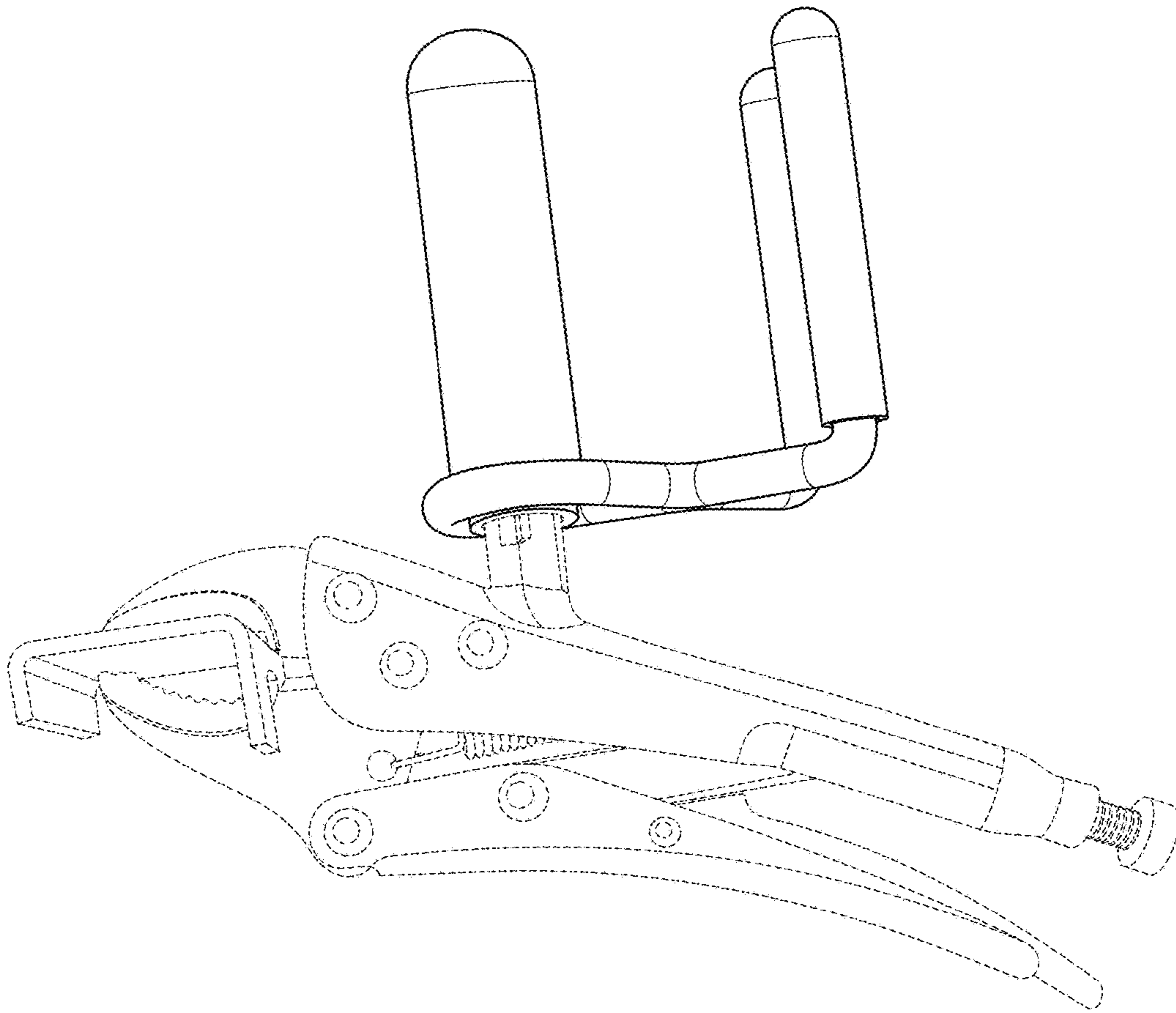


FIG. 2

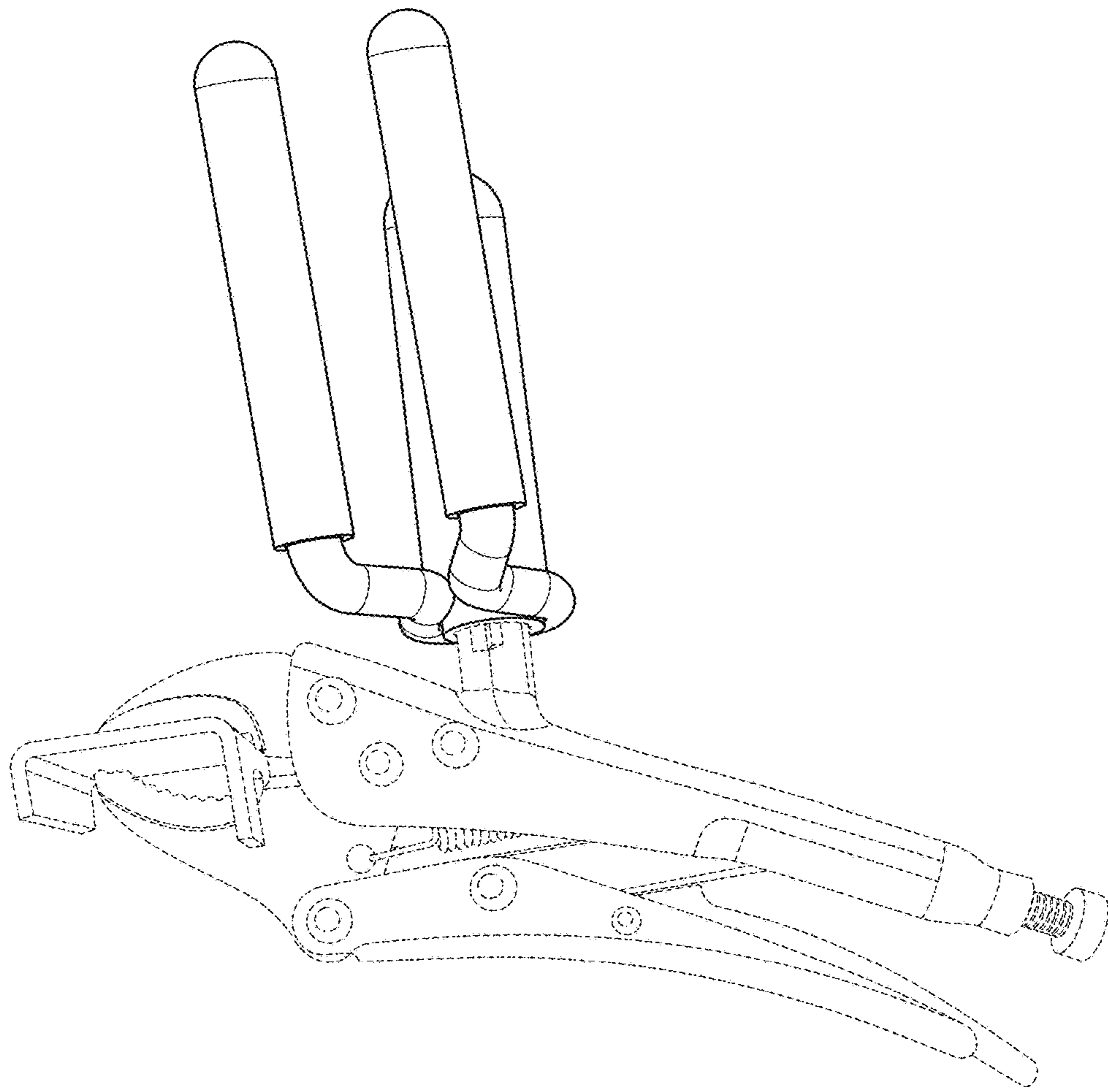


FIG. 3

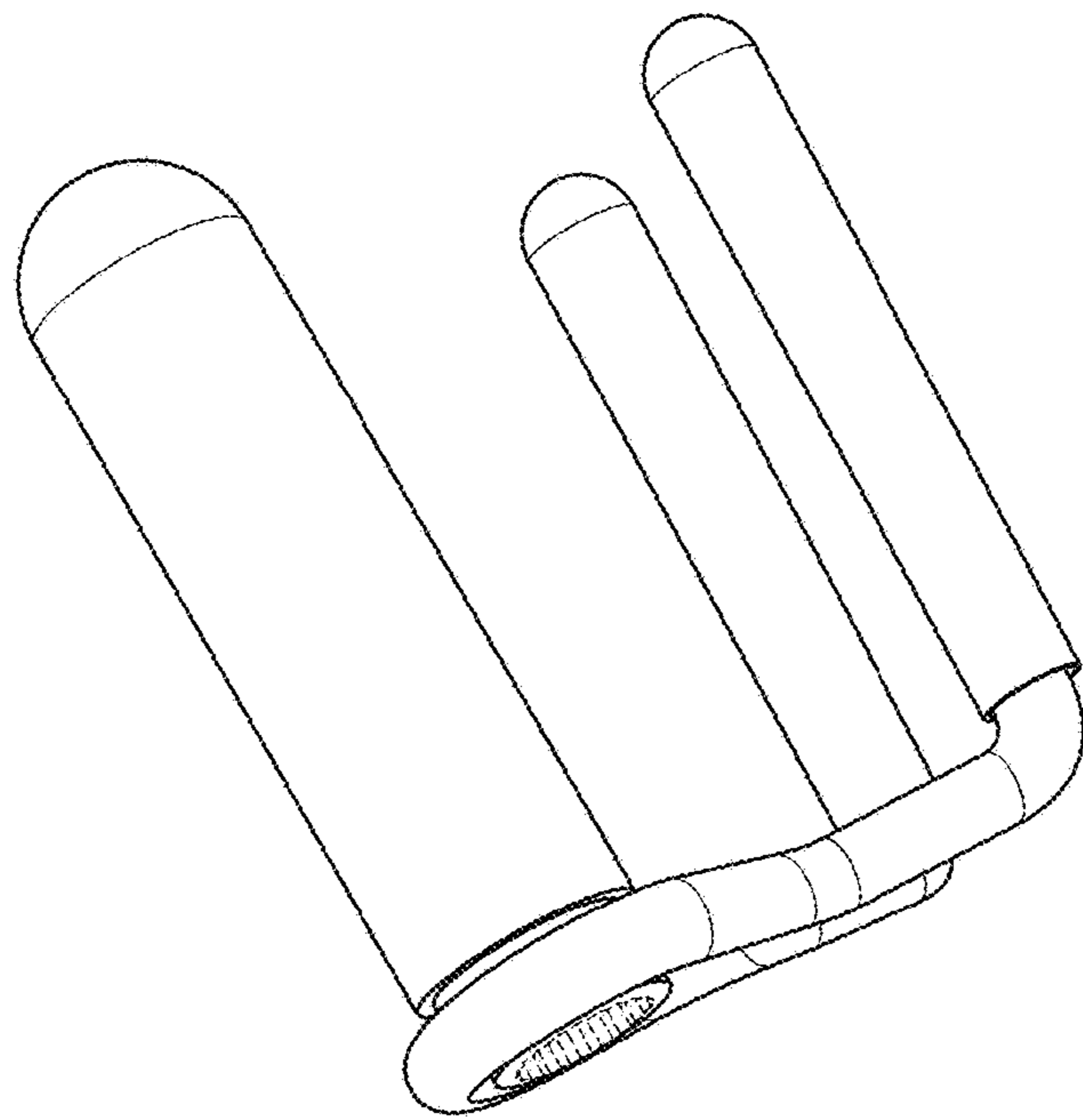


FIG. 4

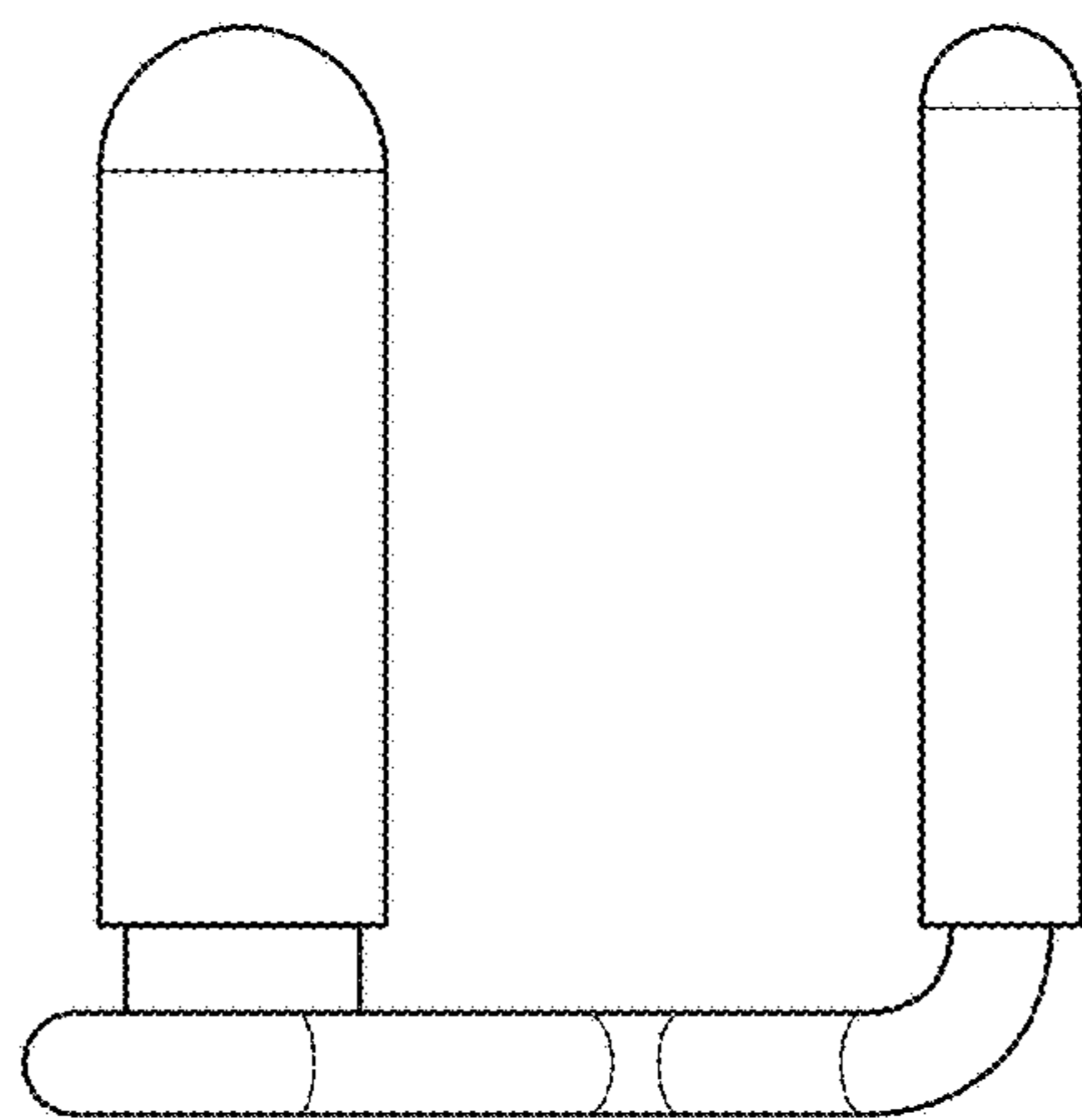


FIG. 5

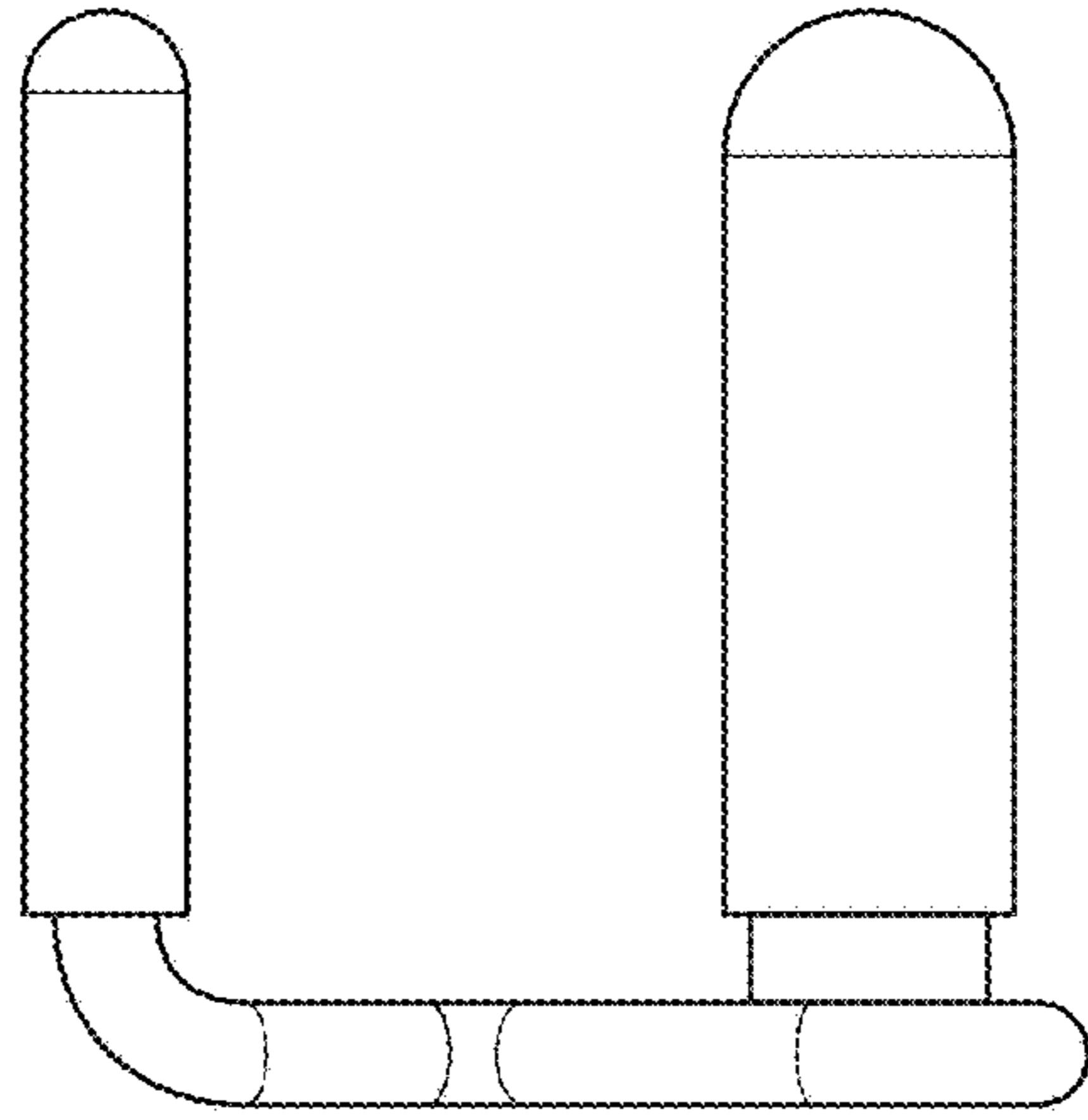


FIG. 6




FIG. 7




FIG. 8

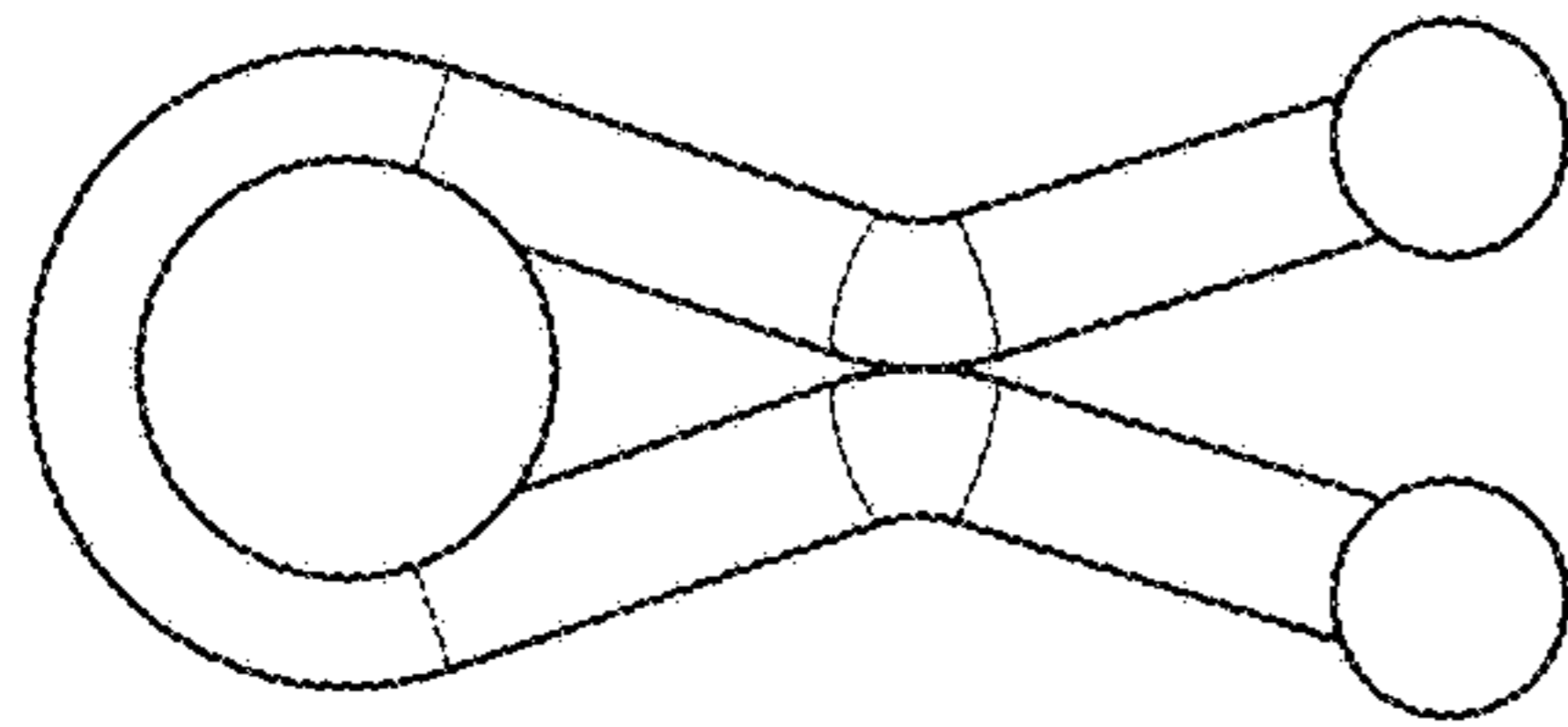


FIG. 9

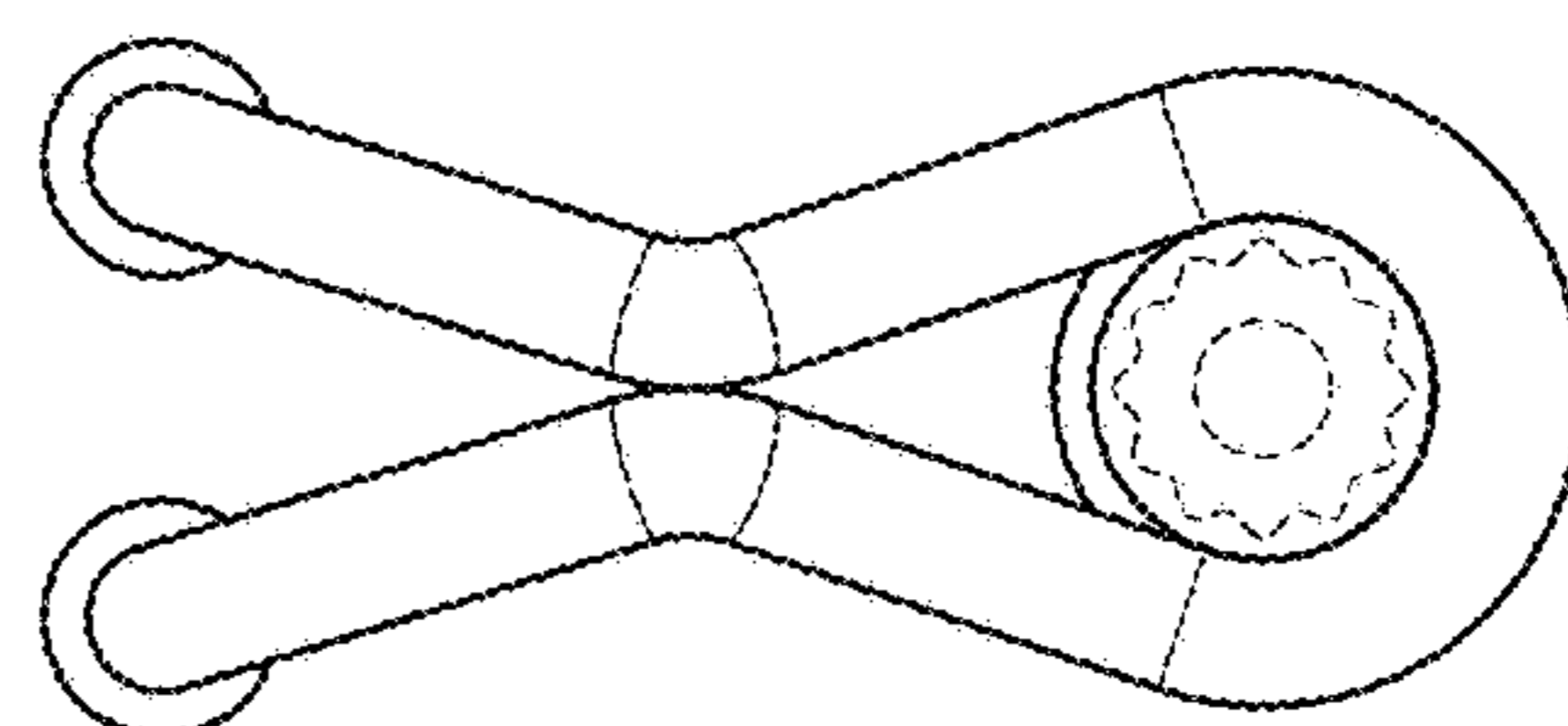


FIG. 10