



US00D861098S

(12) **United States Design Patent** (10) **Patent No.:** **US D861,098 S**  
**Asatsuma** (45) **Date of Patent:** **\*\* Sep. 24, 2019**

(54) **GOLF CLUB HEAD**  
(71) Applicant: **SUMITOMO RUBBER INDUSTRIES, LTD.**, Kobe-shi, Hyogo (JP)

D583,433 S *	12/2008	Oldknow	.....	D21/759
D741,429 S *	10/2015	Asatsuma	.....	D21/759
D751,659 S *	3/2016	Dolezel	.....	D21/759
D754,270 S *	4/2016	Dolezel	.....	D21/759
D810,217 S *	2/2018	Long	.....	D21/759
D813,967 S *	3/2018	Ripp	.....	D21/759
D835,739 S *	12/2018	Long	.....	D21/759

(72) Inventor: **Hajime Asatsuma**, Kobe (JP)  
(73) Assignee: **SUMITOMO RUBBER INDUSTRIES, LTD.**, Kobe-Shi, Hyogo (JP)

(\*\*) Term: **15 Years**

(21) Appl. No.: **29/657,463**  
(22) Filed: **Jul. 23, 2018**

(30) **Foreign Application Priority Data**  
Feb. 8, 2018 (JP) ..... 2018-002583

(51) **LOC (12) Cl.** ..... **21-02**  
(52) **U.S. Cl.**  
USPC ..... **D21/759**

(58) **Field of Classification Search**  
USPC ..... D21/747-751, 759  
CPC ..... A63B 53/00; A63B 53/02; A63B 53/04;  
A63B 53/047; A63B 53/0475; A63B  
2053/0479; A63B 2053/0483; A63B  
2053/0445; A63B 60/00; A63B 60/46  
See application file for complete search history.

(56) **References Cited**  
U.S. PATENT DOCUMENTS  
D404,783 S \* 1/1999 Best ..... D21/747  
D574,914 S \* 8/2008 Oldknow ..... D21/759  
D577,399 S \* 9/2008 Oldknow ..... D21/759

**OTHER PUBLICATIONS**

Japanese Notification of Reasons for Refusal for Japanese Application No. 2018-002583, dated Aug. 28, 2018, with English translation.

\* cited by examiner

*Primary Examiner* — Mitchell I. Siegel  
(74) *Attorney, Agent, or Firm* — Birch, Stewart, Kolasch & Birch, LLP

(57) **CLAIM**  
The ornamental design for a golf club head, as shown and described.

**DESCRIPTION**

FIG. 1 is a perspective view of a golf club head showing our new design;  
FIG. 2 is a front view thereof;  
FIG. 3 is a back view thereof;  
FIG. 4 is a top view thereof;  
FIG. 5 is a bottom view thereof;  
FIG. 6 is a right view thereof;  
FIG. 7 is a left view thereof; and,  
FIG. 8 is an enlarged cross-sectional view taken on line 8-8 of FIG. 3.  
The broken lines shown in the figures are included for the purpose of illustrating unclaimed subject matter and forms no part of the claimed design.

**1 Claim, 4 Drawing Sheets**




Fig.1




Fig.2



Fig.3

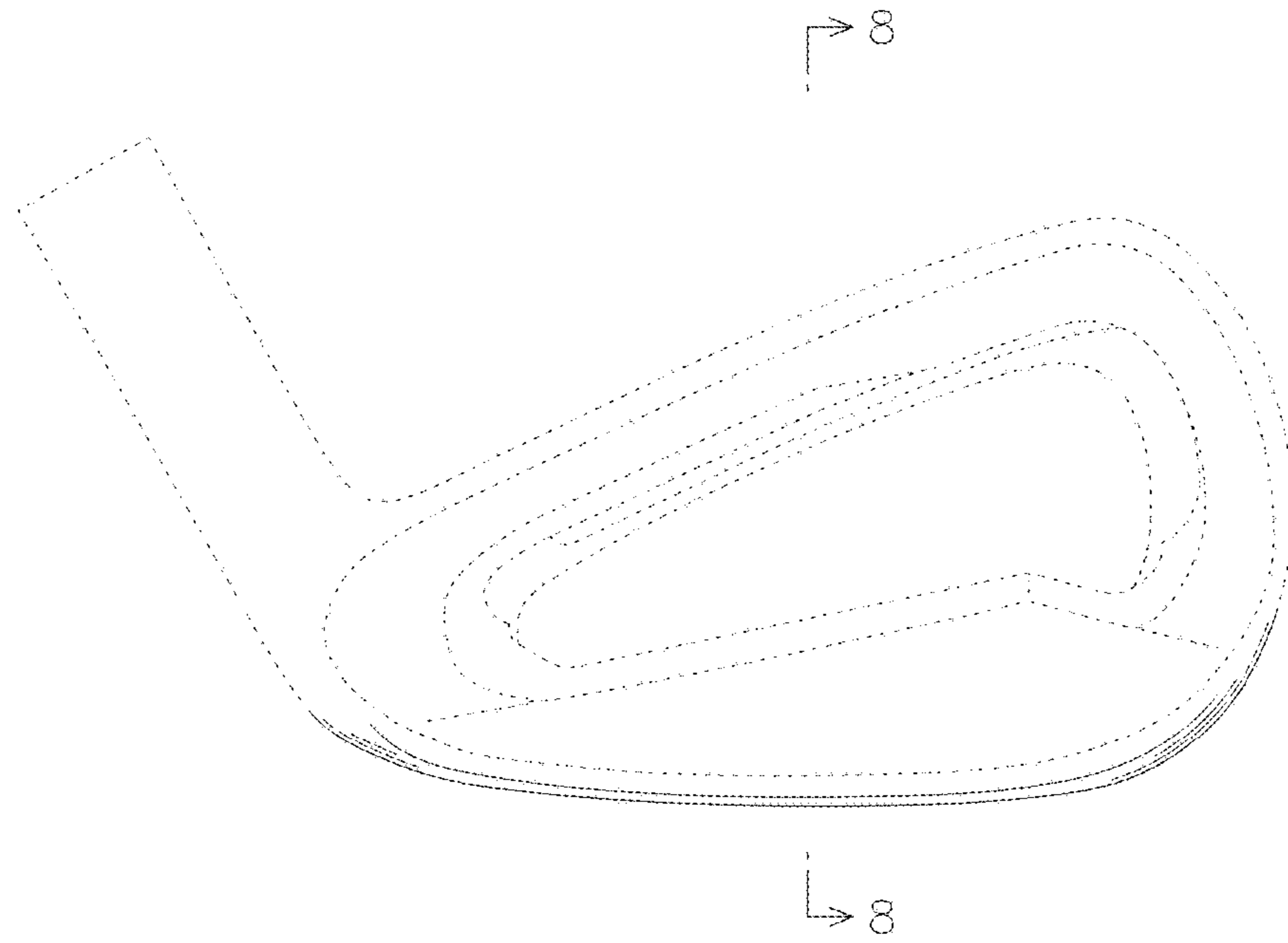


Fig.4

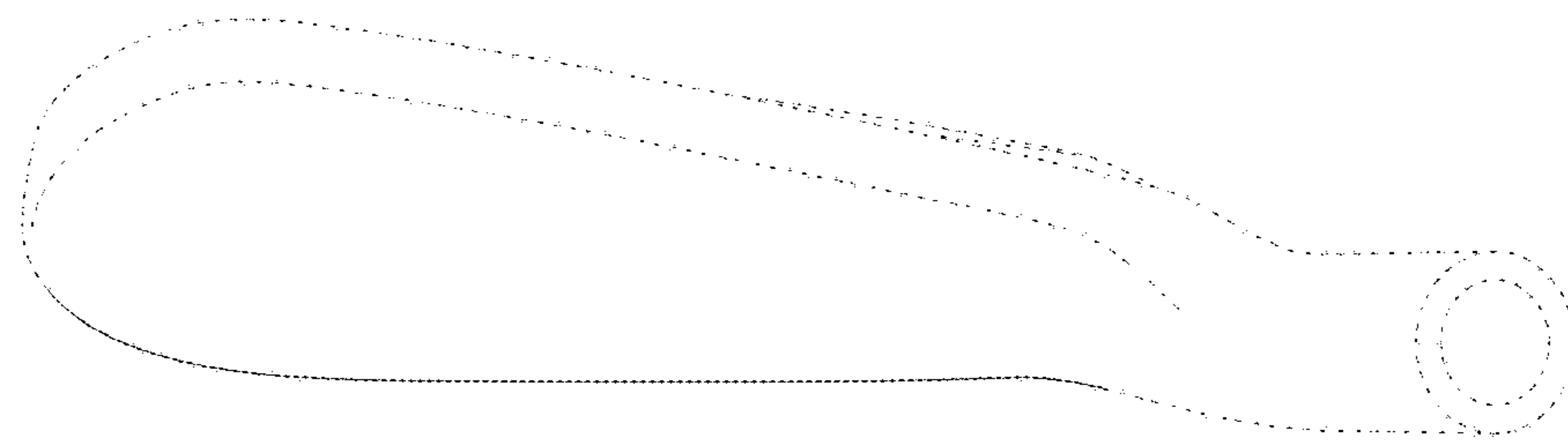


Fig.5

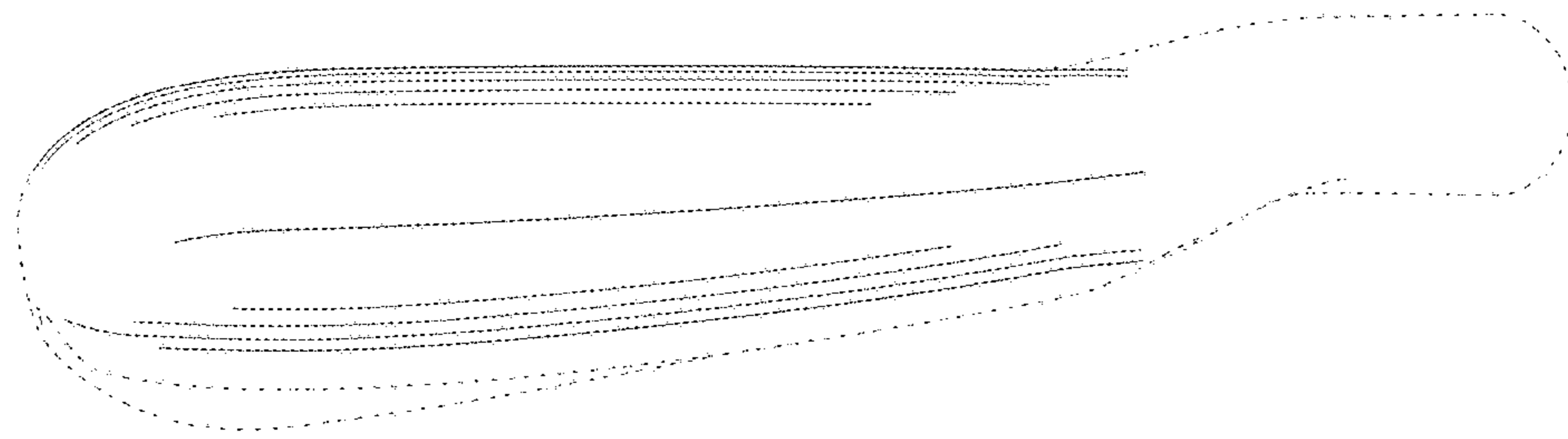


Fig.6




Fig.7

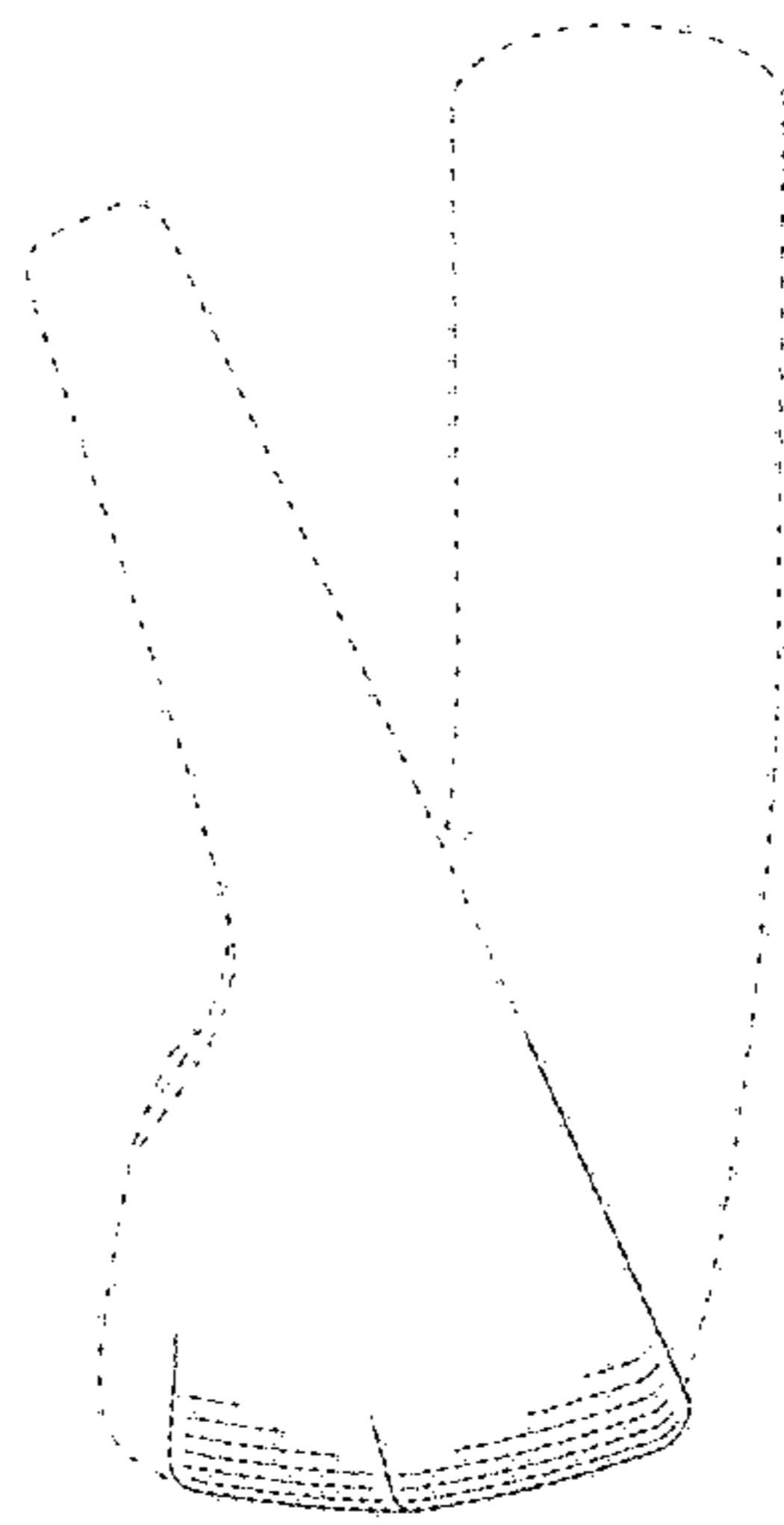


Fig.8

