



US00D861095S

(12) **United States Design Patent** (10) **Patent No.:** **US D861,095 S**  
**Wolfe** (45) **Date of Patent:** **\*\* Sep. 24, 2019**

(54) **GOLF CLUB HEAD**  
(71) Applicant: **Acushnet Company**, Fairhaven, MA (US)  
(72) Inventor: **Kevin Wolfe**, San Marcos, CA (US)  
(73) Assignee: **Acushnet Company**, Fairhaven, MA (US)  
(\*\*) Term: **15 Years**  
(21) Appl. No.: **29/653,190**  
(22) Filed: **Jun. 13, 2018**  
(51) **LOC (12) Cl.** ..... **21-02**  
(52) **U.S. Cl.**  
USPC ..... **D21/759**  
(58) **Field of Classification Search**  
USPC ..... D21/747-751, 759  
CPC ..... A63B 53/00; A63B 53/02; A63B 53/04;  
A63B 53/047; A63B 53/0475; A63B  
2053/0479; A63B 2053/0483; A63B  
2053/0445; A63B 60/00; A63B 60/46  
See application file for complete search history.

(56) **References Cited**  
U.S. PATENT DOCUMENTS  
D115,216 S \* 6/1939 Newsome ..... D21/748  
D115,217 S \* 6/1939 Newsome ..... D21/747  
D300,547 S \* 4/1989 Kobayashi ..... D21/748  
D362,887 S \* 10/1995 Blough ..... D21/747  
D368,753 S \* 4/1996 Blough ..... D21/750  
D389,541 S \* 1/1998 Huan-Chiang ..... D21/750  
D426,276 S \* 6/2000 Besnard ..... D21/747  
D428,087 S \* 7/2000 Simmons ..... D21/747  
D448,438 S \* 9/2001 Toyota ..... D21/747  
D468,382 S \* 1/2003 Wahl ..... D21/747  
D469,832 S \* 2/2003 Bode ..... D21/747  
D476,048 S \* 6/2003 Cleveland ..... D21/747  
D479,568 S \* 9/2003 Rodgers ..... D21/747

6,719,642 B2 \* 4/2004 Wahl ..... A63B 53/04  
473/291  
D517,626 S \* 3/2006 Gilbert ..... D21/747  
D521,095 S \* 5/2006 Nagai ..... D21/759  
D580,506 S \* 11/2008 Chick ..... D21/759  
D584,371 S \* 1/2009 Chick ..... D21/759  
D606,607 S \* 12/2009 Cooper ..... D21/759  
D659,784 S \* 5/2012 Dolezel ..... D21/759  
D702,787 S \* 4/2014 Engel ..... D21/759  
D762,792 S \* 8/2016 Oliveira ..... D21/747  
D767,066 S \* 9/2016 Asazuma ..... D21/759  
D773,574 S \* 12/2016 Oliveira ..... D21/747  
D829,837 S \* 10/2018 Wolfe ..... D21/747  
D835,735 S \* 12/2018 Chun ..... D21/747

(Continued)

**OTHER PUBLICATIONS**

U.S. Appl. No. 29/636,893, filed Feb. 12, 2018, Kevin Wolfe.

*Primary Examiner* — Mitchell I. Siegel  
(74) *Attorney, Agent, or Firm* — Randy K. Chang

(57) **CLAIM**

The ornamental design for a golf club head, as shown and described.

**DESCRIPTION**

FIG. 1 is a perspective back view of a new golf club head design;

FIG. 2 is a back side view thereof;

FIG. 3 is a front side view thereof;

FIG. 4 is a top side view thereof;

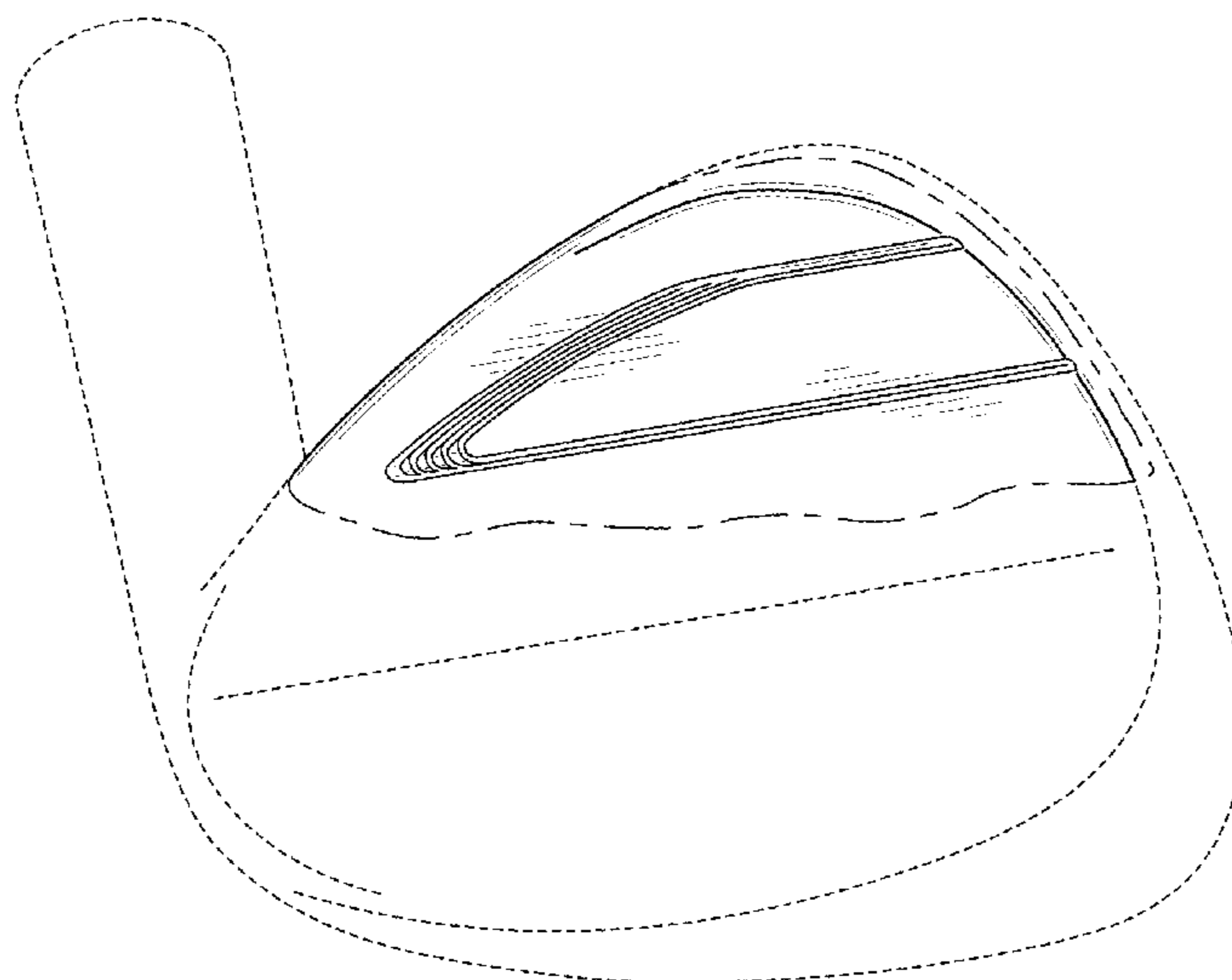
FIG. 5 is a bottom sole side view thereof;

FIG. 6 is a heel side view thereof; and,

FIG. 7 is a toe side view thereof.

The broken lines representing the unclaimed portions of the golf club head and hosel are presented here for the purpose of illustration, and form no part of the design. The dash-dot broken lines on the drawings are representative of boundary lines and form no part of the claimed design.

**1 Claim, 6 Drawing Sheets**



(56)

**References Cited**

U.S. PATENT DOCUMENTS

D835,736 S \* 12/2018 Chun ..... D21/747  
D846,054 S \* 4/2019 Becktor ..... D21/759

\* cited by examiner




FIG. 1

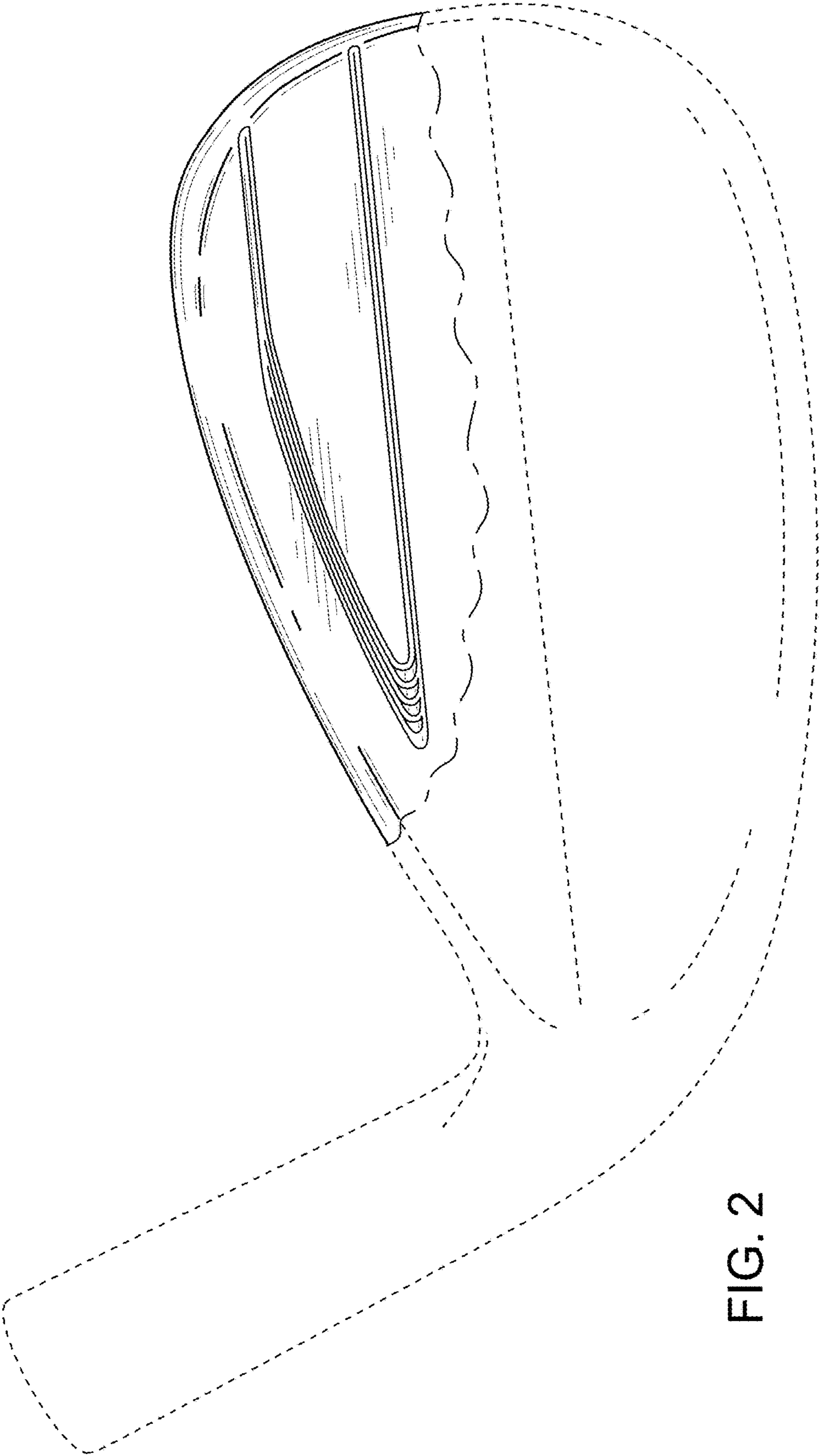


FIG. 2

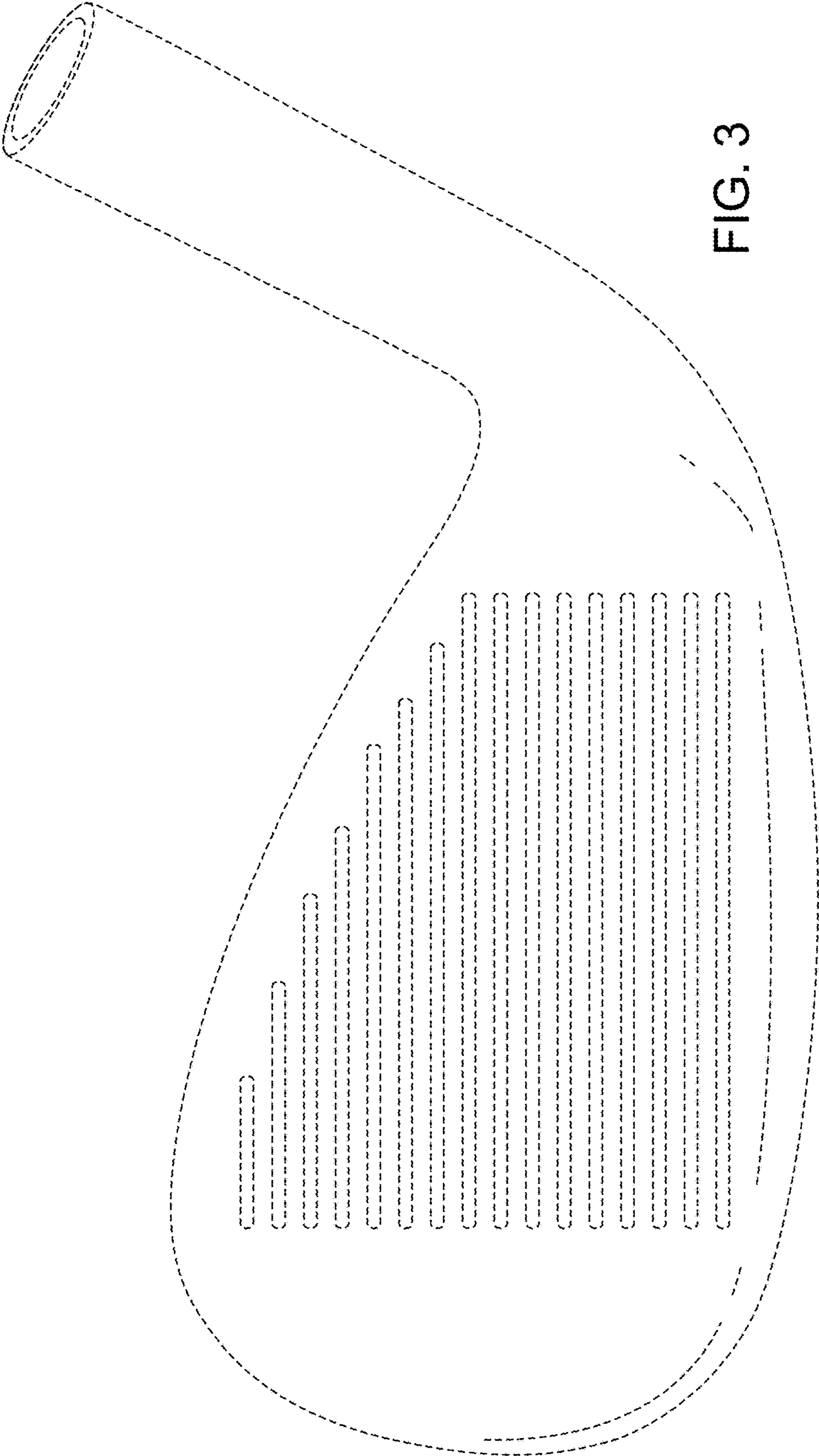


FIG. 3

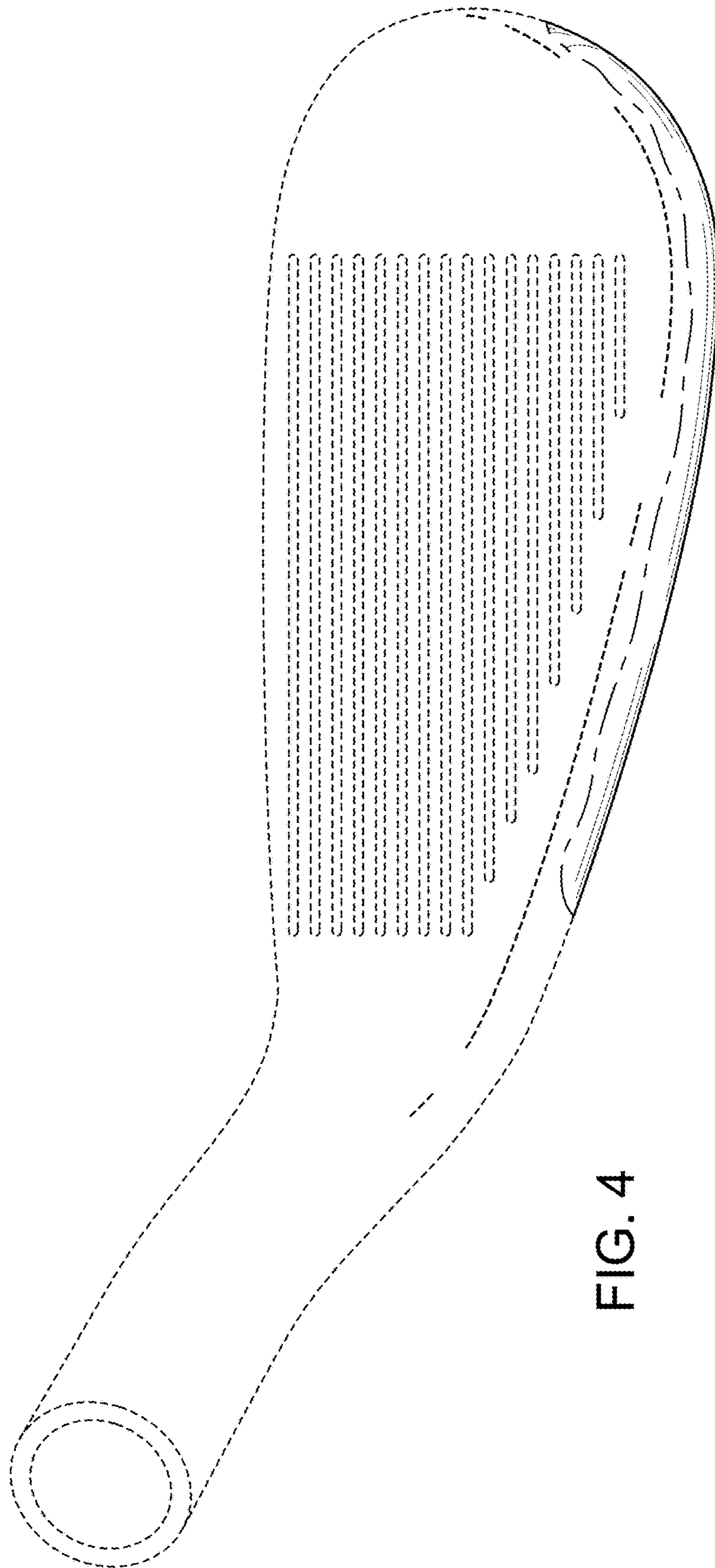


FIG. 4

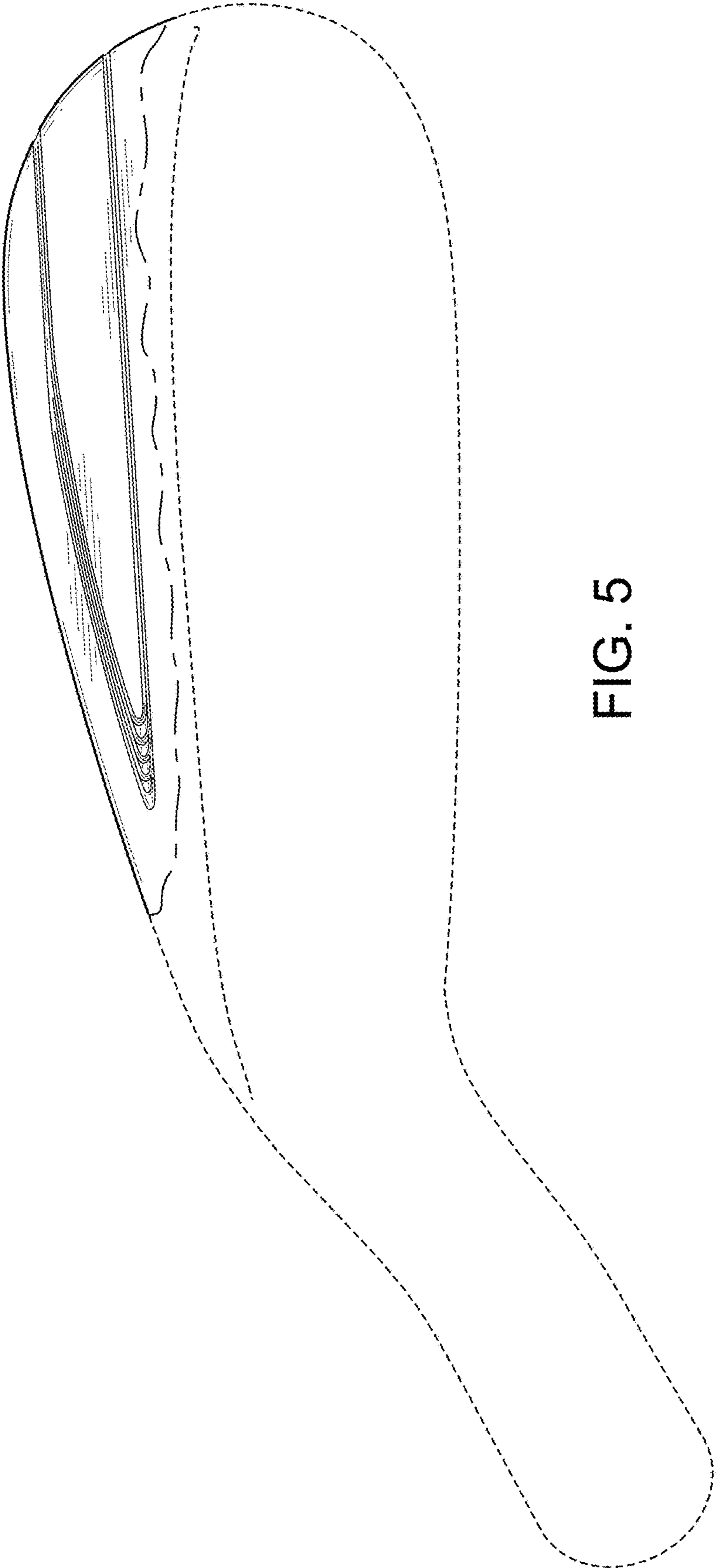


FIG. 5

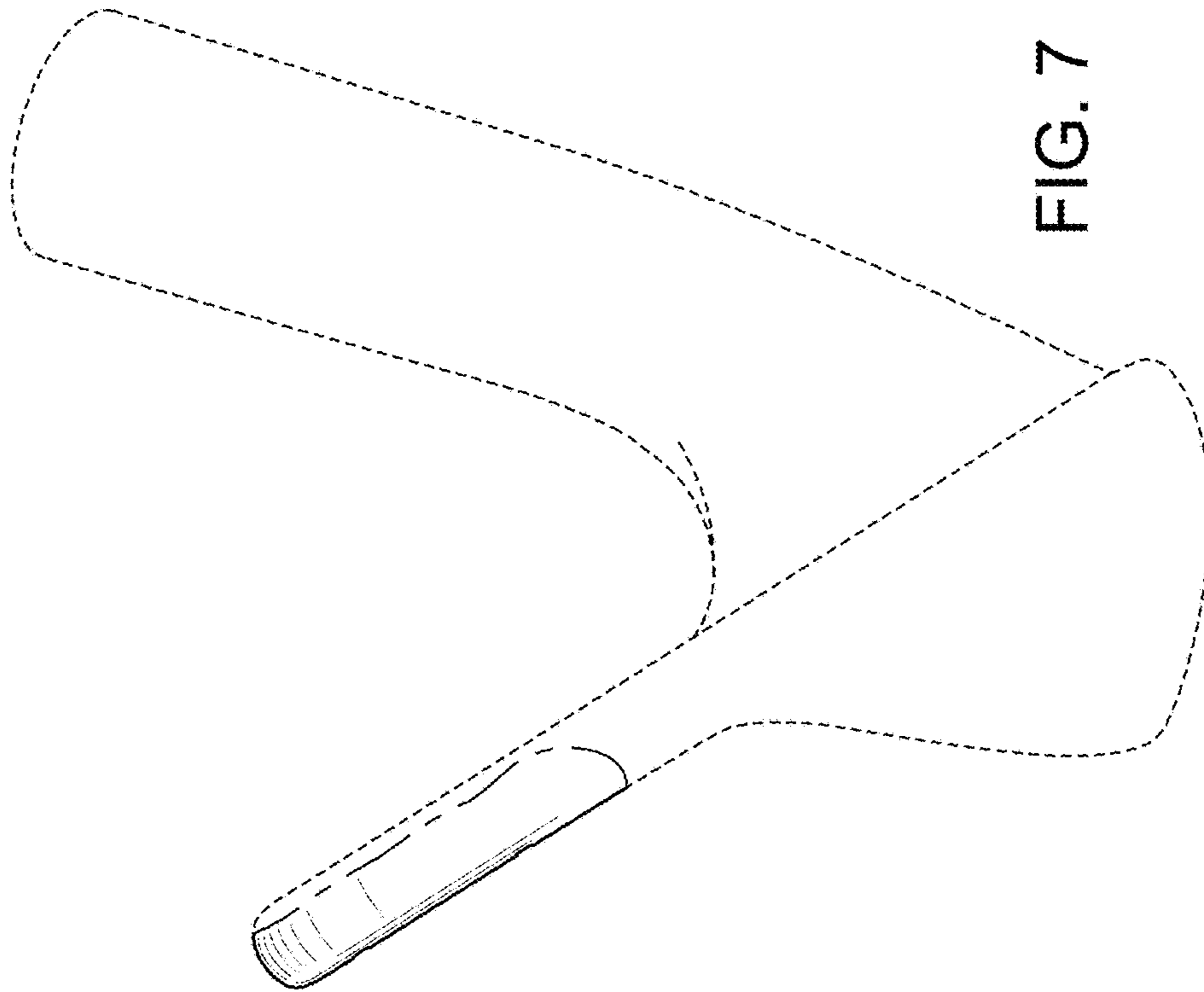


FIG. 7

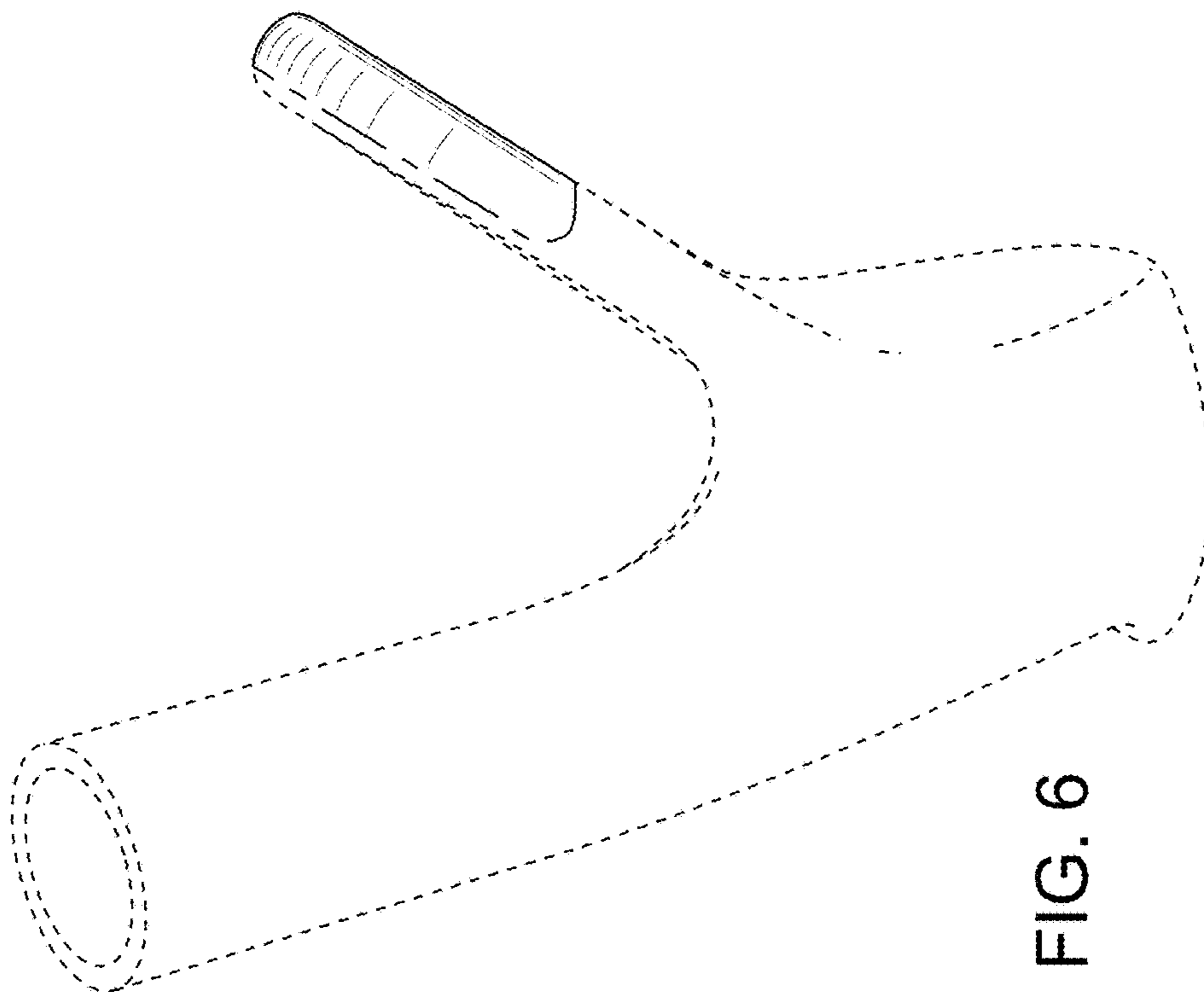


FIG. 6