



US00D861094S

(12) **United States Design Patent** (10) **Patent No.:** **US D861,094 S**  
**Wolfe** (45) **Date of Patent:** **\*\* Sep. 24, 2019**

(54) **GOLF CLUB HEAD**  
(71) Applicant: **Acushnet Company**, Fairhaven, MA (US)  
(72) Inventor: **Kevin Wolfe**, Fallbrook, CA (US)  
(73) Assignee: **Acushnet Company**, Fairhaven, MA (US)  
(\*\*) Term: **15 Years**  
(21) Appl. No.: **29/636,893**  
(22) Filed: **Feb. 12, 2018**  
(51) **LOC (12) Cl.** ..... **21-02**  
(52) **U.S. Cl.**  
USPC ..... **D21/759**  
(58) **Field of Classification Search**  
USPC ..... D21/747-751, 759  
CPC ..... A63B 53/00; A63B 53/02; A63B 53/04;  
A63B 53/047; A63B 53/0475; A63B  
2053/0479; A63B 2053/0483; A63B  
2053/0445; A63B 60/00; A63B 60/46  
See application file for complete search history.

(56) **References Cited**  
U.S. PATENT DOCUMENTS  
D337,143 S \* 7/1993 Lo ..... D21/750  
D362,884 S \* 10/1995 Blough ..... D21/750  
D362,885 S \* 10/1995 Blough ..... D21/747  
D362,887 S \* 10/1995 Blough ..... D21/747  
D364,435 S \* 11/1995 Wood ..... D21/750

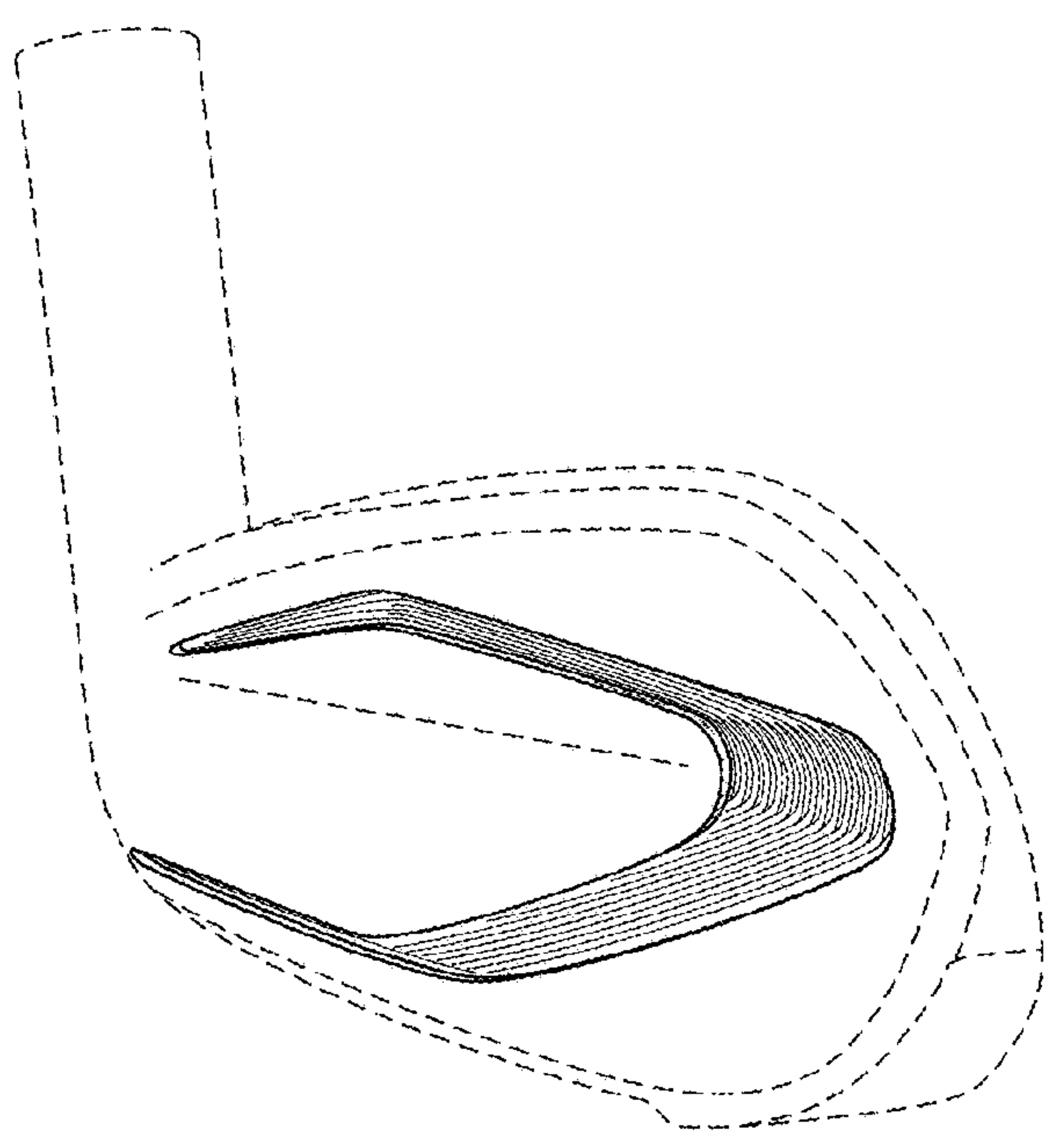
D368,753 S \* 4/1996 Blough ..... D21/750  
D370,514 S \* 6/1996 Blough ..... D21/750  
D521,095 S \* 5/2006 Nagai ..... D21/759  
D572,327 S \* 7/2008 Diaz ..... D21/759  
D572,328 S \* 7/2008 Diaz ..... D21/759  
D709,576 S \* 7/2014 Oldknow ..... D21/759  
D762,795 S \* 8/2016 Oldknow ..... D21/759  
D835,735 S \* 12/2018 Chun ..... D21/747  
D835,736 S \* 12/2018 Chun ..... D21/747

\* cited by examiner  
*Primary Examiner* — Mitchell I. Siegel  
(74) *Attorney, Agent, or Firm* — Randy K. Chang

(57) **CLAIM**  
The ornamental design for portion of a golf club head, as shown and described.

**DESCRIPTION**  
FIG. 1 is a perspective back view of a golf club head showing my new design;  
FIG. 2 is a rear elevational view thereof;  
FIG. 3 is a bottom plan view thereof;  
FIG. 4 is a cross-sectional view taken on line 4-4 of FIG. 1;  
FIG. 5 is a heel end view thereof;  
FIG. 6 is a top plan view thereof;  
FIG. 7 is a toe end view thereof; and,  
FIG. 8 is a front elevation view thereof.  
The broken line showing is included for the purpose of illustrating unclaimed subject matter and forms no part of the claimed design.

**1 Claim, 3 Drawing Sheets**



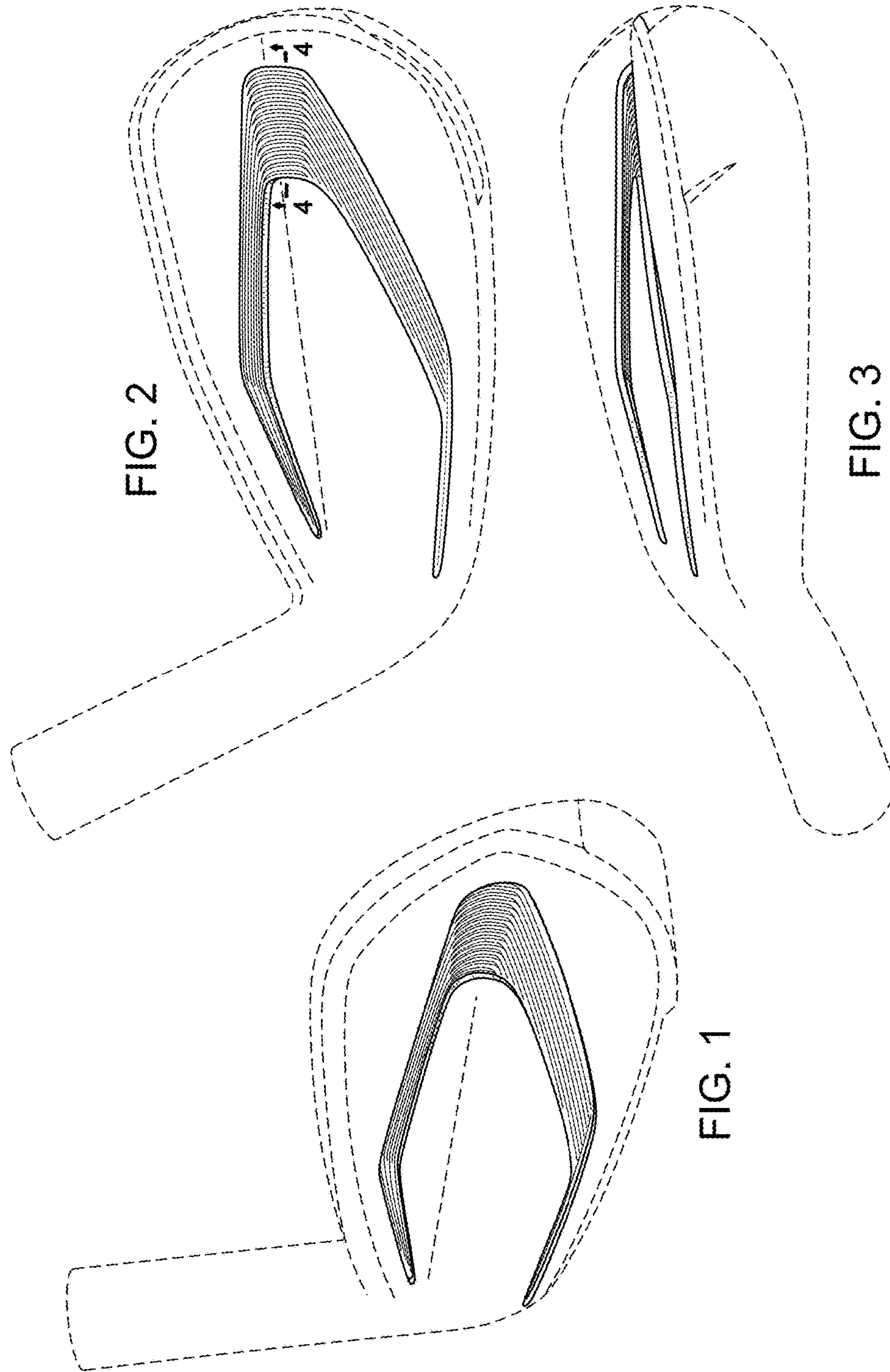


FIG. 2

FIG. 3

FIG. 1

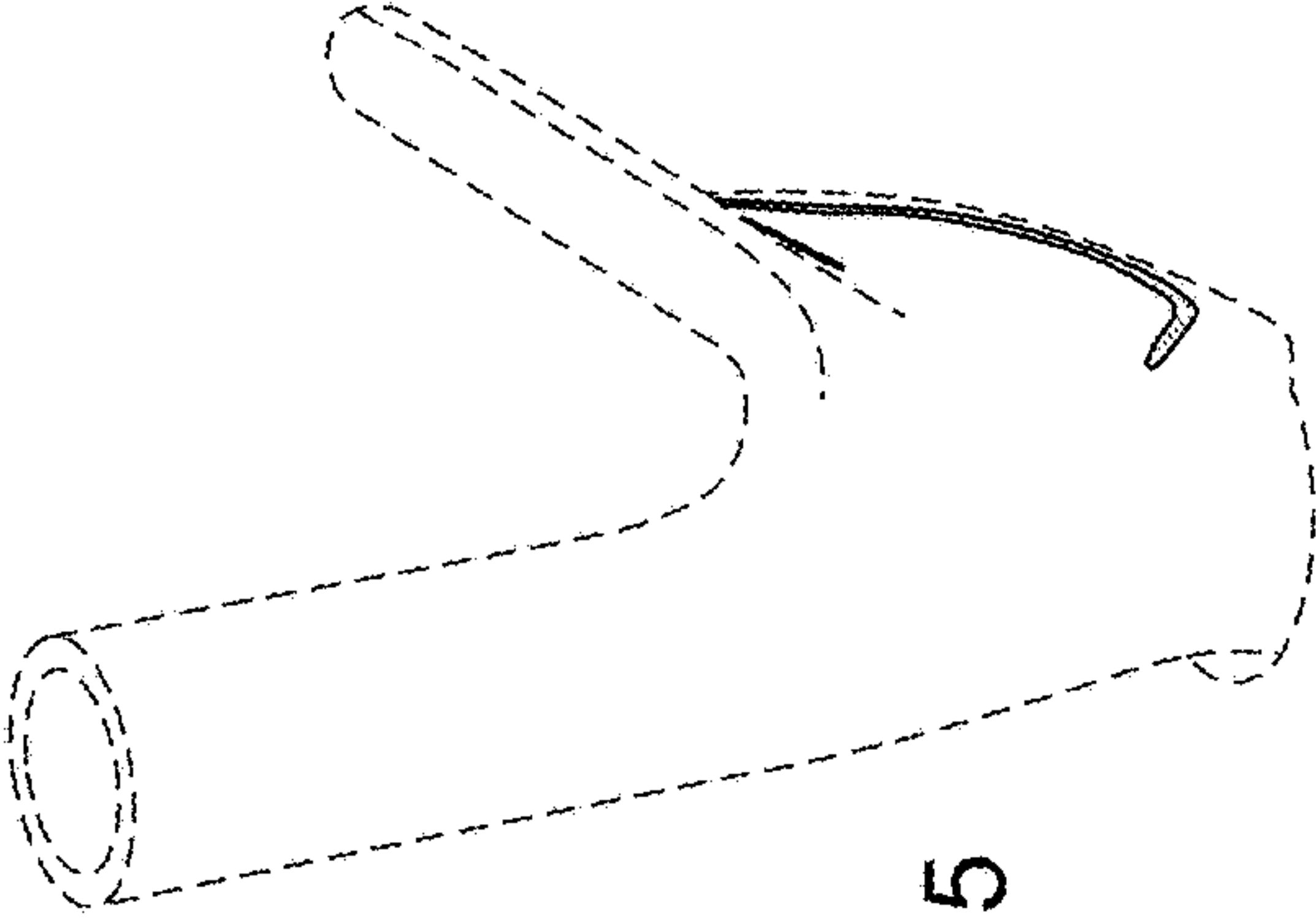


FIG. 5

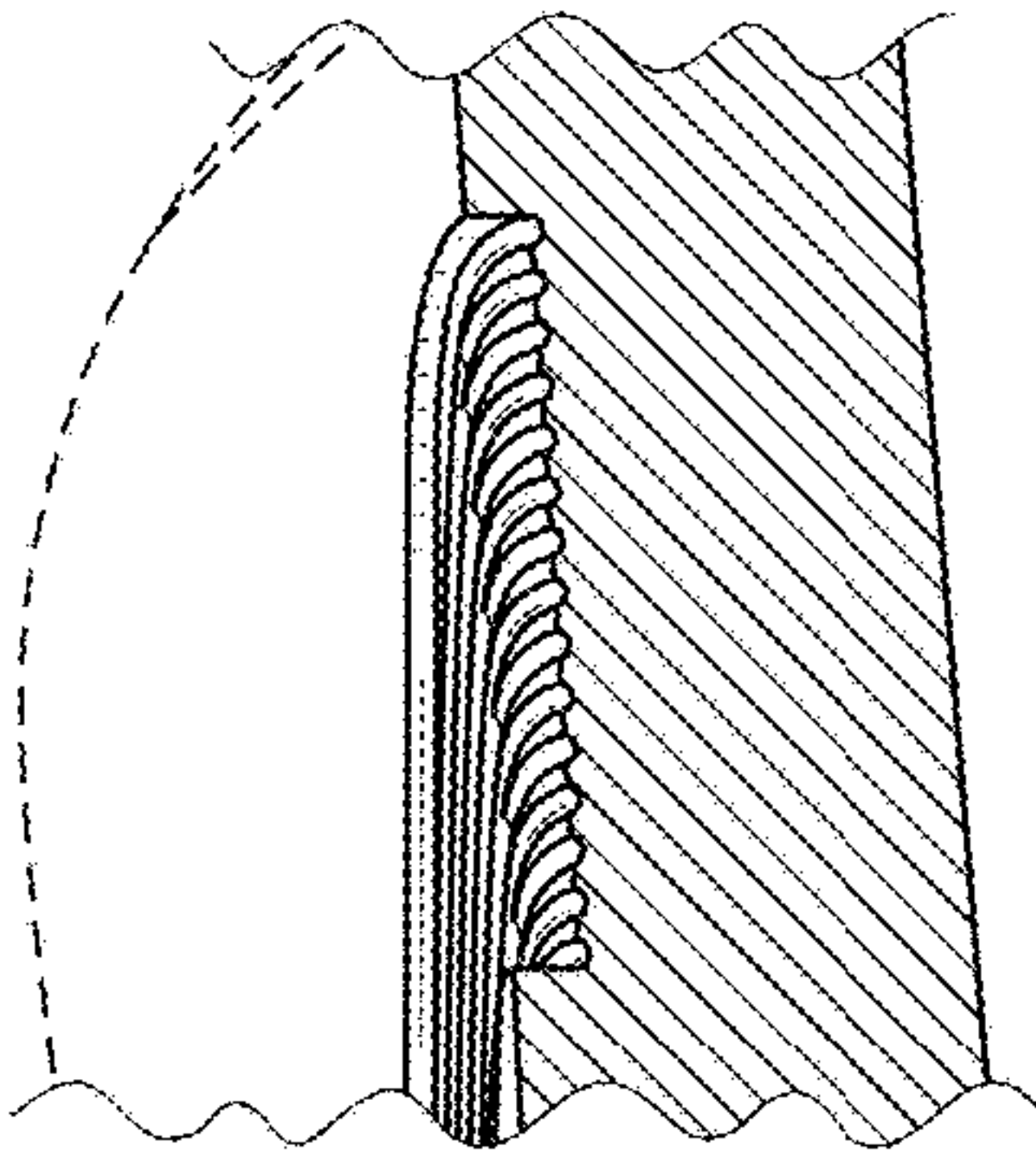


FIG. 4




FIG. 6

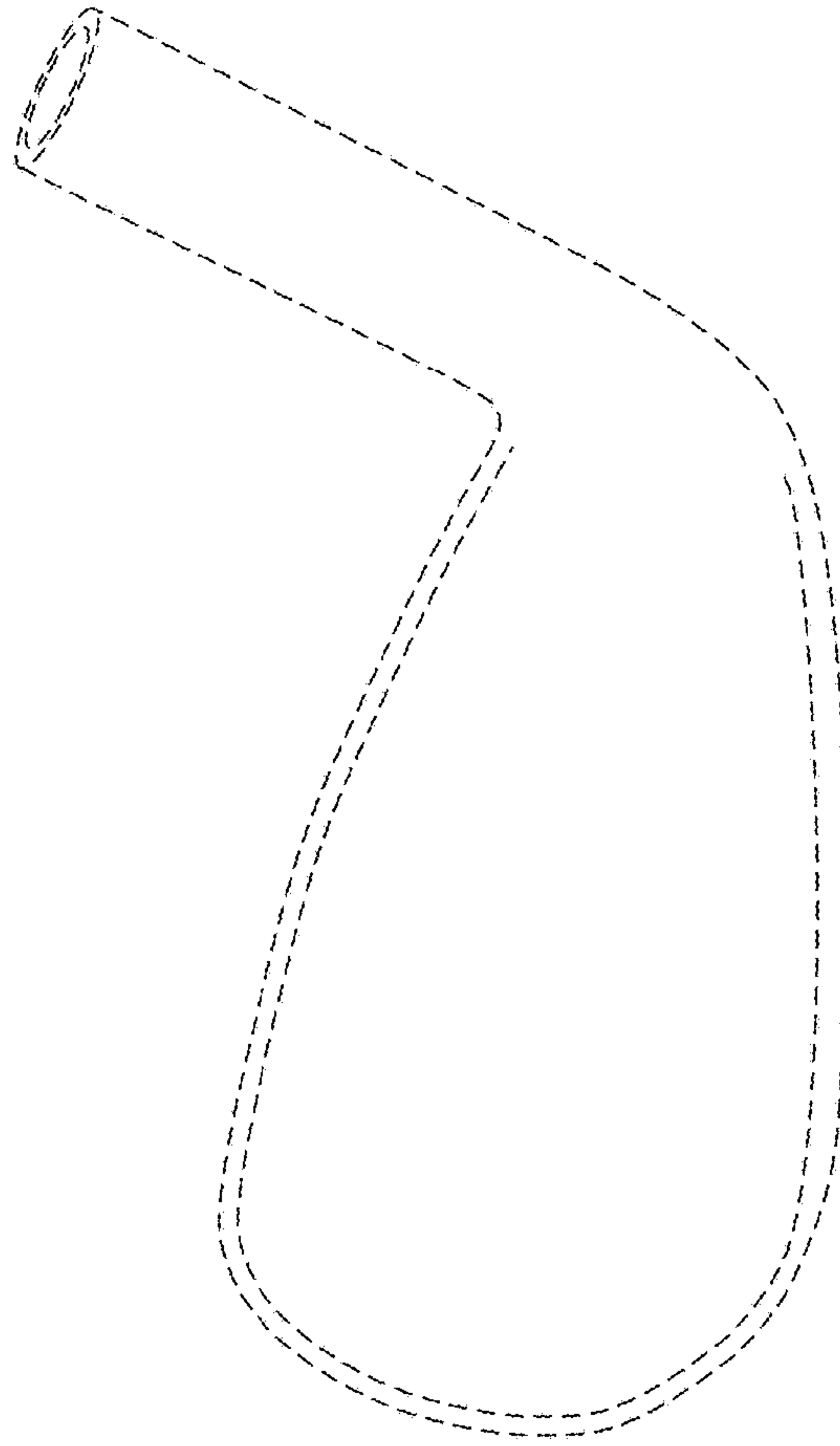


FIG. 8

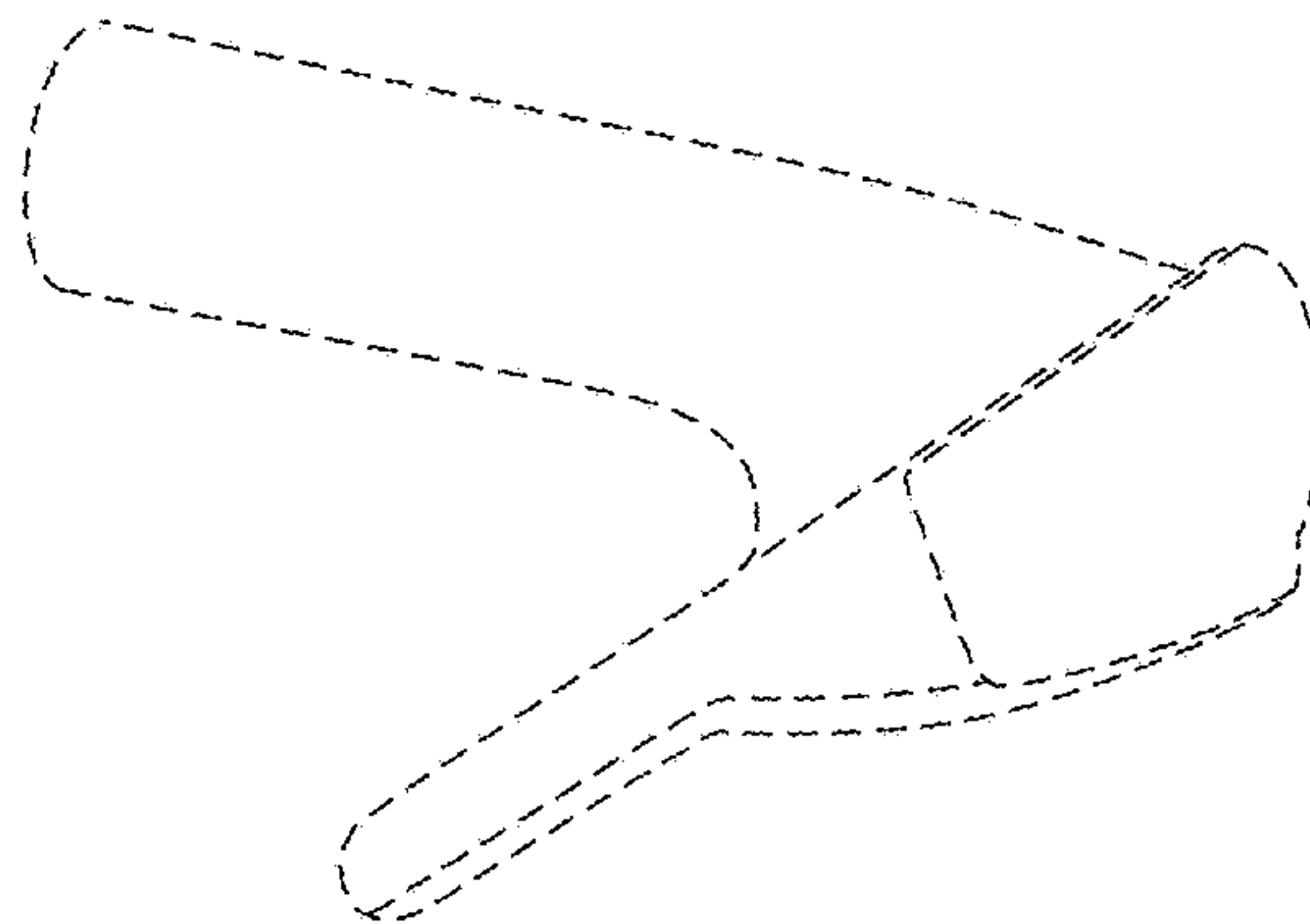


FIG. 7