



US00D861080S

(12) **United States Design Patent** (10) **Patent No.:** **US D861,080 S**
Howard (45) **Date of Patent:** **** *Sep. 24, 2019**

(54) **PENTAGONAL TETRAHEDRAL BLOCK**

(71) Applicant: **T. Dashon Howard**, Chicago, IL (US)

(72) Inventor: **T. Dashon Howard**, Chicago, IL (US)

(*) Notice: This patent is subject to a terminal disclaimer.

(**) Term: **15 Years**

(21) Appl. No.: **29/642,611**

(22) Filed: **Mar. 30, 2018**

(51) **LOC (12) Cl.** **21-01**

(52) **U.S. Cl.**

USPC **D21/492**; D21/503

(58) **Field of Classification Search**

USPC D21/468, 478, 479, 484-505; D19/59, D19/60, 51

CPC A63H 33/04; A63H 33/06; A63H 33/08; A63H 33/082; A63H 33/084; A63H 33/10; A63H 33/102; A63H 33/105; A63H 33/12; A63H 33/16; G09B 19/00

See application file for complete search history.

(56) **References Cited**

U.S. PATENT DOCUMENTS

6,059,631	A *	5/2000	Maddock	A63H 33/082 446/104
6,152,797	A *	11/2000	David	A63H 33/08 434/403
6,379,212	B1 *	4/2002	Miller	A63H 33/084 446/85
D457,833	S *	5/2002	Juan	D11/121
6,538,254	B1 *	3/2003	Tomimatsu	H01J 37/3056 250/442.11
6,558,065	B2 *	5/2003	Huang	A63H 33/04 403/170
6,921,314	B2 *	7/2005	Miller	A63H 33/084 446/487
7,029,364	B1 *	4/2006	Thomasson	G09B 23/00 446/388
7,156,392	B2 *	1/2007	Plein	A63F 9/1288 273/156

(Continued)

Primary Examiner — Cynthia M. Chin

(74) *Attorney, Agent, or Firm* — Schwegman Lundberg & Woessner, P.A.

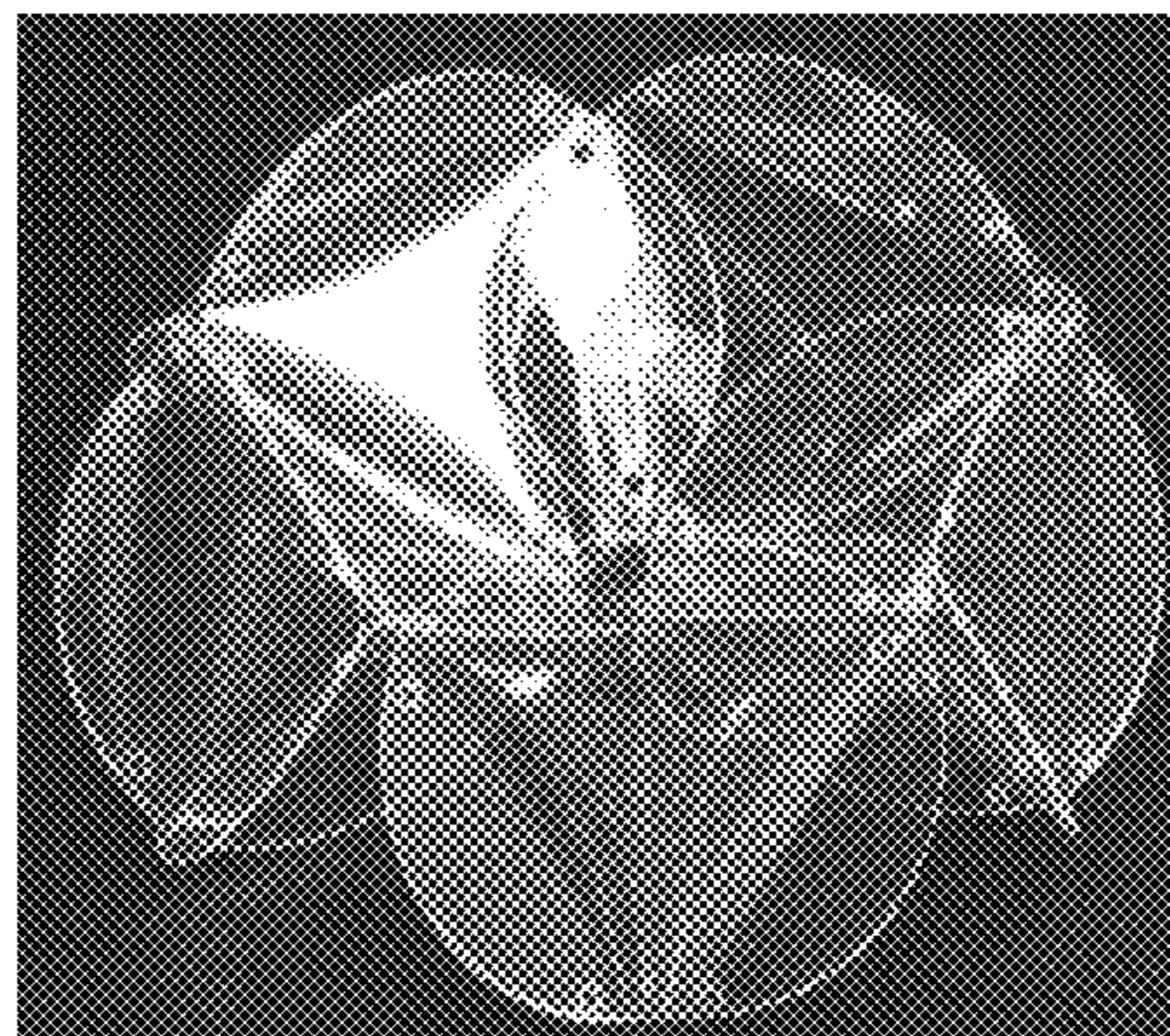
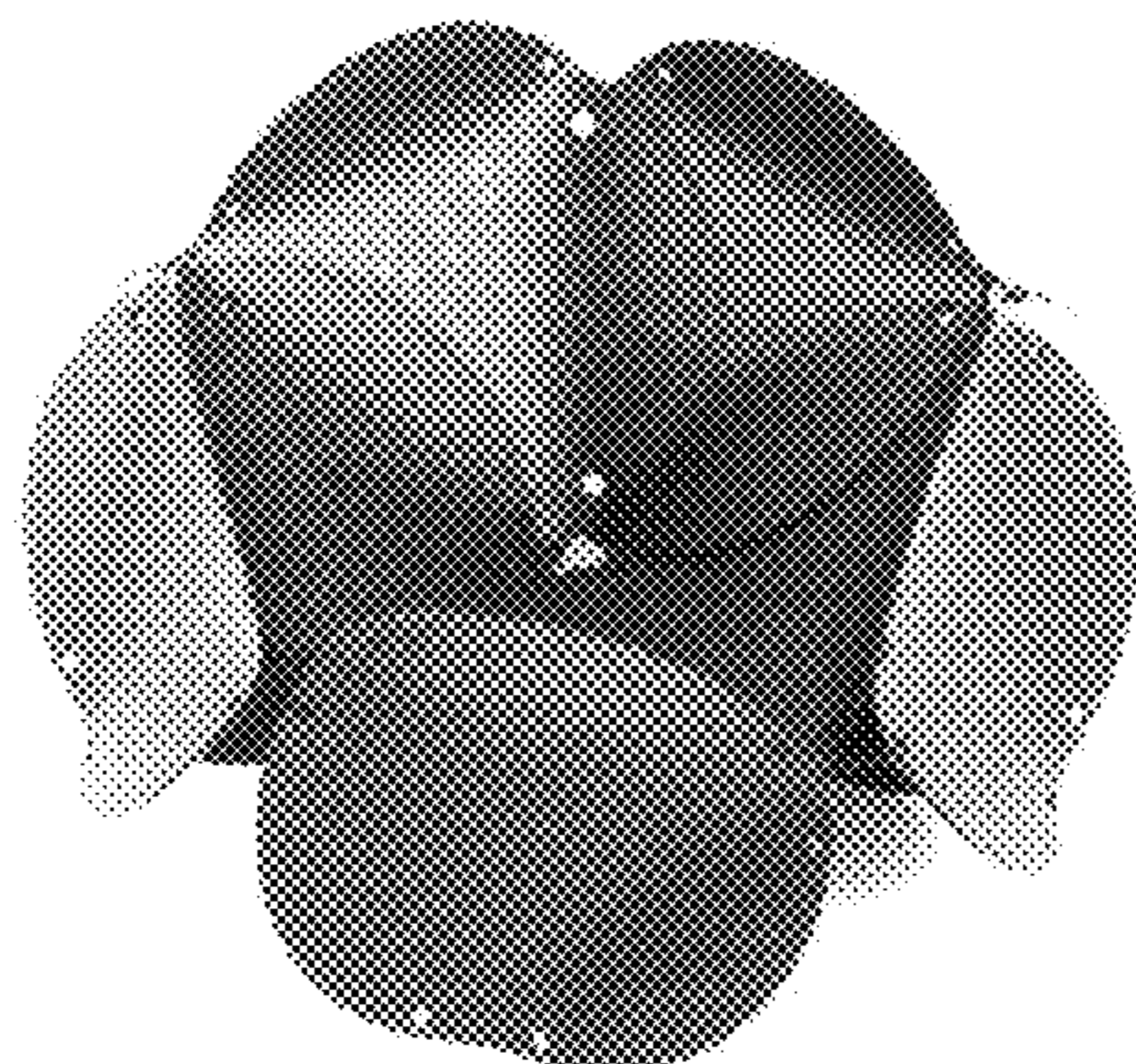
(57) **CLAIM**

The ornamental design for a pentagonal tetrahedral block, as shown and described.

DESCRIPTION

FIG. 1 is a perspective view of a pentagonal tetrahedral block, showing a first embodiment of our new design; FIG. 2 is a top plan view thereof; FIG. 3 is a bottom plan view thereof; FIG. 4 is a front elevation view thereof; FIG. 5 is a back elevation view thereof; FIG. 6 is a left side elevation view thereof; FIG. 7 is a right side elevation view thereof; FIG. 8 is a perspective view of a second embodiment of the pentagonal tetrahedral block, showing our new design; FIG. 9 is a top plan view thereof; FIG. 10 is a bottom plan view thereof; FIG. 11 is a front elevation view thereof; FIG. 12 is a back elevation view thereof; FIG. 13 is a left side elevation view thereof; FIG. 14 is a right side elevation view thereof; FIG. 15 is another perspective view of the first embodiment of the pentagonal tetrahedral block shown in FIGS. 1-7; FIG. 16 is another perspective view thereof; FIG. 17 is another perspective view thereof; FIG. 18 is another perspective view of the second embodiment of the pentagonal tetrahedral block shown in FIGS. 8-12; FIG. 19 is another perspective view thereof; FIG. 20 is another perspective view thereof; and, FIG. 21 is another perspective view thereof.

1 Claim, 21 Drawing Sheets



(56)

References Cited

U.S. PATENT DOCUMENTS

7,318,764	B2 *	1/2008	Elias	A63F 9/12 273/153 R
7,469,898	B2 *	12/2008	Forakis	A63F 9/1252 273/156
7,694,463	B2 *	4/2010	Lanahan	E04B 1/19 446/118
8,157,608	B1 *	4/2012	Stapleton	A63H 33/08 273/153 P
8,567,149	B2 *	10/2013	Kuzmin	A63H 33/08 52/592.1
8,650,808	B2 *	2/2014	Hooper	A63H 33/062 446/108
8,826,602	B1 *	9/2014	Lipscomb	E04B 1/19 52/648.1
8,845,381	B2 *	9/2014	Ziegler	A63H 33/08 446/108
8,858,232	B2 *	10/2014	Caverly	G09B 19/0023 40/124.14
8,979,608	B2 *	3/2015	Hawthorne	A63H 33/16 446/109
9,192,875	B2 *	11/2015	Howard	A63H 33/046
9,339,736	B2 *	5/2016	Howard	G09B 23/18
9,340,967	B2 *	5/2016	Daenen	A63H 33/084
D802,683	S *	11/2017	Howard	D21/492
D823,401	S *	7/2018	Kondo	D21/484
2009/0309302	A1 *	12/2009	Langin-Hooper	A63F 9/12 273/153 S
2015/0079872	A1 *	3/2015	Howard	A63H 33/046 446/92

* cited by examiner




FIG. 1




FIG. 2




FIG. 3




FIG. 4




FIG. 5




FIG. 6




FIG. 7




FIG. 8




FIG. 9




FIG. 10

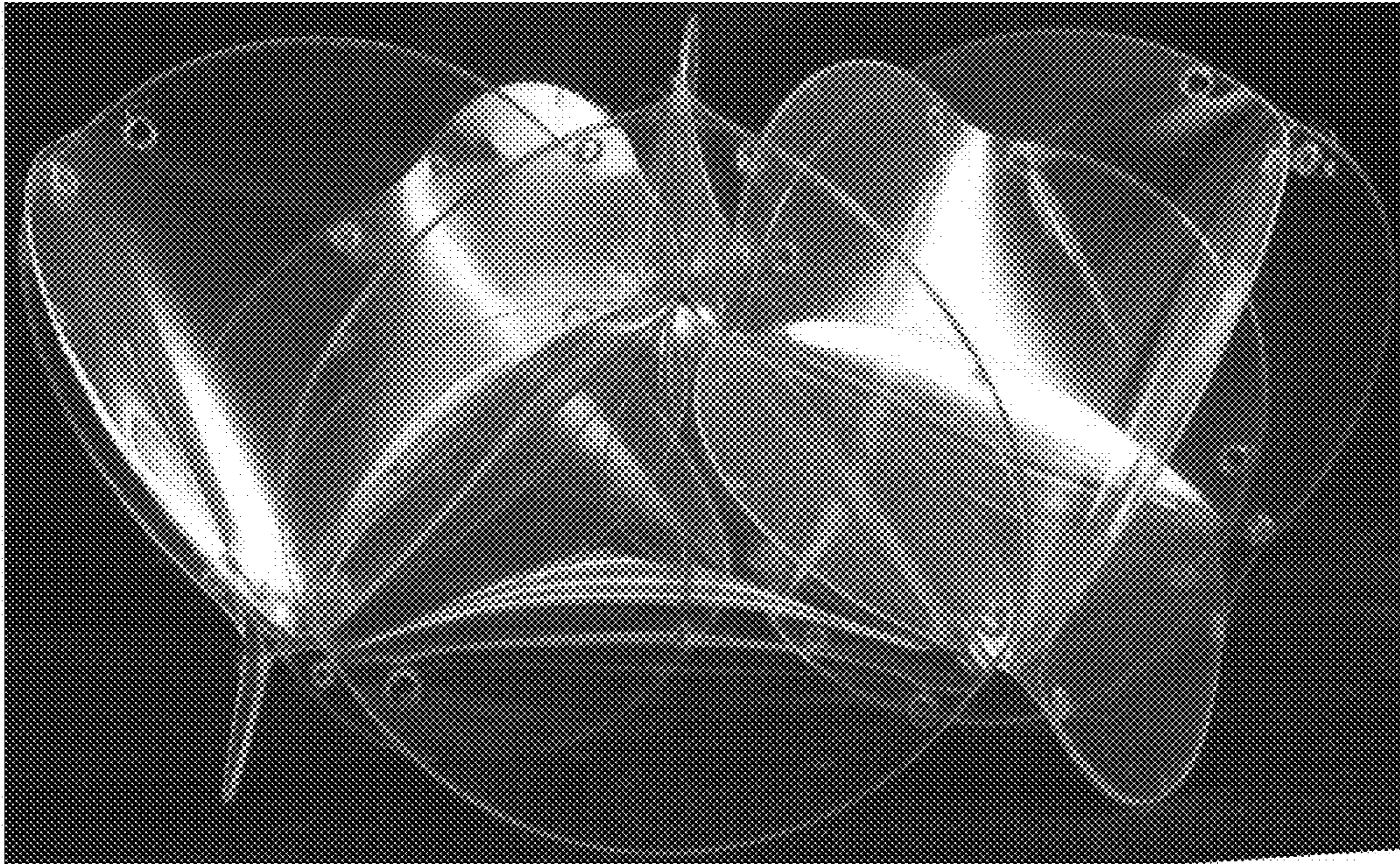


FIG. 11

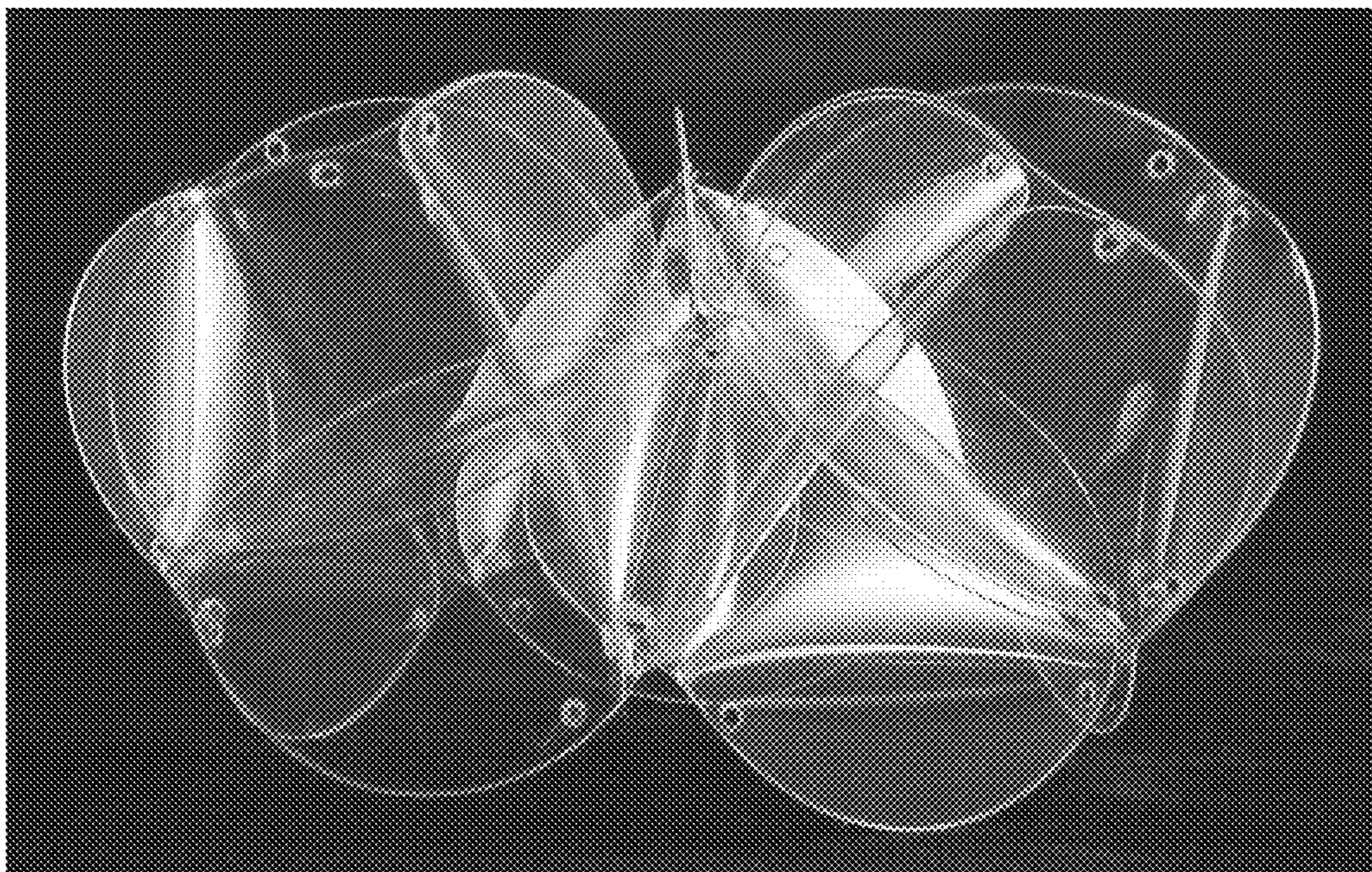


FIG. 12




FIG. 13

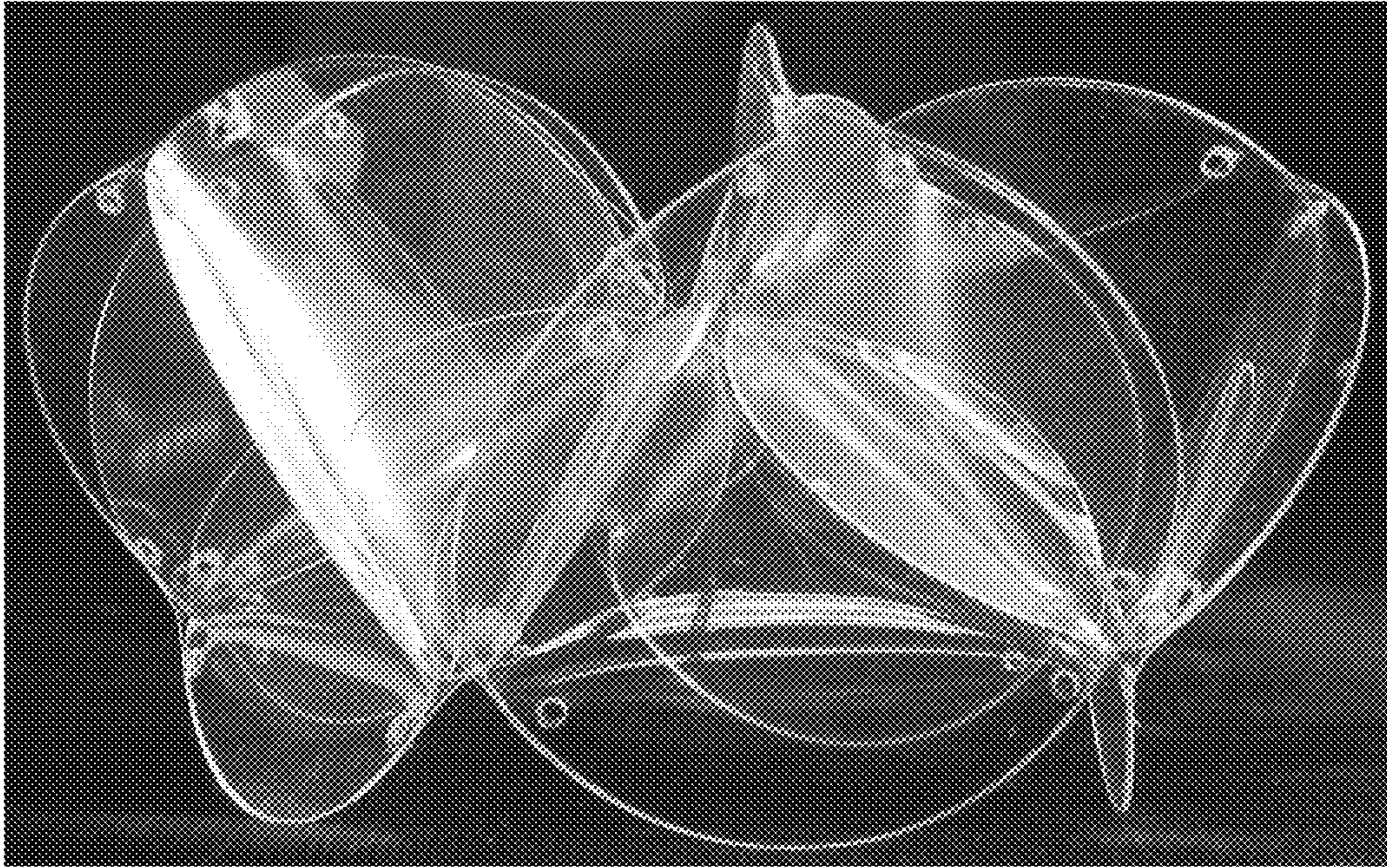


FIG. 14




FIG. 15




FIG. 16




FIG. 17




FIG. 18

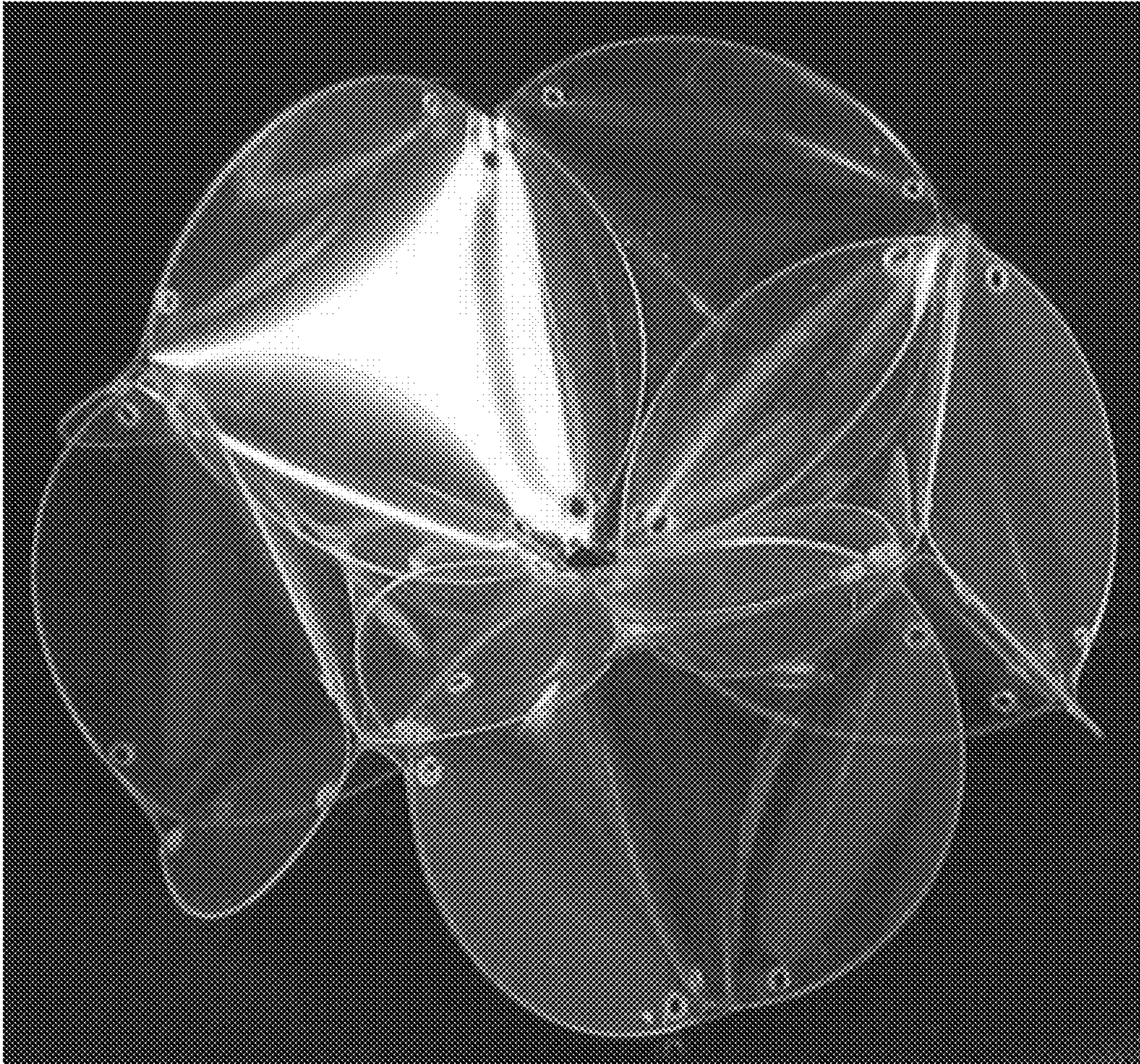


FIG. 19




FIG. 20




FIG. 21