



US00D861078S

(12) **United States Design Patent** (10) **Patent No.:** **US D861,078 S**
Lin (45) **Date of Patent:** **** Sep. 24, 2019**

(54) **FIDGET HAND SPINNER**

D729,322 S * 5/2015 Fisher D21/437
D779,776 S * 2/2017 Petersen D1/120
D801,440 S * 10/2017 Pavelsky D21/455

(71) Applicant: **Wei Lin**, Shenzhen (CN)

(72) Inventor: **Wei Lin**, Shenzhen (CN)

(**) Term: **15 Years**

(21) Appl. No.: **29/597,183**

(22) Filed: **Mar. 15, 2017**

(51) **LOC (12) Cl.** **21-01**

(52) **U.S. Cl.**
USPC **D21/455**

(58) **Field of Classification Search**
USPC 446/46-48, 236-240, 241-245, 246-255,
446/256-266; D12/123, 160, 223, 400;
D21/398, 436, 437, 441, 443, 444, 455,
D21/458, 459, 460-464; D30/160
CPC A63F 7/382; A63F 2250/491; A63F 9/26;
A63H 13/20; A63H 1/32

See application file for complete search history.

(56) **References Cited**

U.S. PATENT DOCUMENTS

D312,480 S * 11/1990 Darnell D21/437
D389,878 S * 1/1998 Tylor 473/590
D465,815 S * 11/2002 Roehl D21/437
D642,227 S * 7/2011 Walterscheid D21/437
D700,755 S * 3/2014 Reiss D30/121

OTHER PUBLICATIONS

Krazyspinner, "Krazy Spinner", Dec. 30, 2017. <https://krazyspinner.com/>. Shown on p. 1. (Year: 2017).*
Amazon, "Spinner Fidget Stress Reducer Premium Bearing for Kids and Adults by ZTOZZ", May 19, 2017. https://www.amazon.com/Spinner-Reducer-Premium-Bearing-ZTOZZ/dp/B06X41CXSK/ref=cm_cr_ar_p_d_product_top?ie=UTF8. Shown on p. 1. (Year: 2017).*

* cited by examiner

Primary Examiner — Cynthia Ramirez
Assistant Examiner — Michael A Maharajh

(57) **CLAIM**

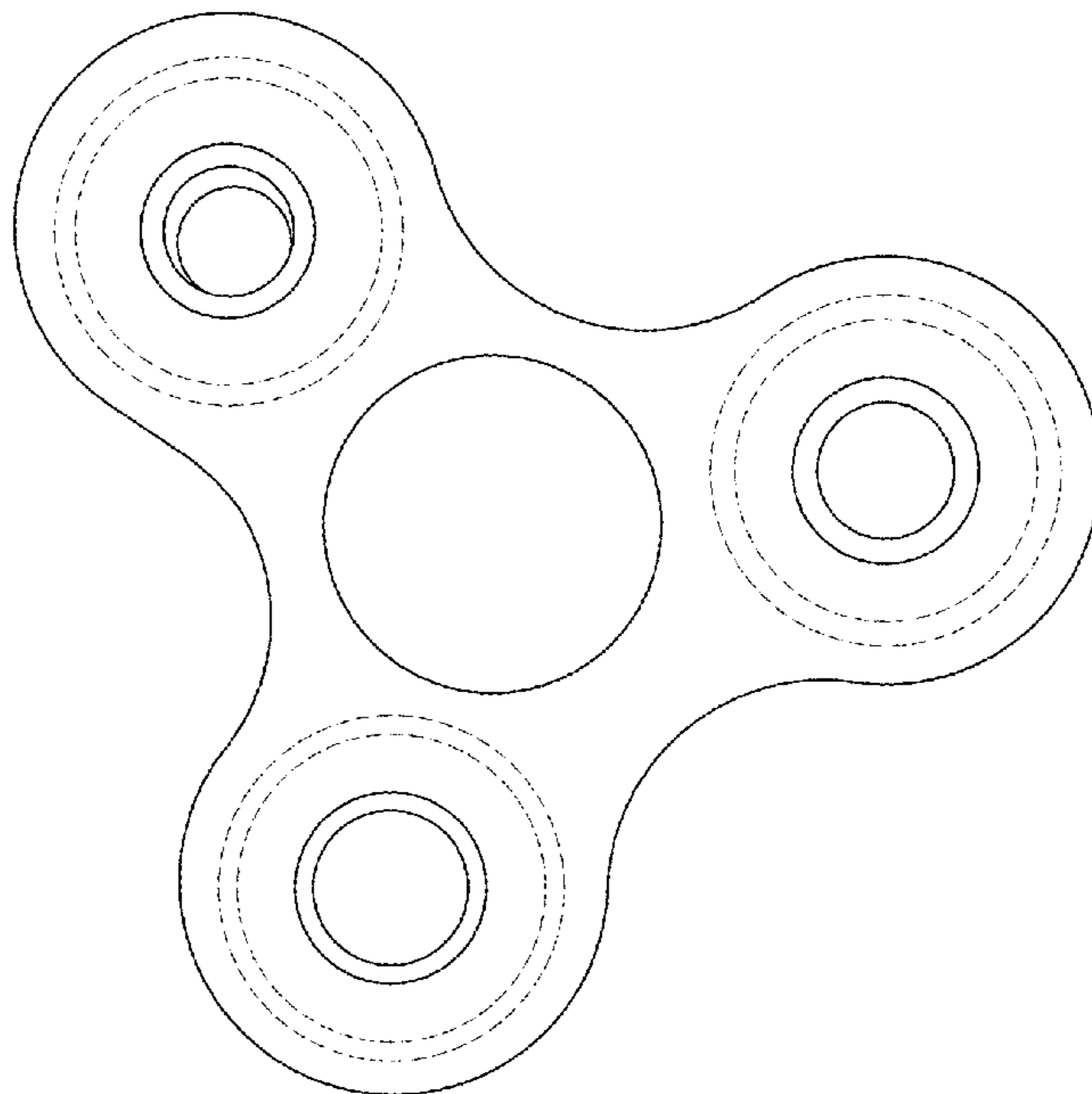
The ornamental design for fidget hand spinner, as shown and design.

DESCRIPTION

FIG. 1 is a front perspective view of the fidget hand spinner showing my new design;
FIG. 2 is a rear perspective view thereof;
FIG. 3 is a left elevational view thereof;
FIG. 4 is a right elevational view thereof;
FIG. 5 is a top plan view thereof; and,
FIG. 6 is a bottom plan view thereof.

The broken lines shown in the figures are for the purpose of illustrating portions of the fidget hand spinner, which form no part of the claimed design.

1 Claim, 6 Drawing Sheets



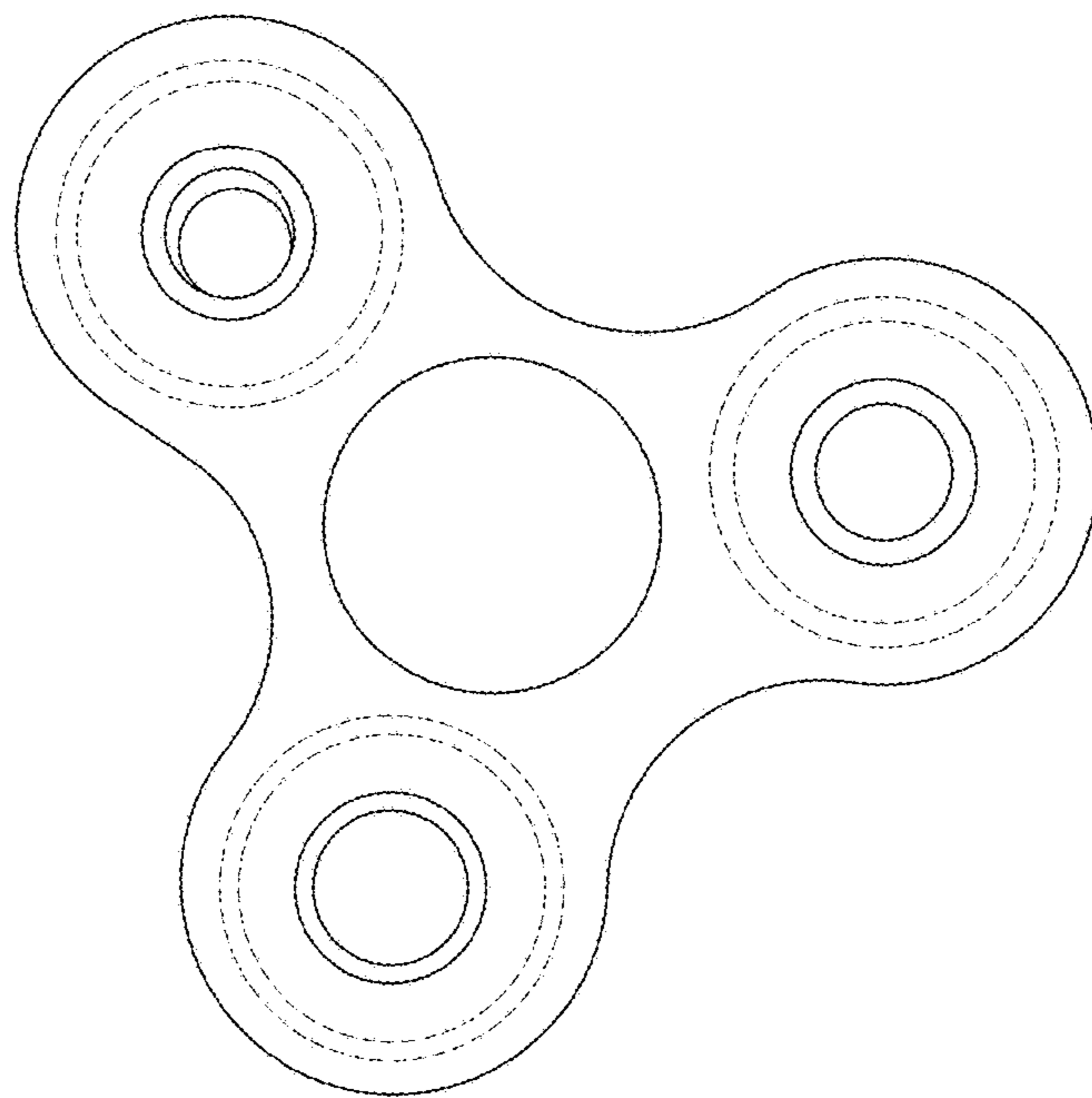


FIG. 1

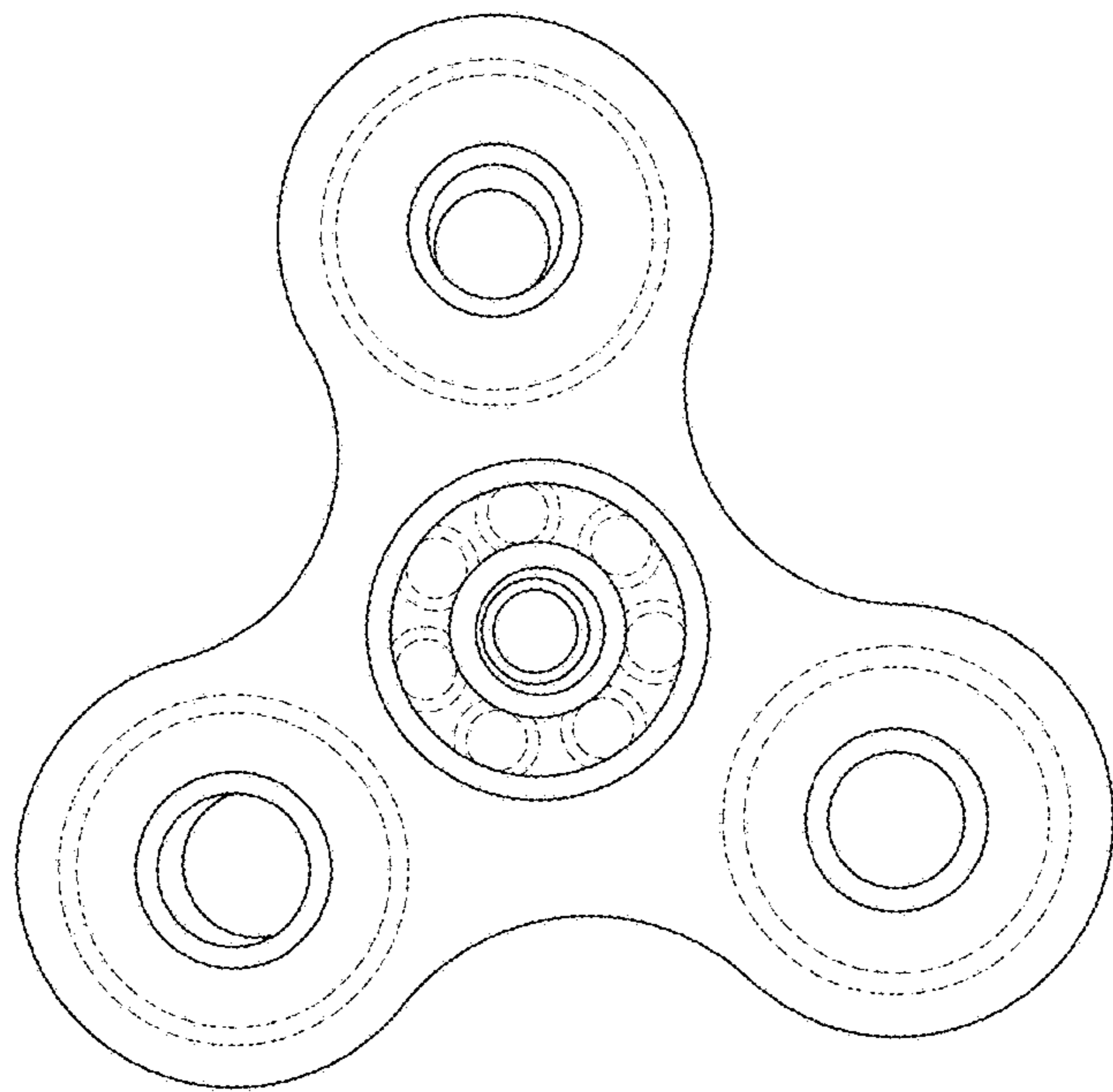


FIG. 2

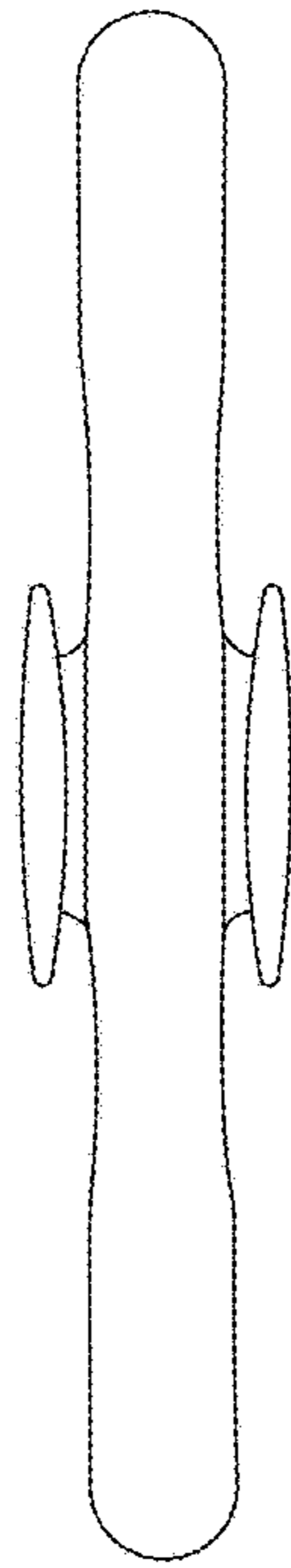


FIG. 3

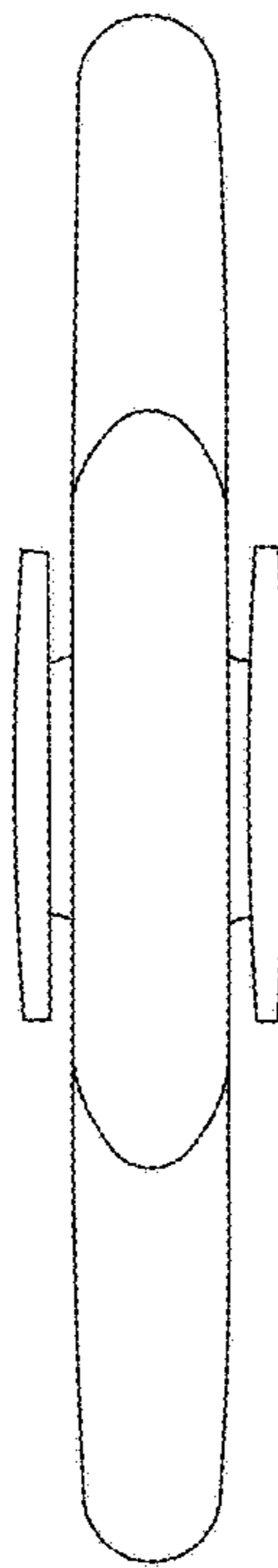


FIG. 4

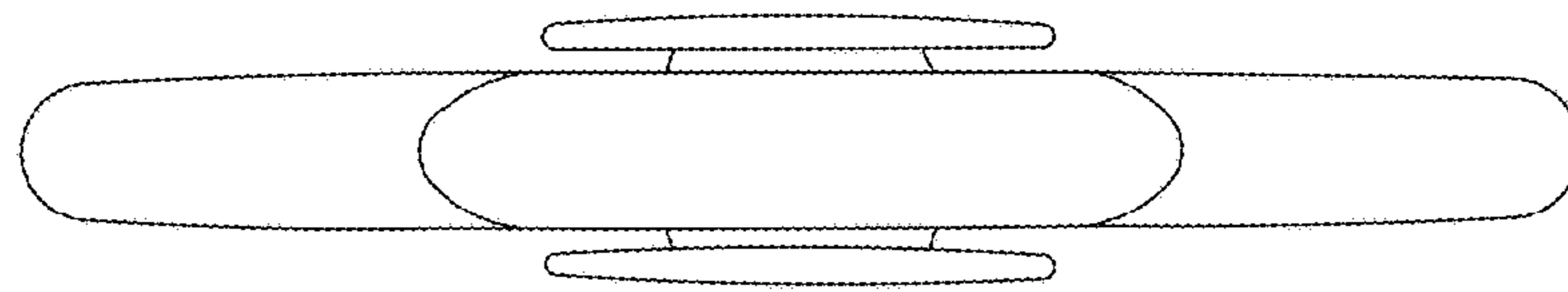


FIG. 5

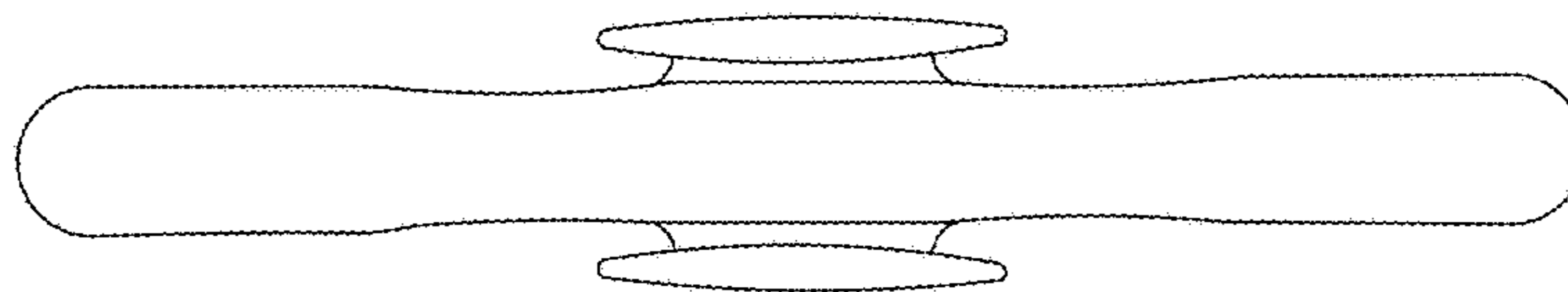


FIG. 6