



US00D861077S

(12) **United States Design Patent**  
**Wang**

(10) **Patent No.:** **US D861,077 S**

(45) **Date of Patent:** **\*\* Sep. 24, 2019**

(54) **PLAY TABLE**

(71) Applicant: **Chialeh Wang**, Cerritos, CA (US)

(72) Inventor: **Chialeh Wang**, Cerritos, CA (US)

(\*\*) Term: **15 Years**

(21) Appl. No.: **29/613,973**

(22) Filed: **Aug. 15, 2017**

(51) **LOC (12) Cl.** ..... **21-01**

(52) **U.S. Cl.**  
USPC ..... **D21/397**

(58) **Field of Classification Search**  
USPC ..... D14/488-490; D21/300, 334-342,  
D21/345-349, 362, 363, 365-369, 371,  
D21/374, 375  
CPC .... A63F 1/00; A63F 1/005; A63F 1/06; A63F  
1/067; A63F 3/00157; A63F 3/00164;  
A63F 3/00167; A63F 3/0017; A63F  
3/00176; A63F 3/00182; A63F 3/00189;  
A63F 3/00208; A63F 9/0402; A63F  
2009/0404

See application file for complete search history.

(56) **References Cited**

**U.S. PATENT DOCUMENTS**

1,901,732 A \* 3/1933 Clark ..... A47B 3/08  
108/125  
2,175,649 A \* 10/1939 Rogers ..... A63F 9/04  
273/145 A  
2,707,138 A \* 4/1955 Vangor ..... A47B 1/08  
108/126  
D399,680 S \* 10/1998 Mak ..... D6/691

D538,355 S \* 3/2007 Tyson ..... D21/317  
D642,408 S \* 8/2011 Pirkl ..... D6/707.19  
D642,409 S \* 8/2011 Pirkl ..... D6/707.19  
D652,228 S \* 1/2012 Silver ..... A47B 3/08  
D6/691.8  
D663,364 S \* 7/2012 Allmandinger ..... A63F 9/04  
D21/341  
D713,890 S \* 9/2014 Elwell ..... A47B 1/08  
D21/341  
D735,273 S \* 7/2015 Milder ..... D21/369  
D757,182 S \* 5/2016 Selhorn ..... D21/334  
D836,726 S \* 12/2018 Wasserman ..... D21/397

\* cited by examiner

*Primary Examiner* — George D. Kirschbaum

*Assistant Examiner* — Joseph J Kukella

(74) *Attorney, Agent, or Firm* — Clement Cheng

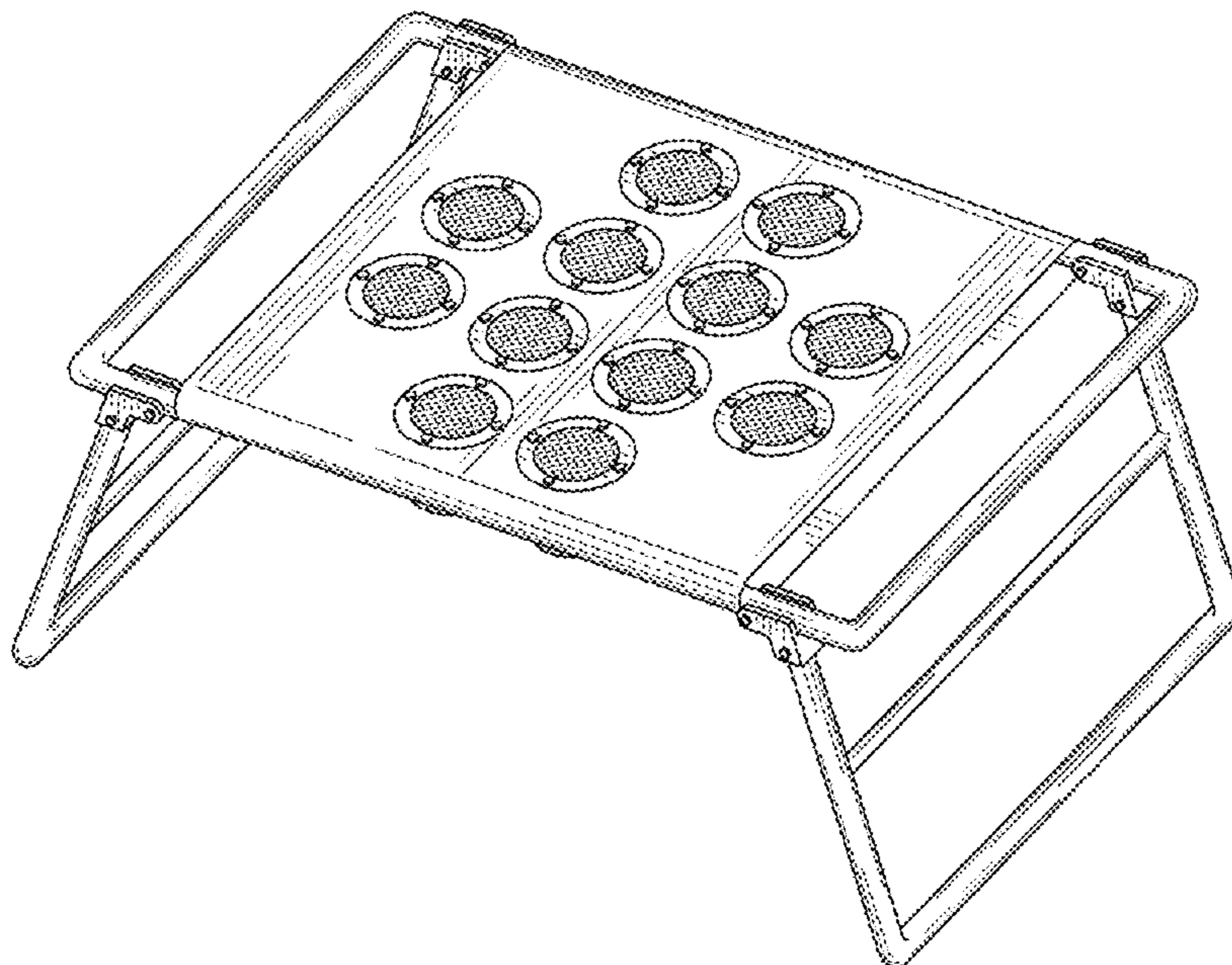
(57) **CLAIM**

The ornamental design for a play table, as shown and described.

**DESCRIPTION**

FIG. 1 is a perspective view.  
FIG. 2 is a left view.  
FIG. 3 is a front view.  
FIG. 4 is a top view.  
FIG. 5 is a bottom view.  
FIG. 6 is a side view of the folded configuration; and,  
FIG. 7 is a top view showing an optional configuration.  
The dotted line disclosure in the drawings illustrates portions of the play table that form no part of the claimed design.

**1 Claim, 4 Drawing Sheets**



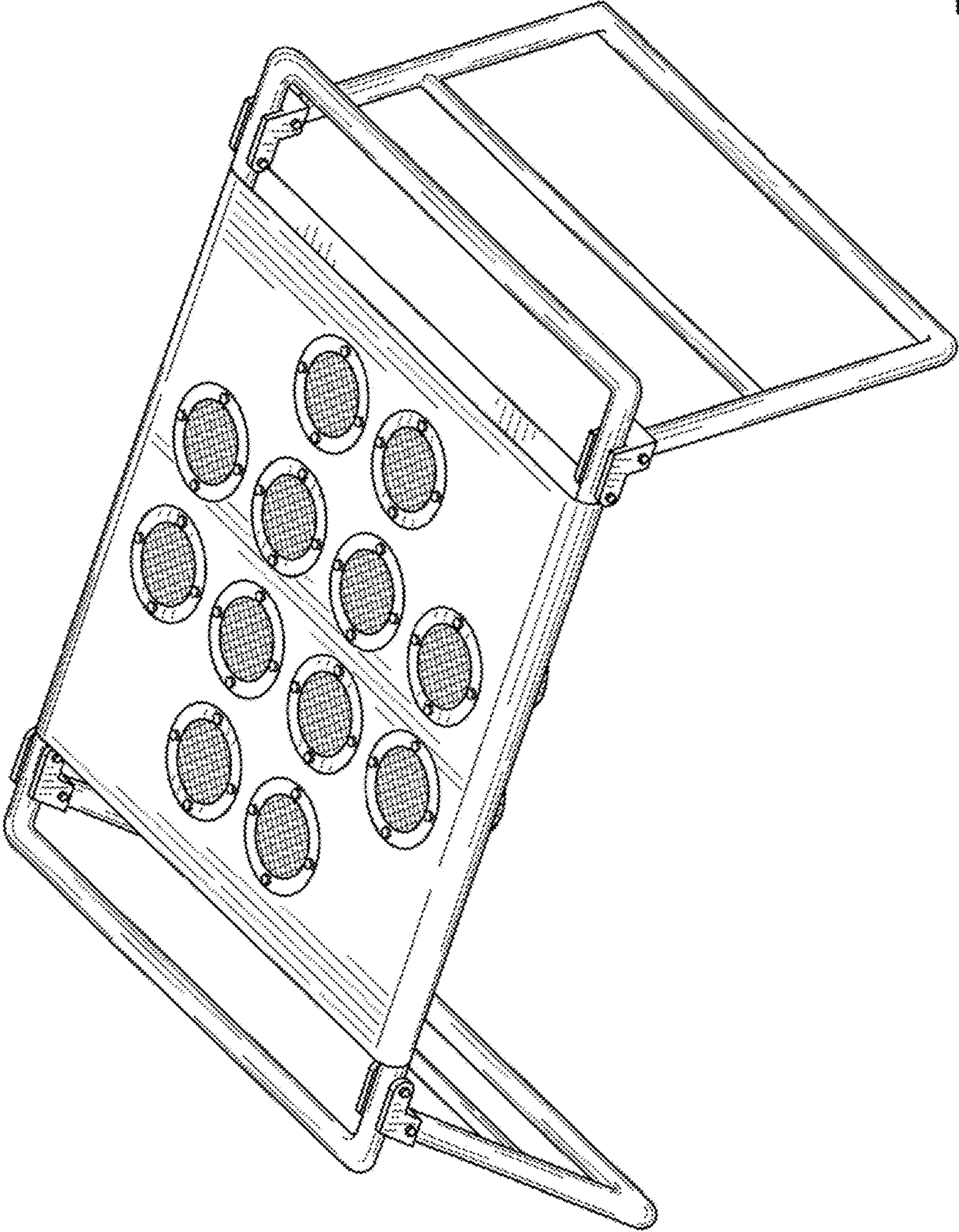


FIG. 1

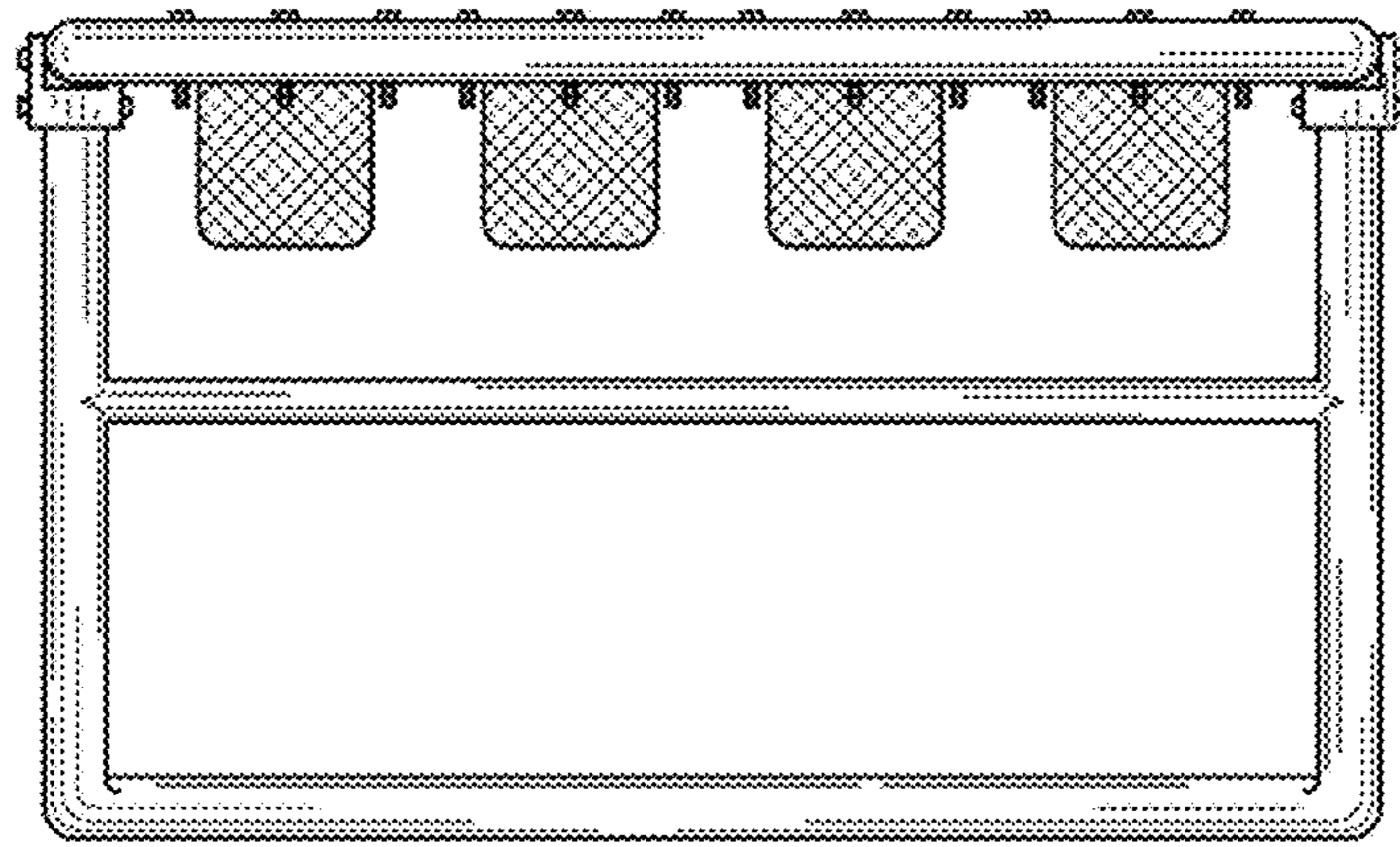


FIG. 2

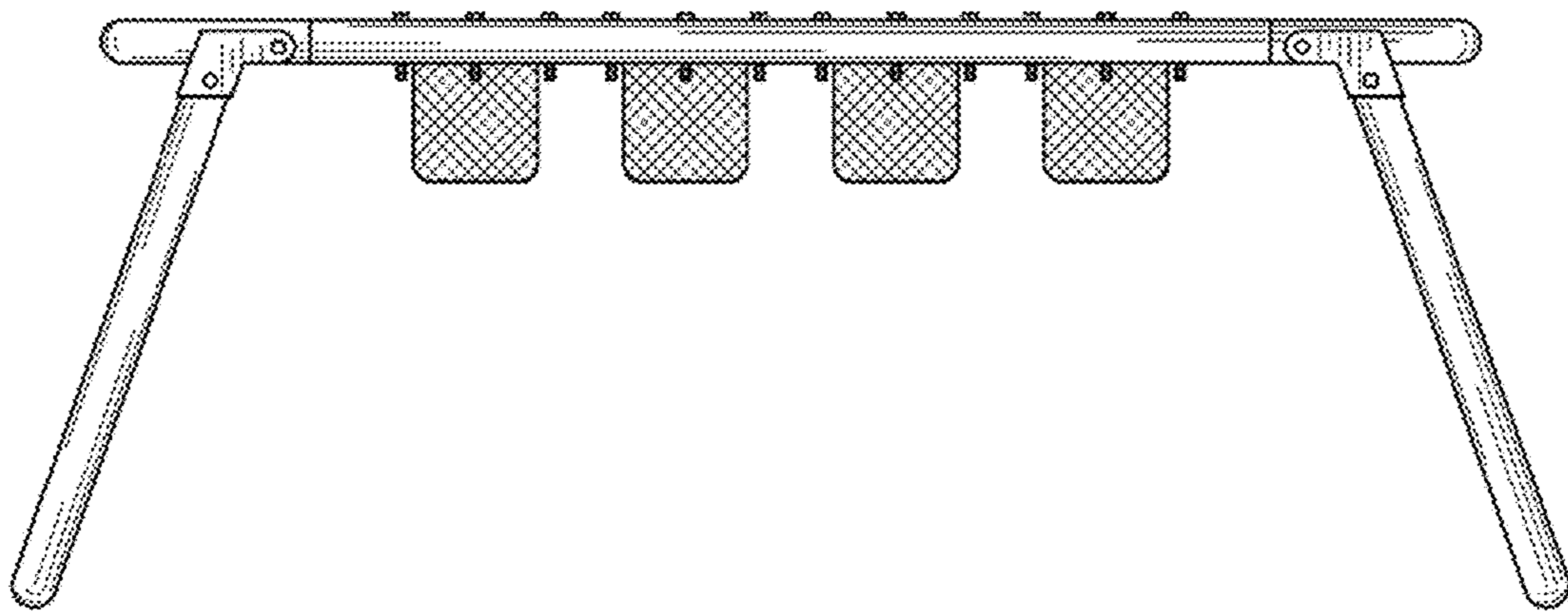


FIG. 3

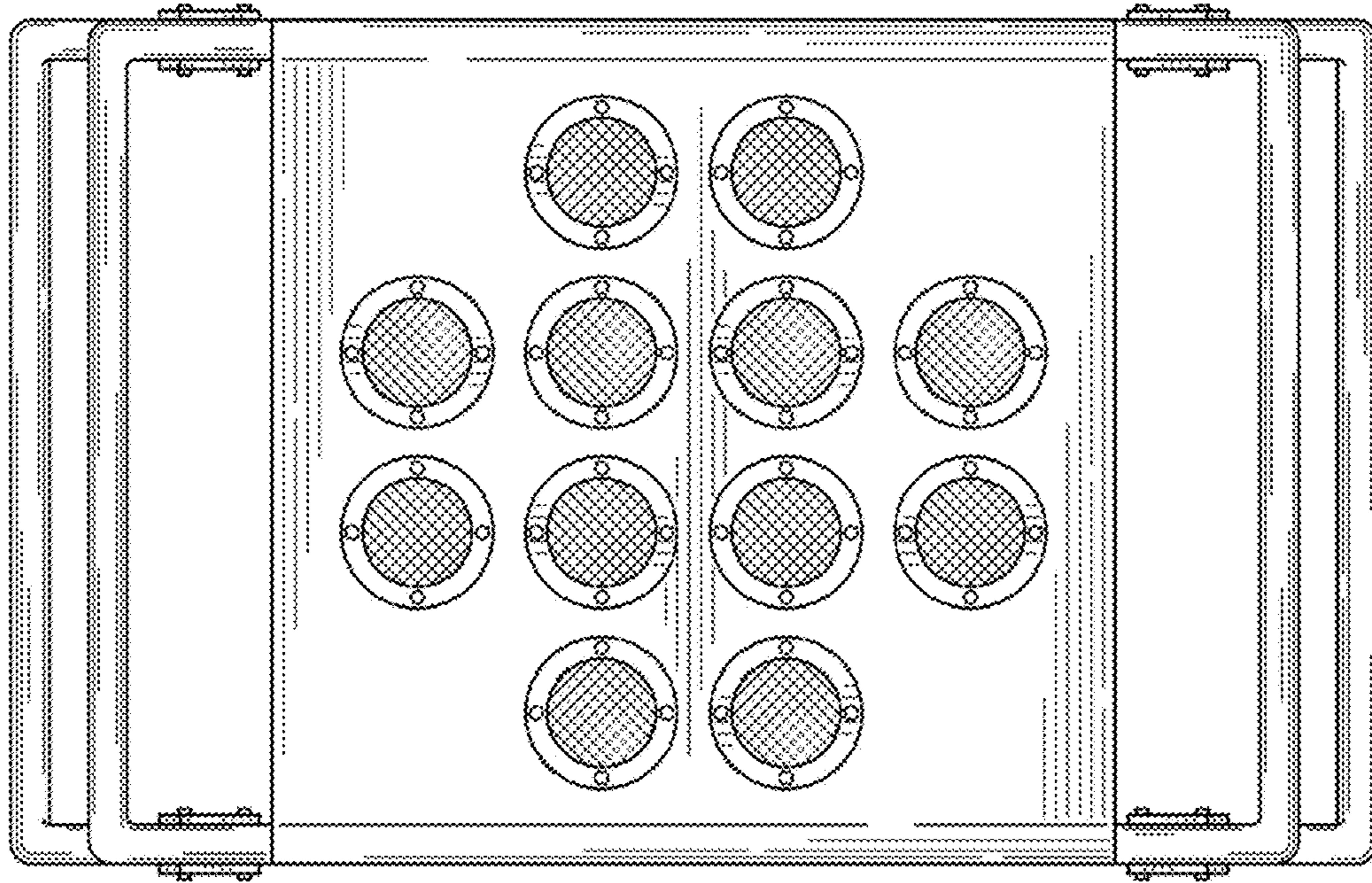


FIG. 4

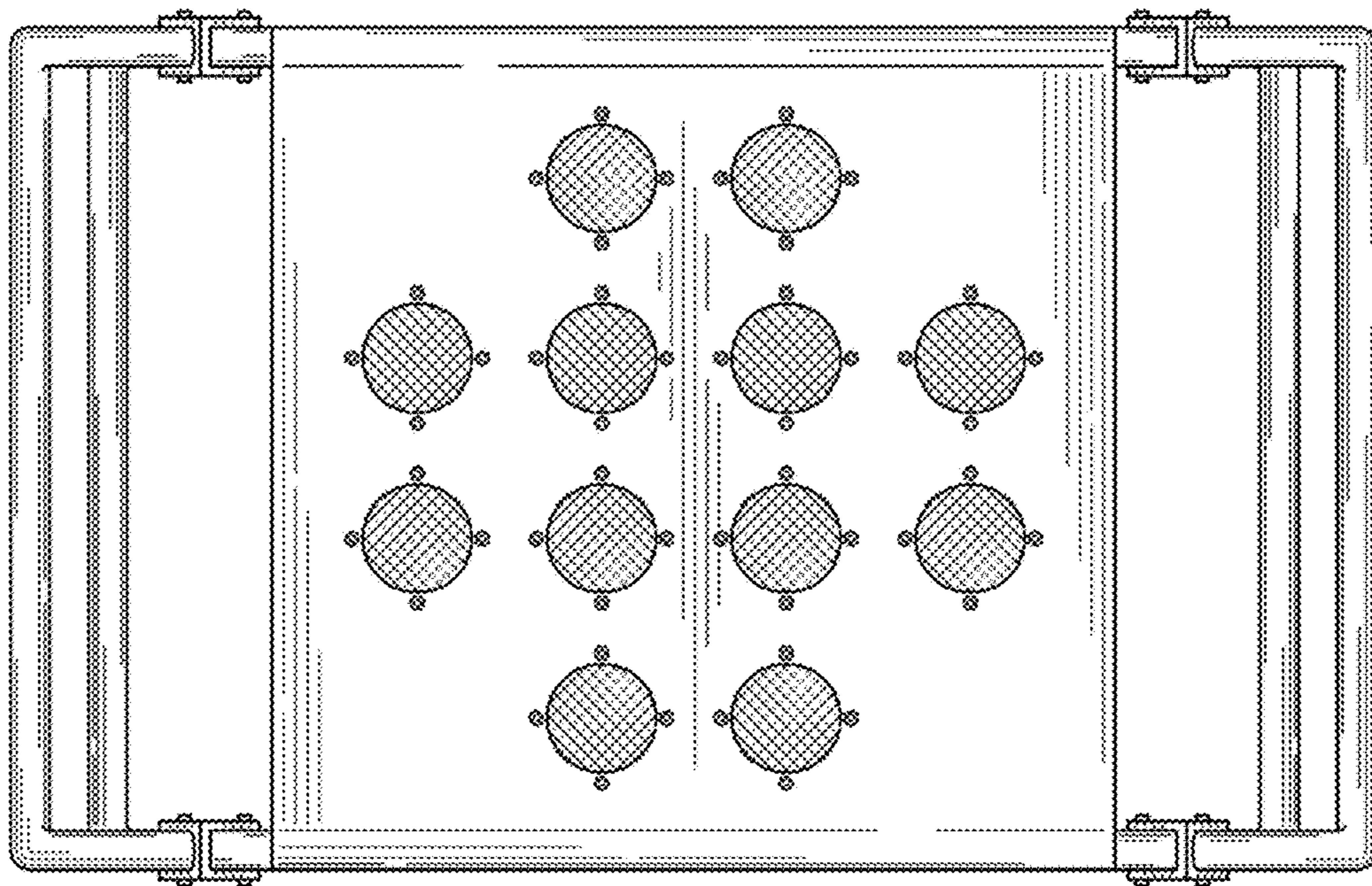


FIG. 5

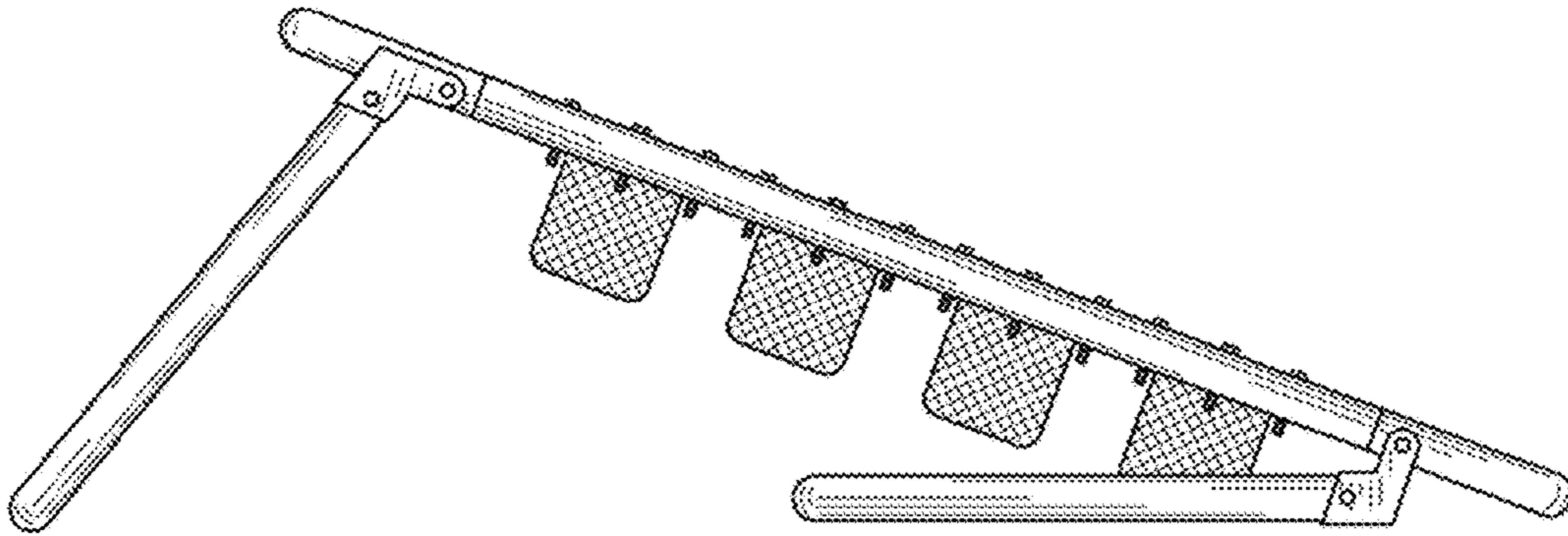


FIG. 6




FIG. 7