



US00D861074S

(12) **United States Design Patent** (10) **Patent No.:** **US D861,074 S**
Broen et al. (45) **Date of Patent:** **** Sep. 24, 2019**

(54) **VENDING MACHINE**
(71) Applicant: **PepsiCo, Inc.**, Purchase, NY (US)
(72) Inventors: **Martin Eduardo Broen**, New York, NY (US); **Stephen Lim**, Chappaqua, NY (US); **Klaus Rosburg**, Brooklyn, NY (US)
(73) Assignee: **PepsiCo, Inc.**, Purchase, NY (US)
(**) Term: **15 Years**

5,699,262 A 12/1997 Lang et al.
D409,248 S * 5/1999 Ogomori D20/4
D434,446 S 11/2000 Hanyuda et al.
D664,171 S 7/2012 Gentry, Jr. et al.
D671,574 S 11/2012 Jafa et al.
D671,575 S 11/2012 Jafa et al.
D671,576 S 11/2012 Jafa et al.
D727,055 S 4/2015 Bogner et al.
D728,026 S 4/2015 Broen et al.
D763,355 S 8/2016 Stolarz et al.
9,446,904 B2 9/2016 Koenigsknecht et al.
D819,133 S 5/2018 Broen et al.
D819,739 S * 6/2018 Broen G07F 11/165
D20/8

(21) Appl. No.: **29/649,982**
(22) Filed: **Jun. 4, 2018**

Related U.S. Application Data

(63) Continuation of application No. 29/549,145, filed on Dec. 18, 2015, now Pat. No. Des. 819,739.
(51) **LOC (12) Cl.** **20-01**
(52) **U.S. Cl.**
USPC **D20/5**
(58) **Field of Classification Search**
USPC D20/1-9; D15/79, 81, 89
CPC G07F 11/00; G07F 11/02; G07F 11/08;
G07F 11/24; G07F 11/34; G07F 11/36;
G07F 11/38; G07F 11/46; G07F 7/00;
G07F 7/02
See application file for complete search history.

References Cited

U.S. PATENT DOCUMENTS

2,389,283 A 11/1945 Stewart
D193,529 S 9/1962 Moore et al.
4,320,933 A 3/1982 Felix et al.
4,377,049 A 3/1983 Simon et al.
D271,107 S 10/1983 Trulaske
4,973,109 A 11/1990 Diedrich
D372,036 S 7/1996 Timura et al.

(Continued)

FOREIGN PATENT DOCUMENTS

JP 685112 S 8/1986
JP 1064542 S 3/2000

(Continued)

Primary Examiner — Mary Ann Calabrese
(74) *Attorney, Agent, or Firm* — Sterne, Kessler, Goldstein & Fox P.L.L.C.

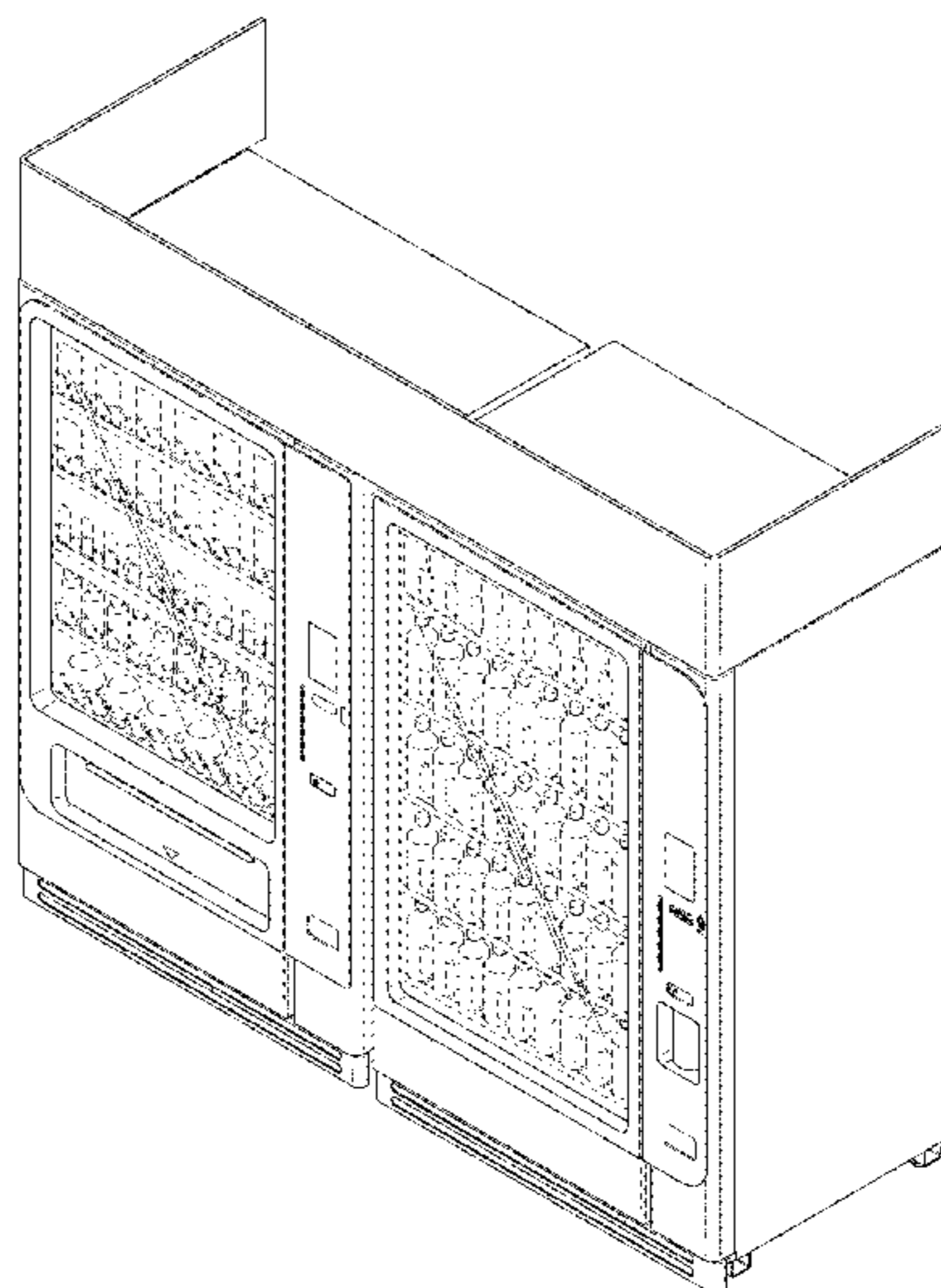
(57) **CLAIM**

The ornamental design for a vending machine, as shown and described.

DESCRIPTION

FIG. 1 is a top front perspective view of a vending machine showing the claimed design;
FIG. 2 is a front view thereof;
FIG. 3 is a rear view thereof;
FIG. 4 is a left side view thereof;
FIG. 5 is a right side view thereof;
FIG. 6 is a top view thereof; and,
FIG. 7 is a bottom view thereof.
The broken lines in the figures show portions of the vending machine that form no part of the claimed design.

1 Claim, 5 Drawing Sheets



(56)

References Cited

U.S. PATENT DOCUMENTS

2009/0090734 A1 4/2009 Wittern, Jr. et al.
2013/0331979 A1 12/2013 Koenigsknecht et al.
2018/0108203 A1* 4/2018 Li G07F 11/165

FOREIGN PATENT DOCUMENTS

JP 1101204 S 2/2001
KR 300347256 3/2004

* cited by examiner

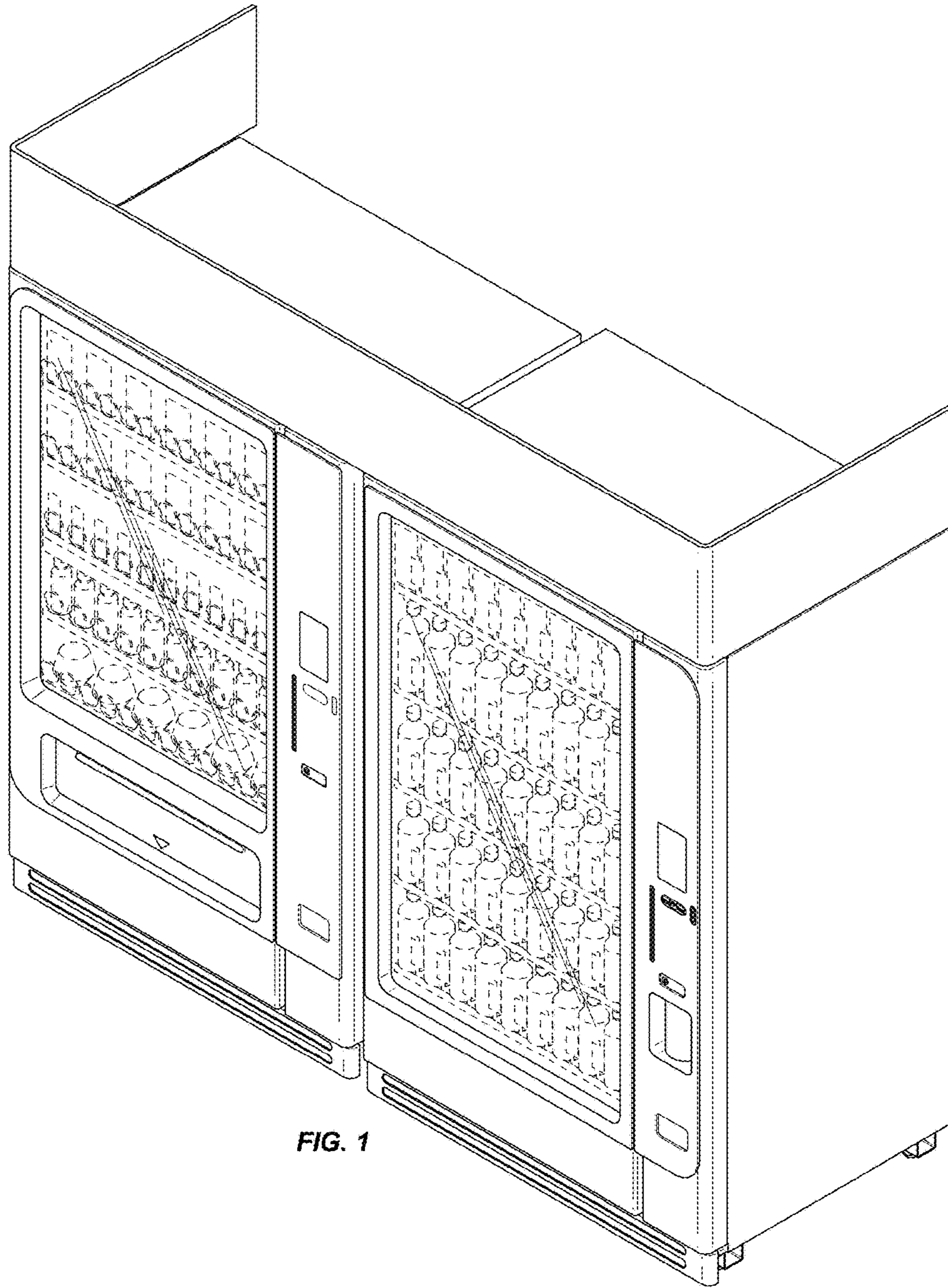


FIG. 1

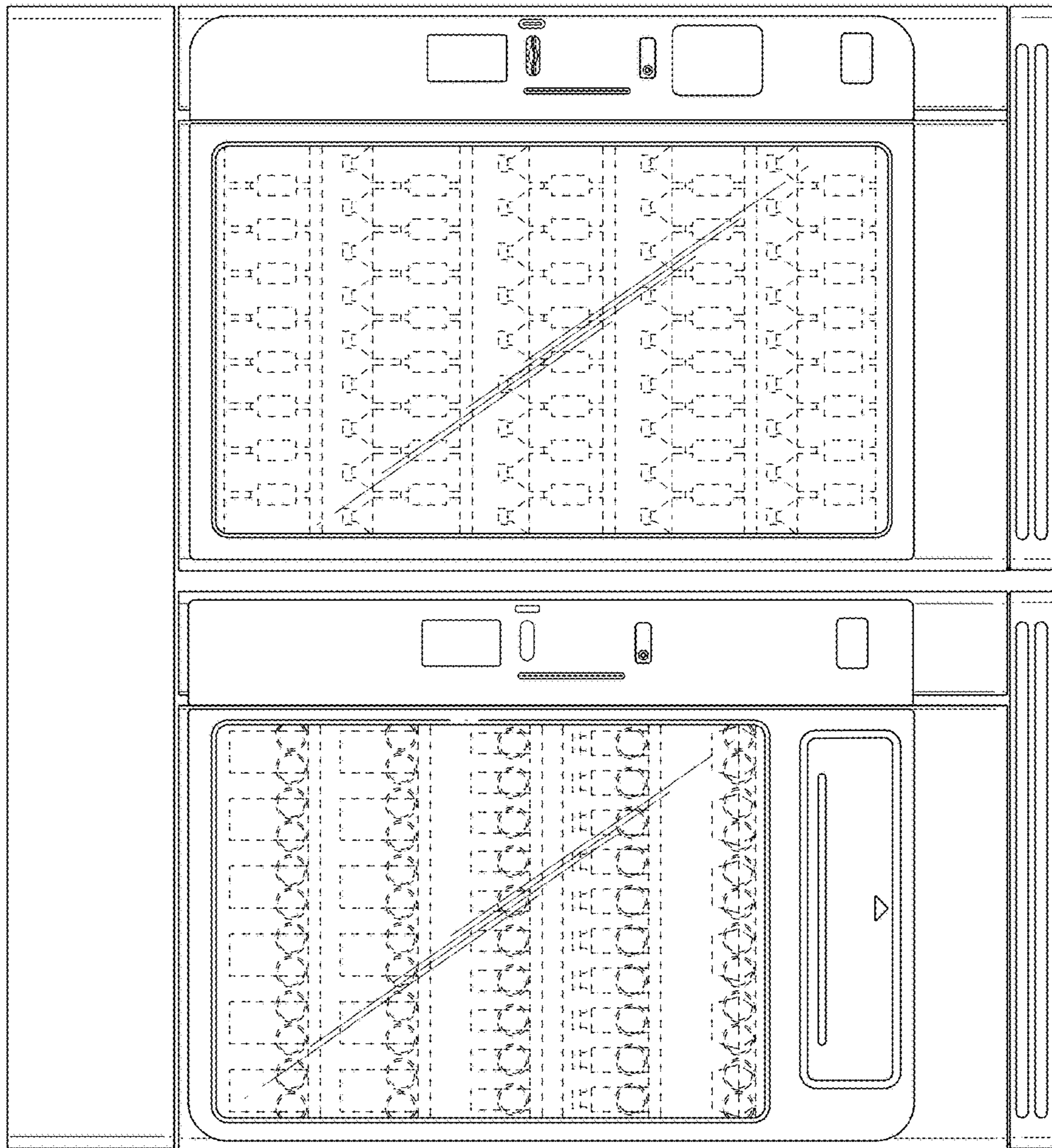



FIG. 2

FIG. 3






FIG. 5




FIG. 4

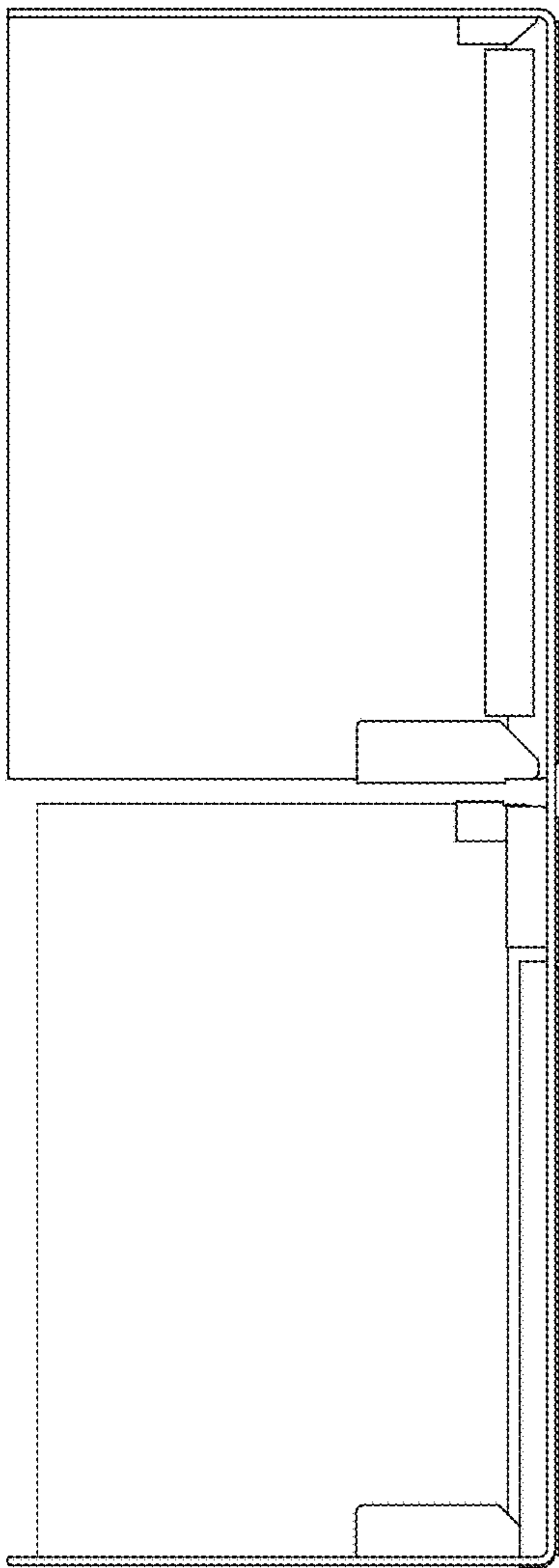


FIG. 6

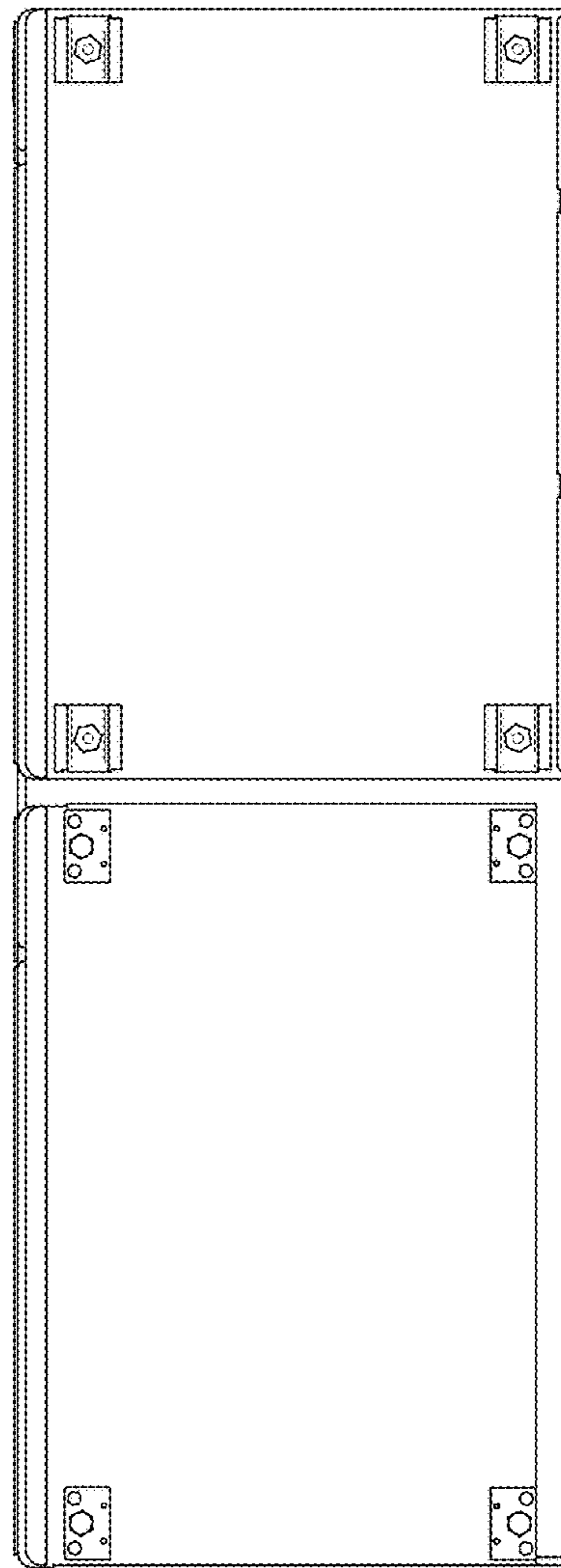


FIG. 7