

US00D861073S

(12) **United States Design Patent** (10) **Patent No.:** **US D861,073 S**
Broen et al. (45) **Date of Patent:** **** Sep. 24, 2019**

(54) **VENDING MACHINE** 7,497,352 B2 * 3/2009 Segiet G07F 9/105
221/150 A
(71) Applicant: **PepsiCo, Inc.**, Purchase, NY (US) D671,574 S 11/2012 Jafa et al.
D671,575 S 11/2012 Jafa et al.
(72) Inventors: **Martin Eduardo Broen**, New York, D671,576 S 11/2012 Jafa et al.
NY (US); **Stephen Lim**, Chappaqua, D692,059 S * 10/2013 Chen D20/4
NY (US); **Christian Stolarz**, Brooklyn, (Continued)
NY (US); **Seung-il Lo**, Rochester, MI (US)

FOREIGN PATENT DOCUMENTS

(73) Assignee: **PepsiCo, Inc.**, Purchase, NY (US)

JP 685112 8/1986
JP 1064542 3/2000
(Continued)

(**) Term: **15 Years**

OTHER PUBLICATIONS

(21) Appl. No.: **29/599,418**

Hello Goodness, posted at Competition.adesignaward.com, posted in 2017, site visited Jun. 14, 2019. online, available from https://competition.adesignaward.com/design.php?ID=55709 (Year: 2017).*

(22) Filed: **Apr. 3, 2017**

(51) **LOC (12) Cl.** **20-01**

(52) **U.S. Cl.**
USPC **D20/5**

(58) **Field of Classification Search**
USPC D20/1-9; D15/79, 81, 89; D99/28
CPC G06Q 20/18; G07F 7/00; G07F 7/025;
G07F 7/08; G07F 7/12; G07F 11/00;
G07F 11/02; G07F 11/62; G07F 11/165;
G07F 7/069; G07F 17/00; G07F 17/40
See application file for complete search history.

Primary Examiner — Mary Ann Calabrese
Assistant Examiner — Catherine Ho
(74) *Attorney, Agent, or Firm* — Sterne, Kessler,
Goldstein & Fox P.L.L.C.

(57) **CLAIM**

The ornamental design for a vending machine, as shown and described.

(56) **References Cited**

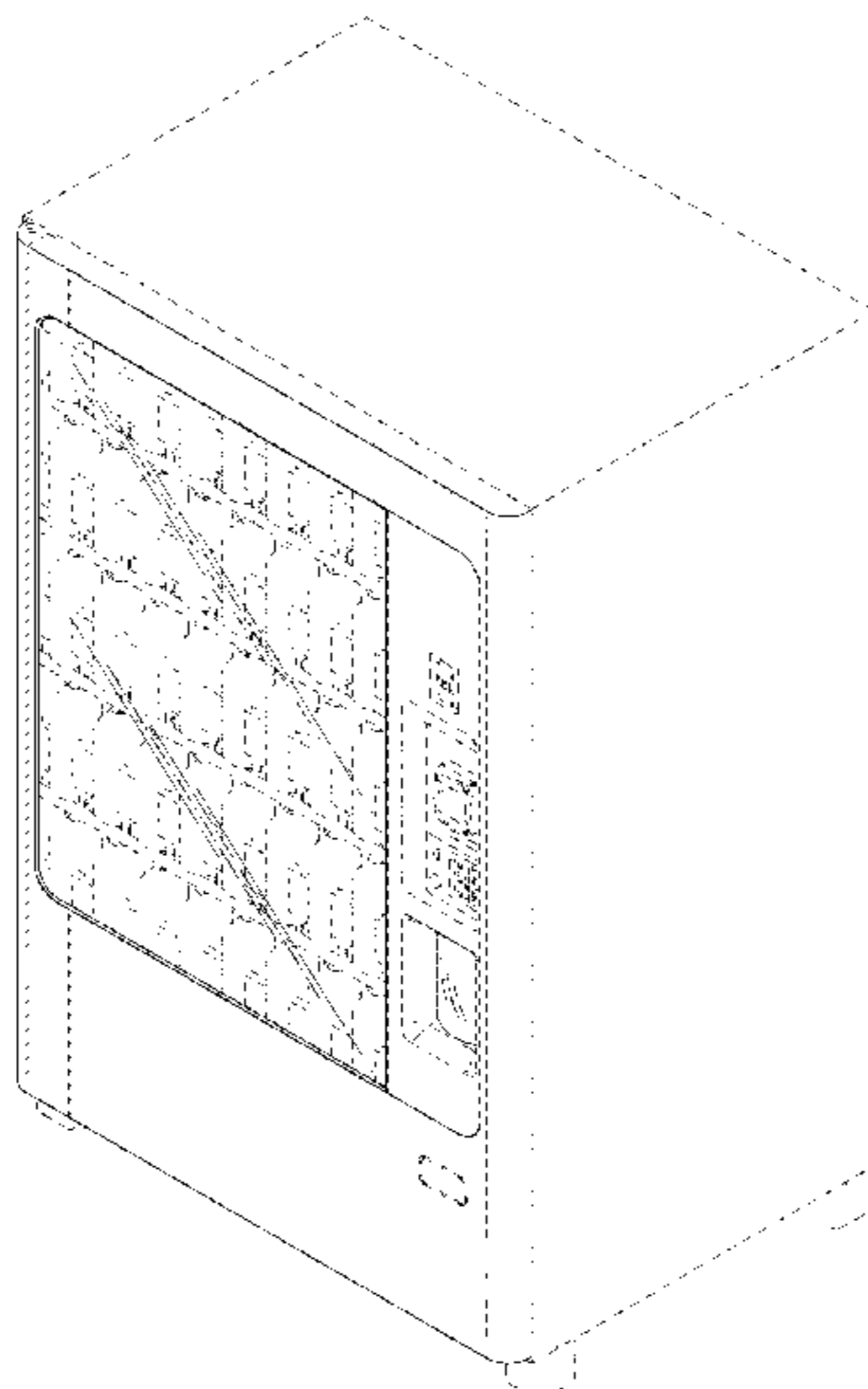
DESCRIPTION

U.S. PATENT DOCUMENTS

2,389,283 A 11/1945 Stewart
D193,529 S * 9/1962 Moore D20/4
4,320,933 A 3/1982 Felix et al.
4,326,620 A * 4/1982 Felix G07F 9/10
194/344
4,377,049 A 3/1983 Simon et al.
D271,107 S 10/1983 Trulaske
D288,574 S * 3/1987 King D20/4
4,699,295 A * 10/1987 Cedrone G07F 11/10
221/108
D434,446 S 11/2000 Hanyuda et al.
D541,350 S * 4/2007 Myers D20/8

FIG. 1 is a top front perspective view of a vending machine, showing the claimed design;
FIG. 2 is a front view thereof;
FIG. 3 is a rear view thereof;
FIG. 4 is a left side view thereof;
FIG. 5 is a right side view thereof;
FIG. 6 is a top view thereof; and,
FIG. 7 is a bottom view thereof.
The broken lines in the figures show portions of the vending machine that form no part of the claimed design.

1 Claim, 7 Drawing Sheets



(56)

References Cited

U.S. PATENT DOCUMENTS

D727,055 S 4/2015 Bogner et al.
D728,026 S 4/2015 Broen et al.
D763,355 S 8/2016 Stolarz et al.
D819,133 S * 5/2018 Broen D20/8
D819,739 S * 6/2018 Broen D20/8
2002/0079323 A1* 6/2002 Lauer G07F 11/54
221/119
2005/0189370 A1* 9/2005 Carter G07F 11/165
221/123
2010/0138037 A1* 6/2010 Adelberg G06Q 10/087
700/241
2018/0055248 A1* 3/2018 Vaz-Pocas A47F 3/0426

FOREIGN PATENT DOCUMENTS

JP 1101204 2/2001
KR 30-0347256 3/2004

* cited by examiner

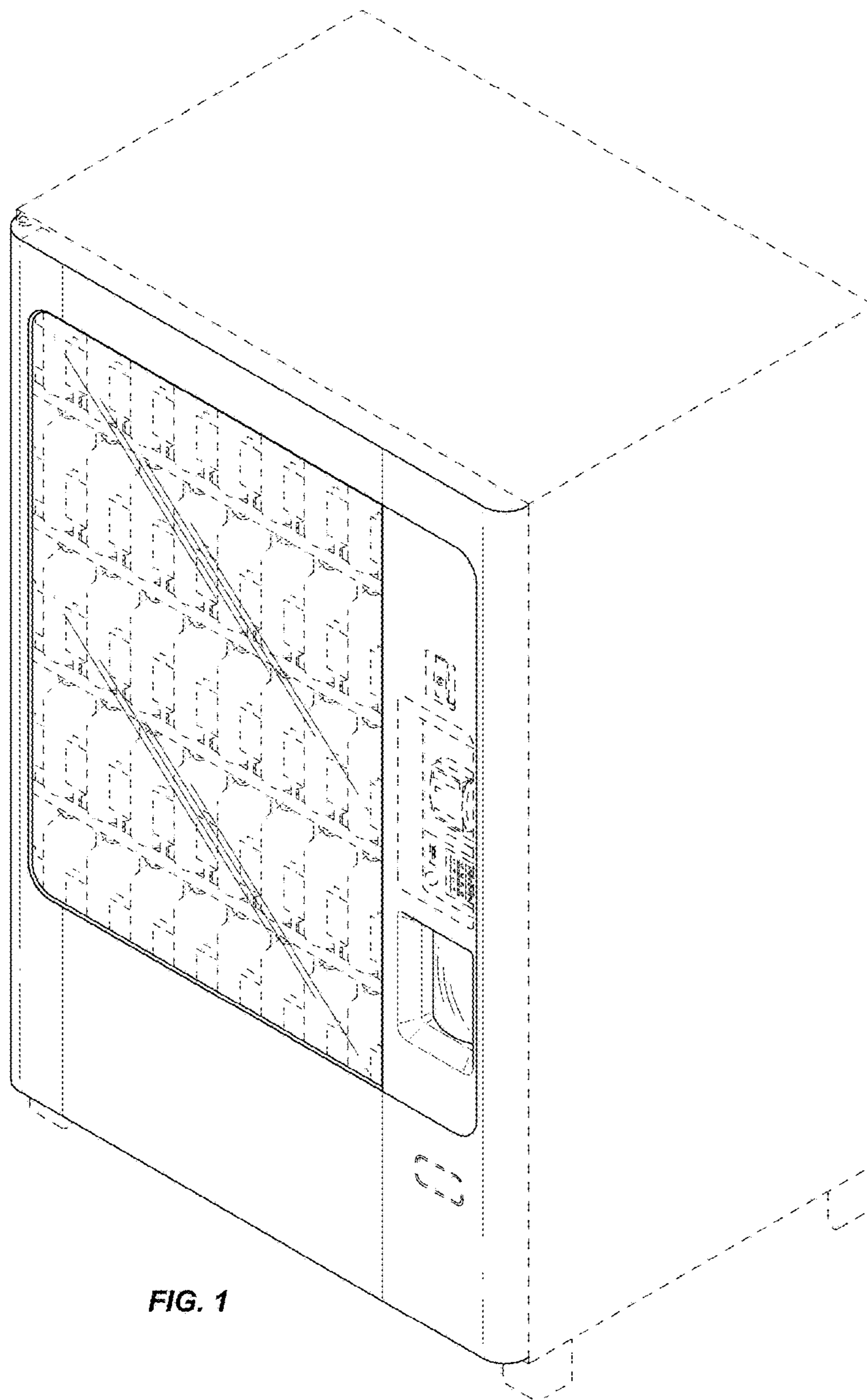


FIG. 1

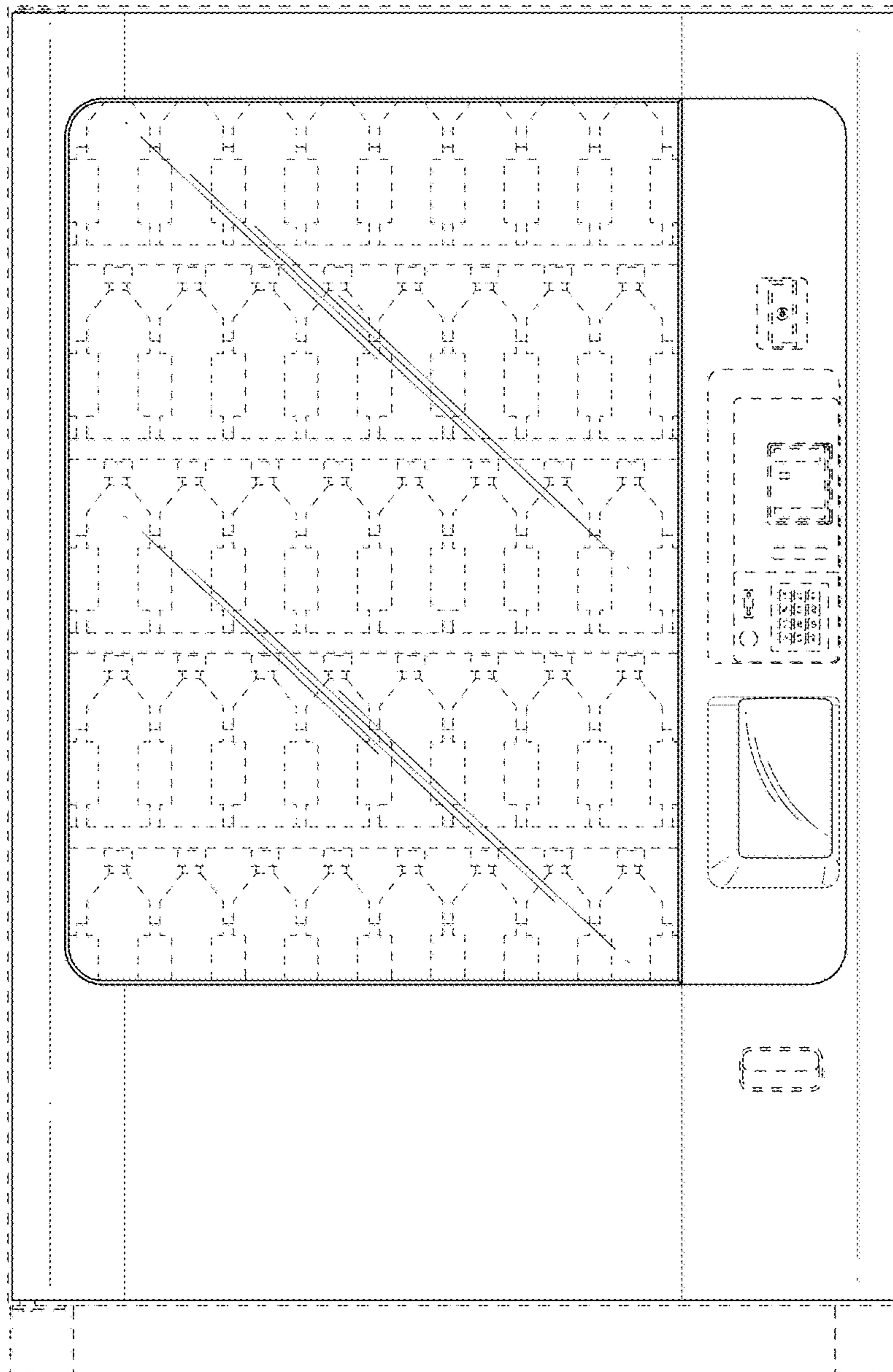


FIG. 2



FIG. 3




FIG. 4




FIG. 5



FIG. 6



FIG. 7