



US00D861033S

(12) **United States Design Patent** (10) **Patent No.:** **US D861,033 S**
Lyons et al. (45) **Date of Patent:** **** Sep. 24, 2019**

(54) **ELECTRONIC DEVICE WITH ICON**
(71) Applicant: **Apple Inc.**, Cupertino, CA (US)
(72) Inventors: **Richard D. Lyons**, San Francisco, CA (US); **Christopher I. Wilson**, San Francisco, CA (US)
(73) Assignee: **Apple Inc.**, Cupertino, CA (US)
(**) Term: **15 Years**
(21) Appl. No.: **29/649,909**
(22) Filed: **Jun. 3, 2018**
(51) **LOC (12) Cl.** **14-04**
(52) **U.S. Cl.**
USPC **D14/489**
(58) **Field of Classification Search**
USPC D14/485-495; 345/1.1, 1.2, 2.1-2.3, 3.1, 345/902; 715/763, 810, 836, 837, 846, 715/847, 977
CPC G06F 3/048; G06F 3/0481; G06F 3/04812; G06F 3/04817; G06F 3/0482; G06F 3/0483; G06F 3/0484; G06F 3/04847; G06F 3/0485; G06F 3/04855; G06F 3/04886; G06Q 30/00; H03J 1/00; H03J 1/0008; H03J 1/0016; H03J 1/0025; H04N 5/00; H04N 5/08; H04N 5/14; H04N 5/222; H04N 5/225; H04N 5/232; H04N 5/445; H04N 5/44543; H04N 5/45; H04N 2005/44517; H04N 2005/44521; H04N 2005/44526; H04N 2005/4453; H04N 2005/44534; H04N 2005/44539; H04N 2005/44547; H04N 2005/44556; H04N 2005/4456; H04N 2005/44565; H04N 2005/44569; H04N 2005/44573; H04N 21/00; H04N 21/234; H04N 21/431; H04N 21/4312; H04N 21/4314; H04N 21/4316
See application file for complete search history.


(56) **References Cited**
U.S. PATENT DOCUMENTS
D710,378 S 8/2014 Lemay et al.
D711,427 S 8/2014 Clarke et al.
(Continued)
OTHER PUBLICATIONS
Timashenka, Alex. "Flat and simple part 1." iconfinder.com. Added Sep. 26, 2015. Accessed Jun. 6, 2019. Available online at URL: <https://www.iconfinder.com/iconsets/flat-and-simple-part-1> (Year: 2015).*
(Continued)

Primary Examiner — Cathron C Brooks
Assistant Examiner — Christian P. McLean
(74) *Attorney, Agent, or Firm* — Sterne, Kessler, Goldstein & Fox P.L.L.C.

(57) **CLAIM**
The ornamental design for an electronic device with icon, as shown and described.

DESCRIPTION
The file of this patent contains at least one drawing/photograph executed in color. Copies of this patent with color drawing(s)/photograph(s) will be provided by the Office upon request and payment of the necessary fee.
FIG. 1 is a front view of an electronic device with icon showing the claimed design;
FIG. 2 is another embodiment of an electronic device with icon showing the claimed design; and
FIG. 3 is a front view of an alternate electronic device showing the icon of FIG. 1 applied thereto. The icon design of FIG. 2 may be similarly applied thereto.
The outer broken lines in the figures show an electronic device having a display screen, or an alternate electronic device having a display screen, and form no part of the claimed design.

1 Claim, 2 Drawing Sheets
(2 of 2 Drawing Sheet(s) Filed in Color)



(56)

References Cited

U.S. PATENT DOCUMENTS

D733,750 S *	7/2015	Eilam	D14/489
D754,734 S *	4/2016	Guzman	D14/489
D760,759 S	7/2016	Butcher et al.	
D763,874 S	8/2016	Boix Sagarra et al.	
D766,975 S *	9/2016	Lim	D14/489
D780,802 S	3/2017	Anzures et al.	
D791,821 S *	7/2017	Brody	D14/489
D795,295 S	8/2017	Bull et al.	
D822,712 S *	7/2018	Butcher	D14/489
D826,265 S *	8/2018	Silva	D14/489
D841,691 S *	2/2019	Rannanjarvi	D14/490

OTHER PUBLICATIONS

Tahil, Tahsin. "Shift (Interfaces)." iconfinder.com. Added Dec. 12, 2014. Accessed Jun. 6, 2019. Available online at URL: <https://www.iconfinder.com/iconsets/shift-interfaces> (Year: 2014).*

* cited by examiner




FIG. 1




FIG. 2




FIG. 3