



US00D860986S

(12) **United States Design Patent** (10) **Patent No.:** **US D860,986 S**  
**Lee et al.** (45) **Date of Patent:** **\*\* Sep. 24, 2019**

(54) **COMPUTER BODY**

(71) Applicant: **SAMSUNG ELECTRONICS CO., LTD.**, Suwon-si, Gyeonggi-do (KR)

(72) Inventors: **Jusuek Lee**, Ansan-si (KR); **Hyuntaik Lim**, Epsom (GB)

(73) Assignee: **SAMSUNG ELECTRONICS CO., LTD.**, Gyeonggi-Do (KR)

(\*\*) Term: **15 Years**

(21) Appl. No.: **29/641,287**

(22) Filed: **Mar. 21, 2018**

(30) **Foreign Application Priority Data**

Oct. 11, 2017 (KR) ..... 30-2017-0046957

(51) **LOC (12) Cl.** ..... **14-02**

(52) **U.S. Cl.**  
USPC ..... **D14/314**

(58) **Field of Classification Search**  
USPC ..... D14/300, 301, 308, 314, 348-349,  
D14/353-354, 356-358; D3/208, 216  
CPC ..... G06F 13/00; G06F 16/00; G06F 16/10;  
G06F 1/1628; G06F 1/163; G06F 1/16;  
H01H 2231/002

See application file for complete search history.

(56) **References Cited**

**U.S. PATENT DOCUMENTS**

D412,889 S \* 8/1999 Brunner ..... D14/348  
D453,019 S \* 1/2002 Oba ..... D14/348  
D667,401 S \* 9/2012 Mueller ..... D14/354

D688,657 S \* 8/2013 Hallar ..... D14/300  
D694,247 S \* 11/2013 Besterman ..... D14/301  
D736,758 S \* 8/2015 Schmidt ..... D14/300  
D755,795 S \* 5/2016 Kulovany ..... D14/440  
D794,018 S \* 8/2017 Basil ..... D14/356  
D801,334 S \* 10/2017 Bowes ..... D14/348  
D803,824 S \* 11/2017 Zhou ..... D14/314  
D808,963 S \* 1/2018 Delpier ..... D14/348  
D823,850 S \* 7/2018 Lim ..... D14/318  
D837,666 S \* 1/2019 Butler ..... D10/49  
D838,717 S \* 1/2019 Quijano ..... D14/349

**FOREIGN PATENT DOCUMENTS**

DM 091879 3/2016

\* cited by examiner

*Primary Examiner* — Sandra S Snapp

*Assistant Examiner* — Katherine Glennon

(74) *Attorney, Agent, or Firm* — Cantor Colburn LLP

(57) **CLAIM**

The ornamental design for a computer body, as shown and described.

**DESCRIPTION**

FIG. 1 is a front perspective view of a computer body, showing my new design;  
FIG. 2 is a front view thereof;  
FIG. 3 is a rear view thereof;  
FIG. 4 is a left-side view thereof;  
FIG. 5 is a right-side view thereof;  
FIG. 6 is a top view thereof; and,  
FIG. 7 is a bottom view thereof.  
The broken lines illustrating portions of the computer body form no part of the claimed design.

**1 Claim, 5 Drawing Sheets**

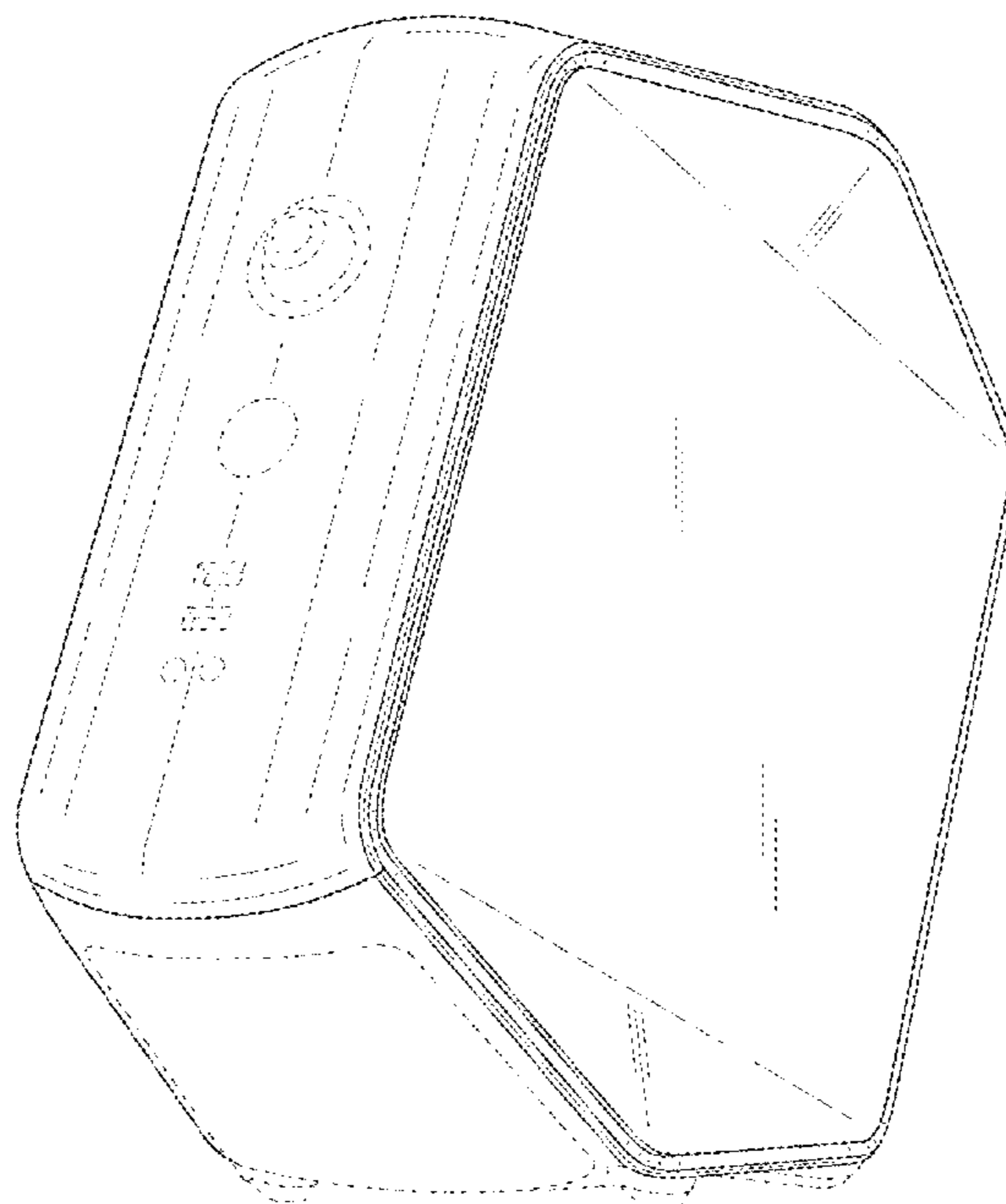


FIG. 1

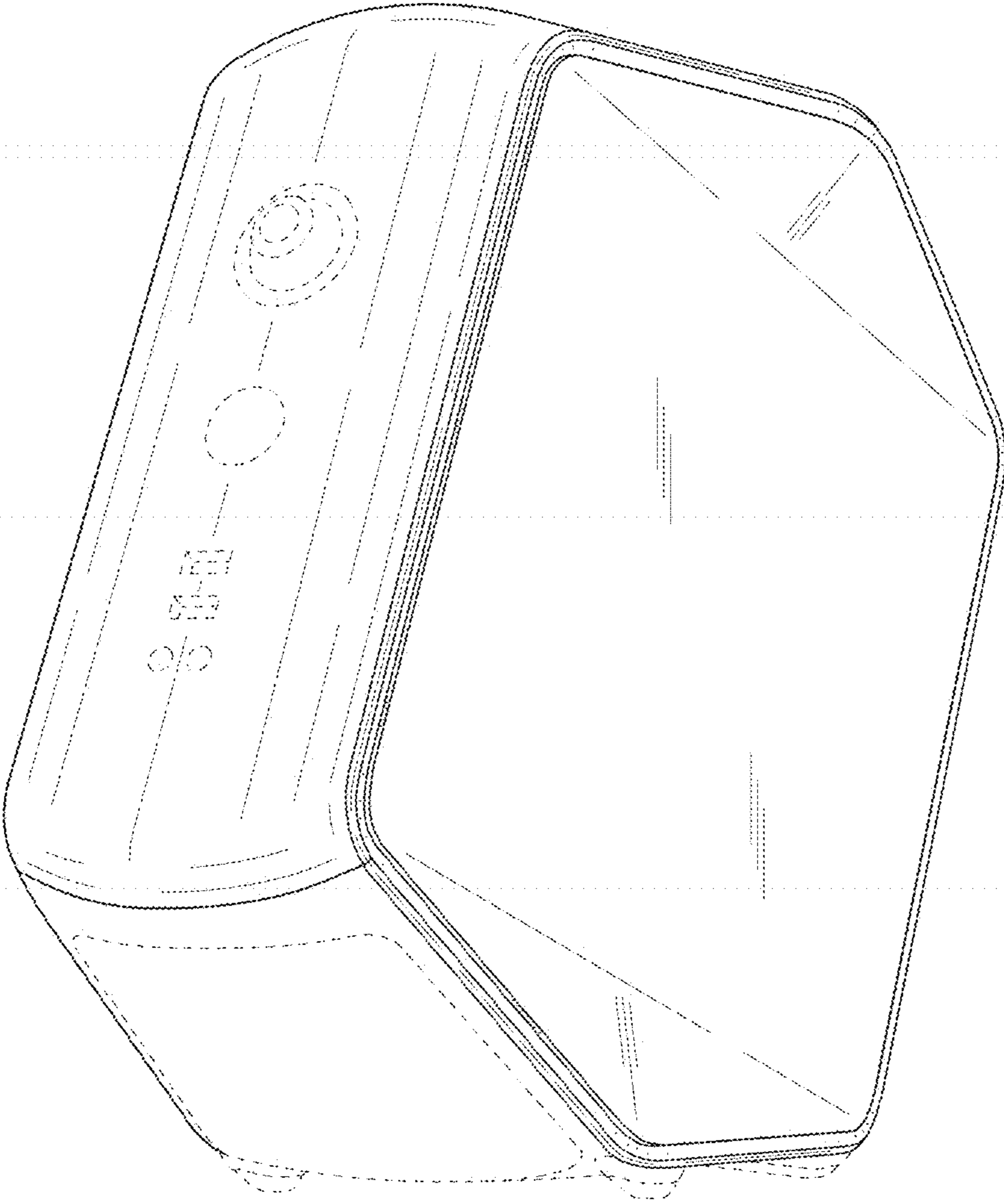


FIG.2

FIG.3

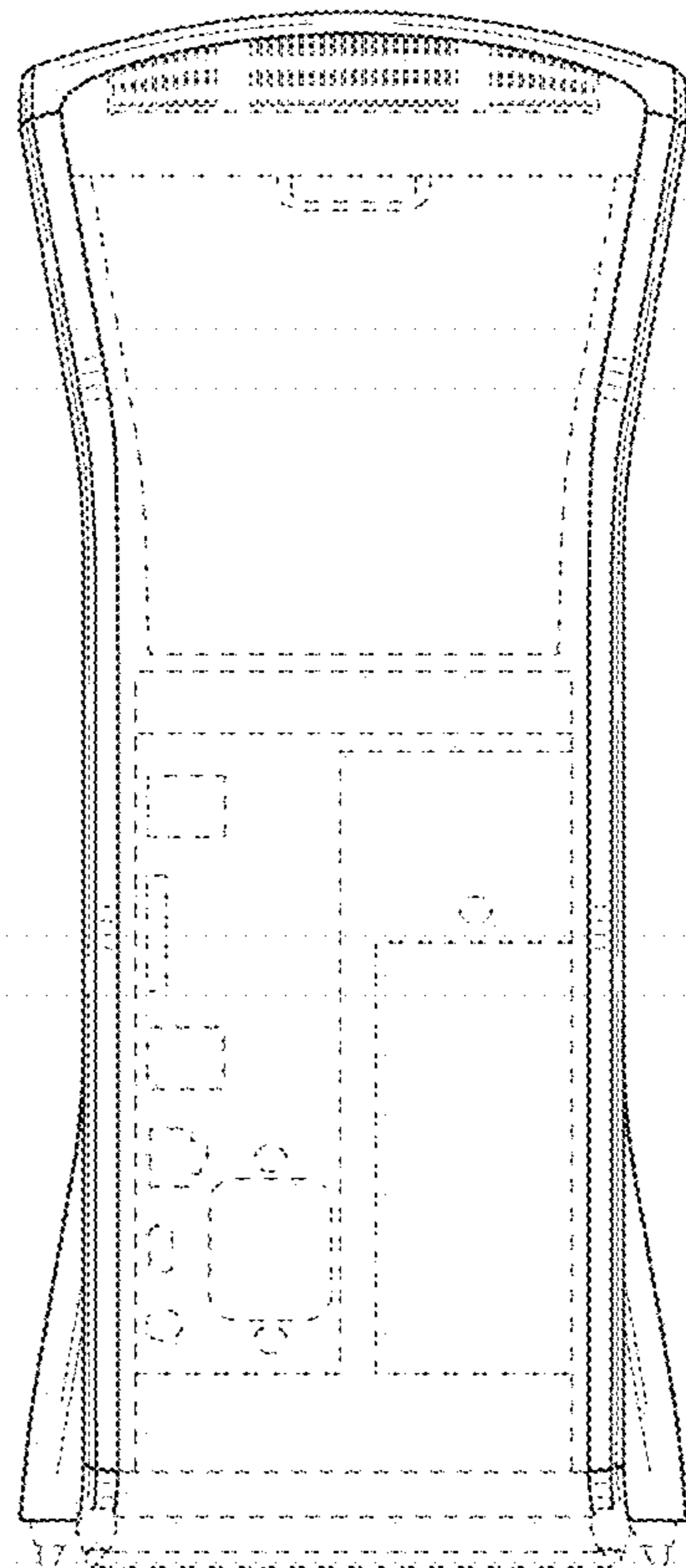
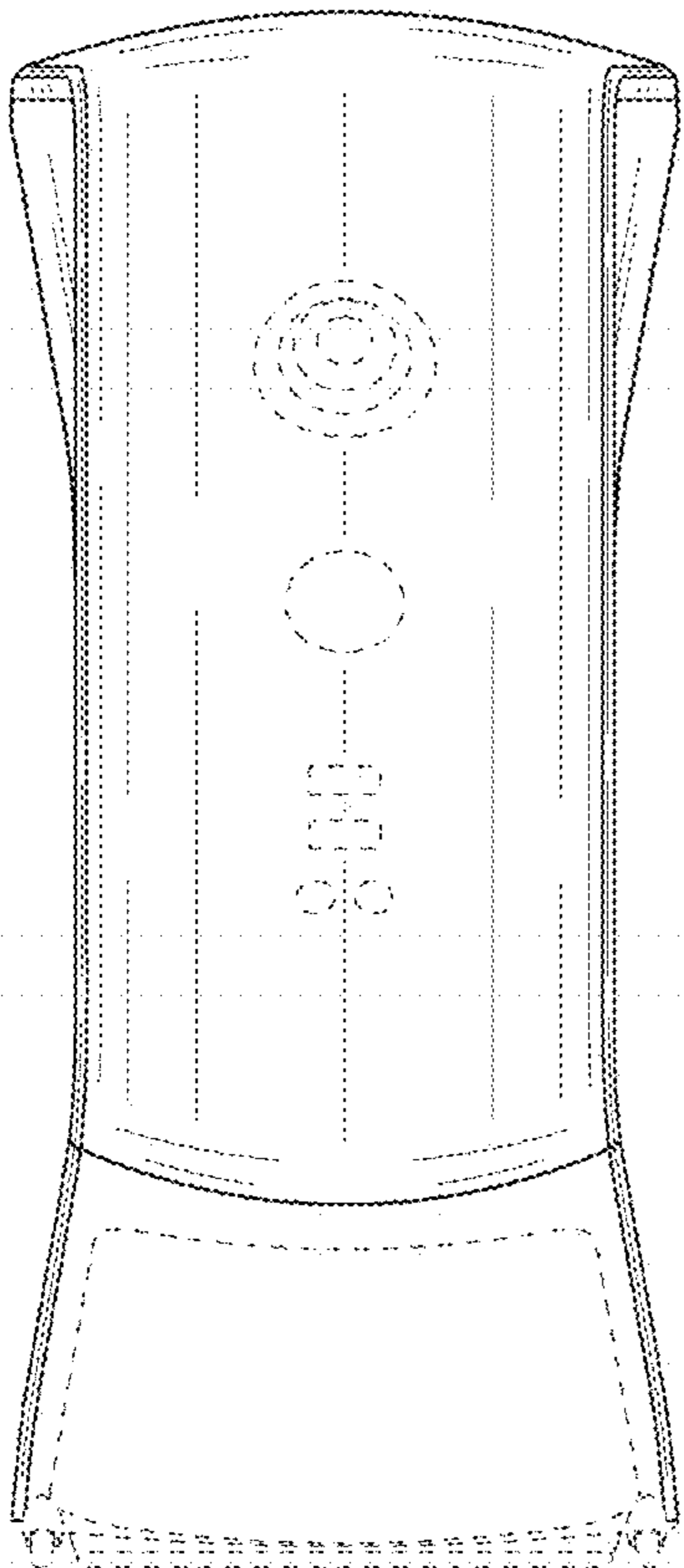


FIG.4

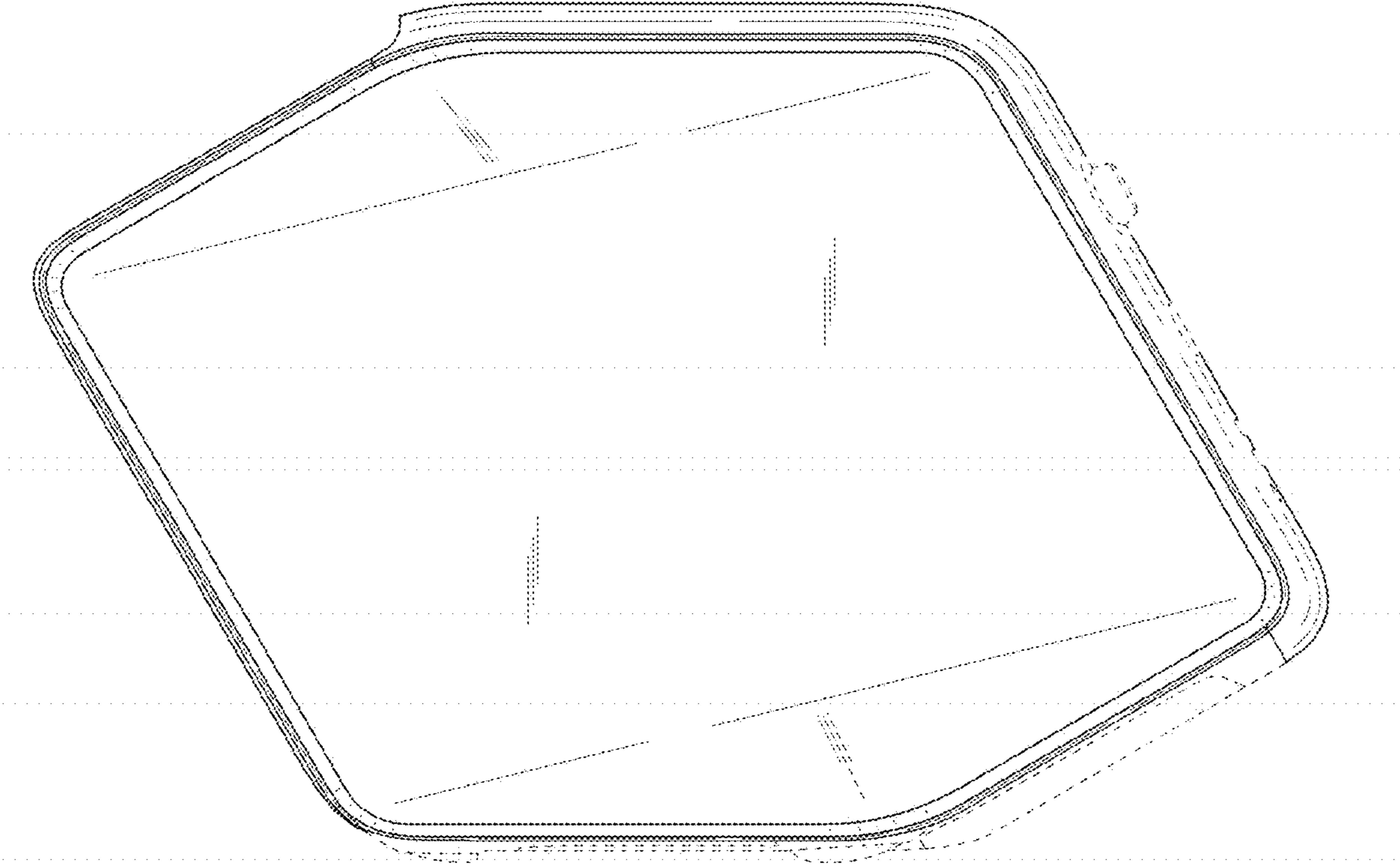


FIG.5

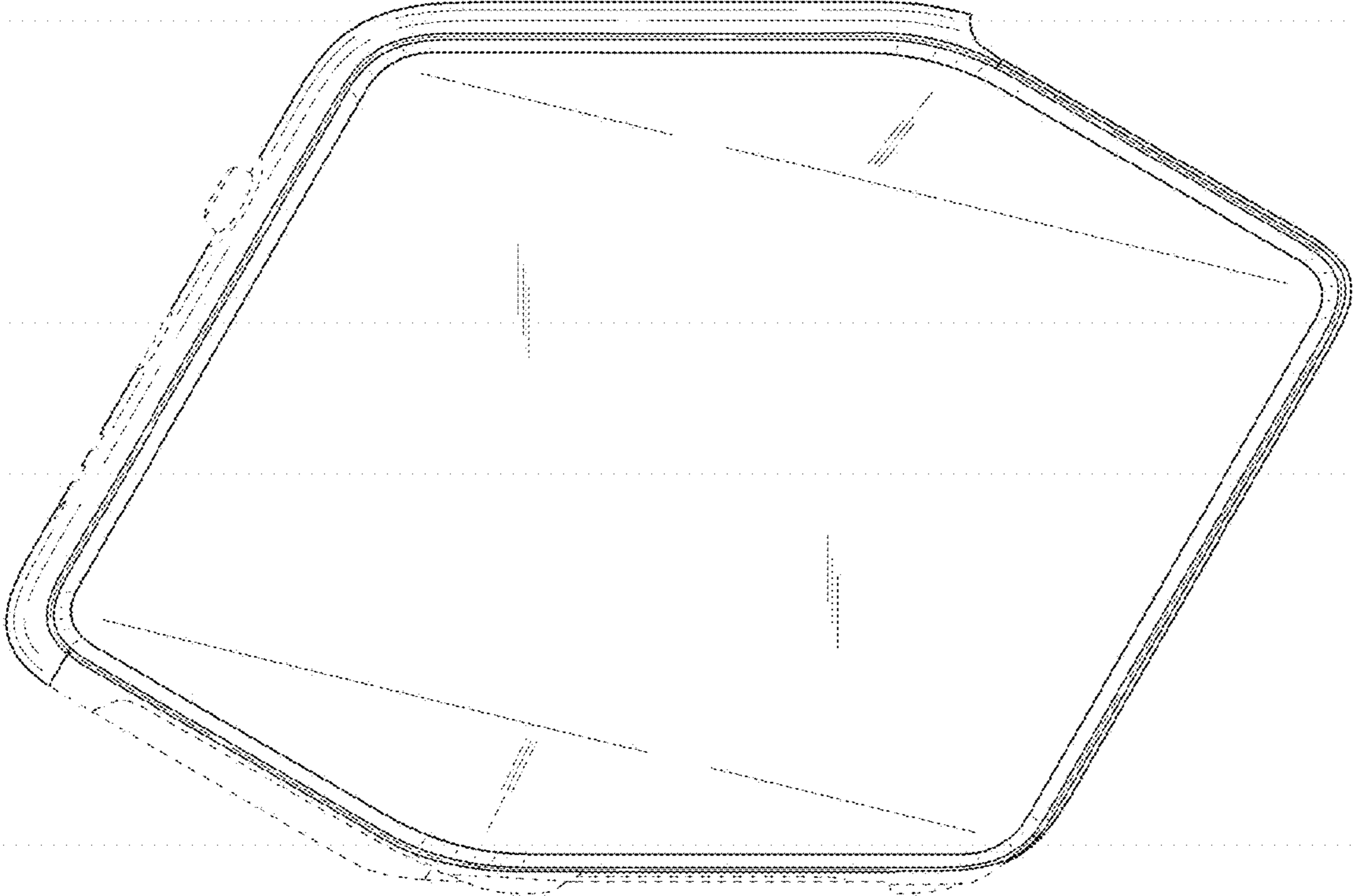


FIG.6

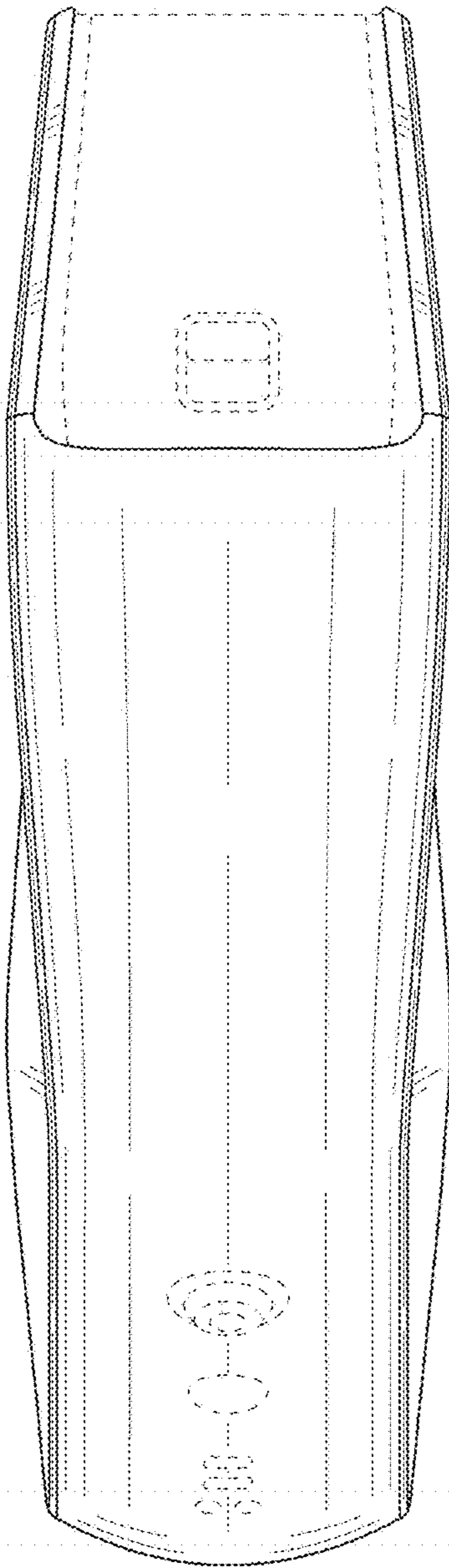


FIG.7

