

US00D860982S

(12) **United States Design Patent** (10) **Patent No.:** **US D860,982 S**
Ackeret et al. (45) **Date of Patent:** **** Sep. 24, 2019**

(54) **PROTECTIVE COVER FOR ELECTRONIC EQUIPMENT**

(71) Applicant: **Kinetix AG**, Glarus (CH)

(72) Inventors: **Peter Ackeret**, Zurich (CH); **Michael Andreas Keller**, Freudenstadt (DE)

(73) Assignee: **KINETIX AG**, Glarus (CH)

(**) Term: **15 Years**

(21) Appl. No.: **29/619,265**

(22) Filed: **Sep. 28, 2017**

Related U.S. Application Data

(62) Division of application No. 35/501,337, filed on Feb. 3, 2016 (U.S. filing date under 35 U.S.C. 384), and having an international filing date of Feb. 3, 2016, now Pat. No. Des. 813,857.

(30) **Foreign Application Priority Data**

Aug. 3, 2015	(CH)	1416/94
Aug. 15, 2015	(CH)	1417/32
Oct. 9, 2015	(CH)	1418/85

(51) **LOC (12) Cl.** **14-03**

(52) **U.S. Cl.**
USPC **D14/250**

(58) **Field of Classification Search**
USPC D14/240, 242, 248, 250
(Continued)

(56) **References Cited**

U.S. PATENT DOCUMENTS

D609,226 S *	2/2010	Hofer	14/248
D630,608 S *	1/2011	Choi	D14/138 AA

(Continued)

Primary Examiner — Michael A. Pratt

(74) *Attorney, Agent, or Firm* — Leydig, Voit & Mayer, Ltd.


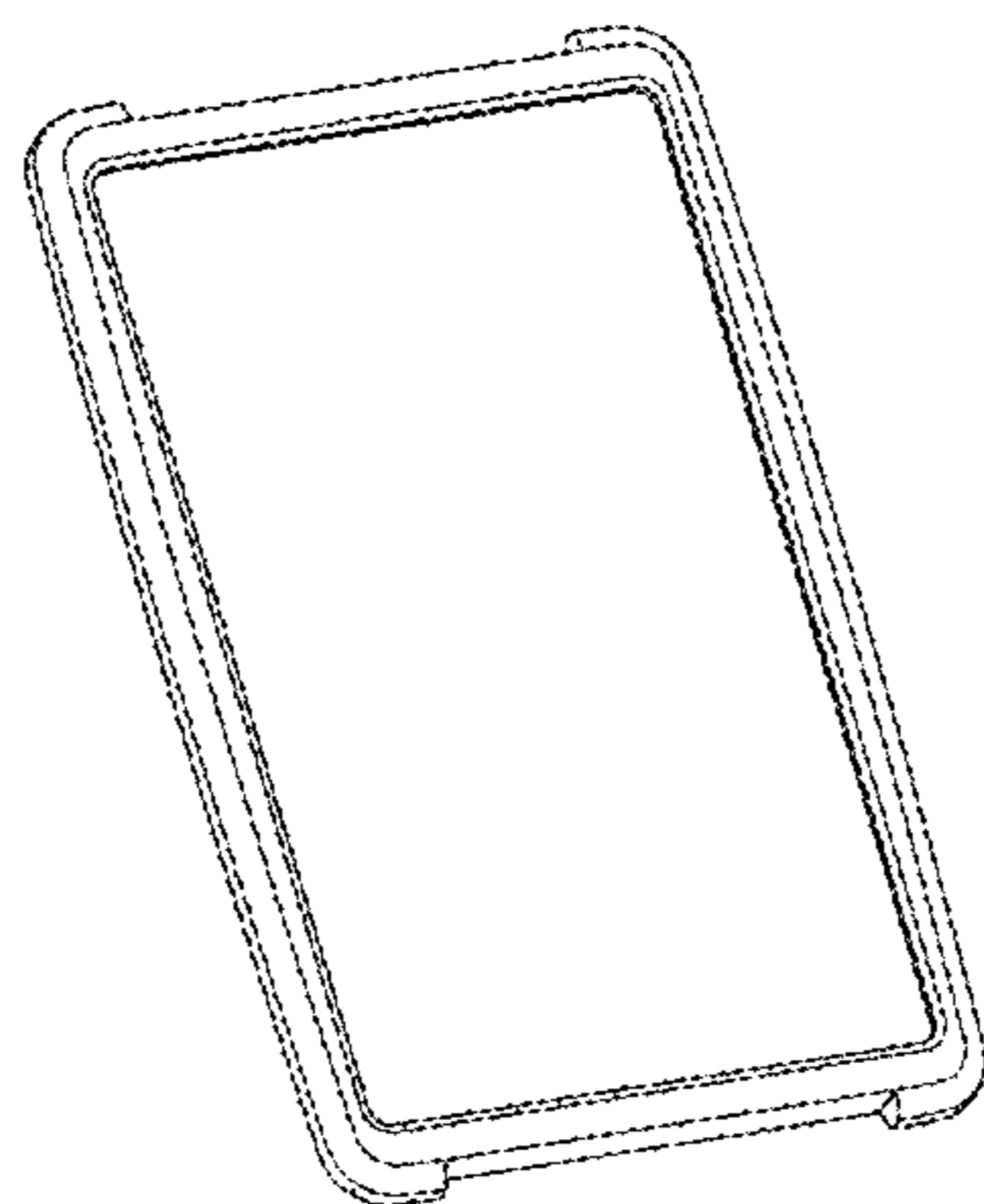
(57) **CLAIM**

The ornamental design for a protective cover for electronic equipment, as shown.

DESCRIPTION

FIG. 1 is a top left front perspective view of a first embodiment of the protective cover for electronic equipment showing our new design;
 FIG. 2 is a top right front perspective view thereof;
 FIG. 3 is a front perspective view thereof;
 FIG. 4 is a left side elevational view thereof;
 FIG. 5 is a right side elevational view thereof;
 FIG. 6 is a top plan view thereof;
 FIG. 7 is a bottom plan view thereof;
 FIG. 8 is a rear perspective view thereof;
 FIG. 9 is a top left rear perspective view thereof; and
 FIG. 10 is a top left front perspective view of a second embodiment of the protective cover for electronic equipment showing our new design;
 FIG. 11 is a top right front perspective view thereof;
 FIG. 12 is a front perspective view thereof;
 FIG. 13 is a left side elevational view thereof;
 FIG. 14 is a right side elevational view thereof;
 FIG. 15 is a top plan view thereof;
 FIG. 16 is a bottom plan view thereof;
 FIG. 17 is a rear perspective view thereof;
 FIG. 18 is a top left rear perspective view thereof; and
 FIG. 19 is a top left front perspective view of a third embodiment of the protective cover for electronic equipment showing our new design;
 FIG. 20 is a top right front perspective view thereof;
 FIG. 21 is a front perspective view thereof;
 FIG. 22 is a left side elevational view thereof;
 FIG. 23 is a right side elevational view thereof;
 FIG. 24 is a top plan view thereof;
 FIG. 25 is a bottom plan view thereof;
 FIG. 26 is a rear perspective view thereof; and
 FIG. 27 is a top left rear perspective view thereof.

1 Claim, 21 Drawing Sheets



US D860,982 S

Page 2

(58) **Field of Classification Search**

CPC H04B 1/3888; H04M 1/0283; H04M
1/0202; A45C 1/06; A45C 2011/002;
A45C 11/00; A45C 13/02; A45F
2005/026; A45F 2200/0525; A45F
2200/0516

See application file for complete search history.

(56) **References Cited**

U.S. PATENT DOCUMENTS

D640,662 S * 6/2011 Hwang D14/138 AD
D643,837 S * 8/2011 Smith D14/250
D655,705 S * 3/2012 Matsuoka D14/341
D665,809 S * 8/2012 Wang D14/248
D673,958 S * 1/2013 Fathollahi D14/439
D675,210 S * 1/2013 Kim D14/439
D677,667 S * 3/2013 Smith D14/440
D678,290 S * 3/2013 Smith D14/440
D679,714 S * 4/2013 Smith D14/440
D680,546 S * 4/2013 Tang D14/440
D694,244 S * 11/2013 Magness D14/440

D695,298 S * 12/2013 Han D14/440
D703,211 S * 4/2014 Weller D14/440
8,706,176 B1 * 4/2014 Jia H04M 1/04
206/305
D709,062 S * 7/2014 Melanson D14/250
D712,892 S * 9/2014 Hong D14/250
D730,341 S * 5/2015 Chan D14/250
D731,493 S * 6/2015 Mills D14/440
D731,495 S * 6/2015 Hassett D14/440
D732,541 S * 6/2015 Bates D14/440
D735,704 S * 8/2015 Chung D14/248
D750,086 S * 2/2016 Langhein H04M 1/04
D14/440
9,527,456 B2 * 12/2016 Ackeret B60R 11/02
D781,840 S * 3/2017 Kim D14/250
D781,863 S * 3/2017 Lai D14/440
D785,636 S * 5/2017 Oberpriller D14/440
D786,880 S * 5/2017 Ackeret D14/440
D787,505 S * 5/2017 Kim D14/341
D791,755 S * 7/2017 Kim D14/250
2010/0289390 A1 * 11/2010 Kenney B29C 43/006
312/223.1

* cited by examiner

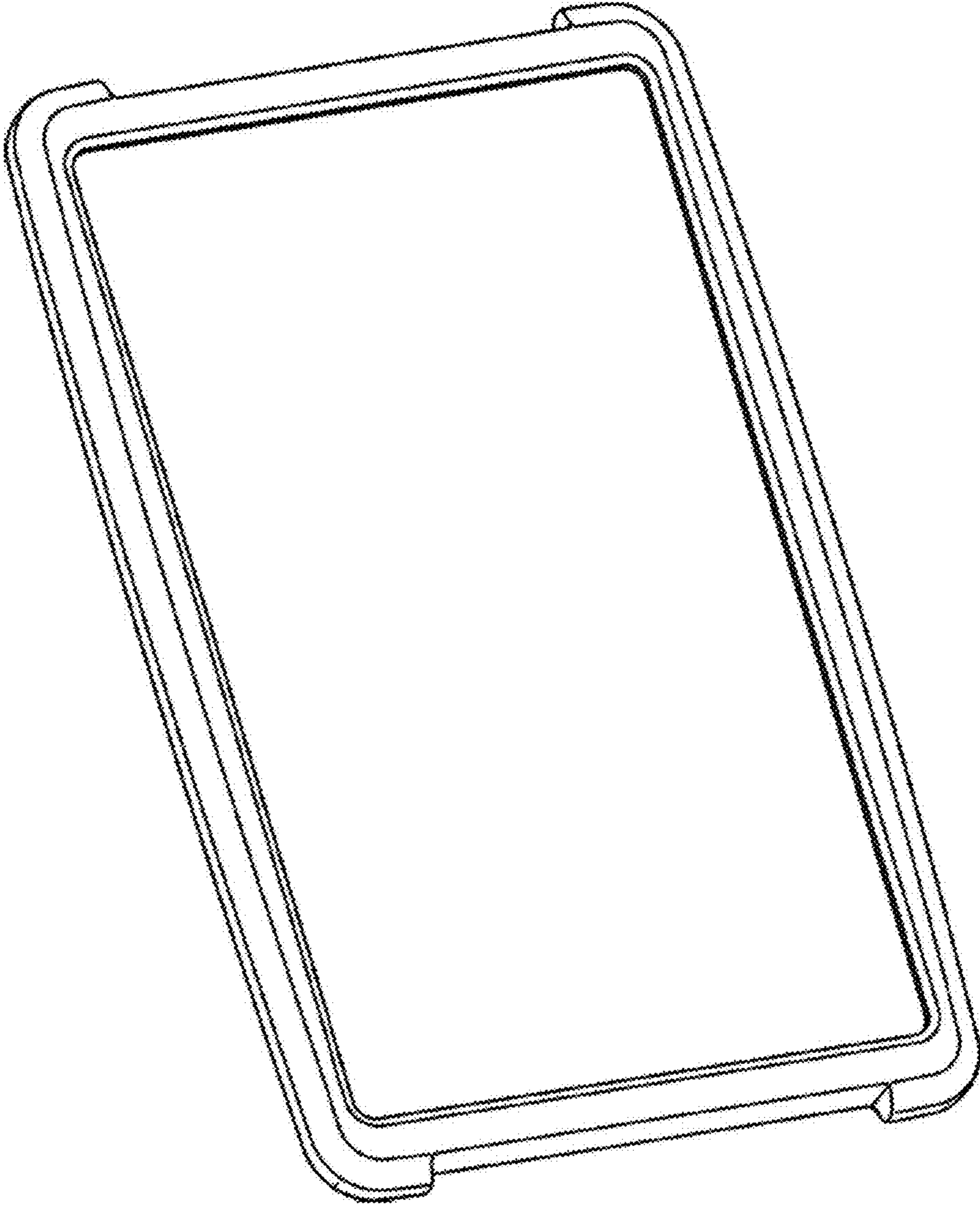


Fig. 1




Fig. 2




Fig. 3




Fig. 4




Fig. 5



Fig. 6




Fig. 7




Fig. 8




Fig. 9

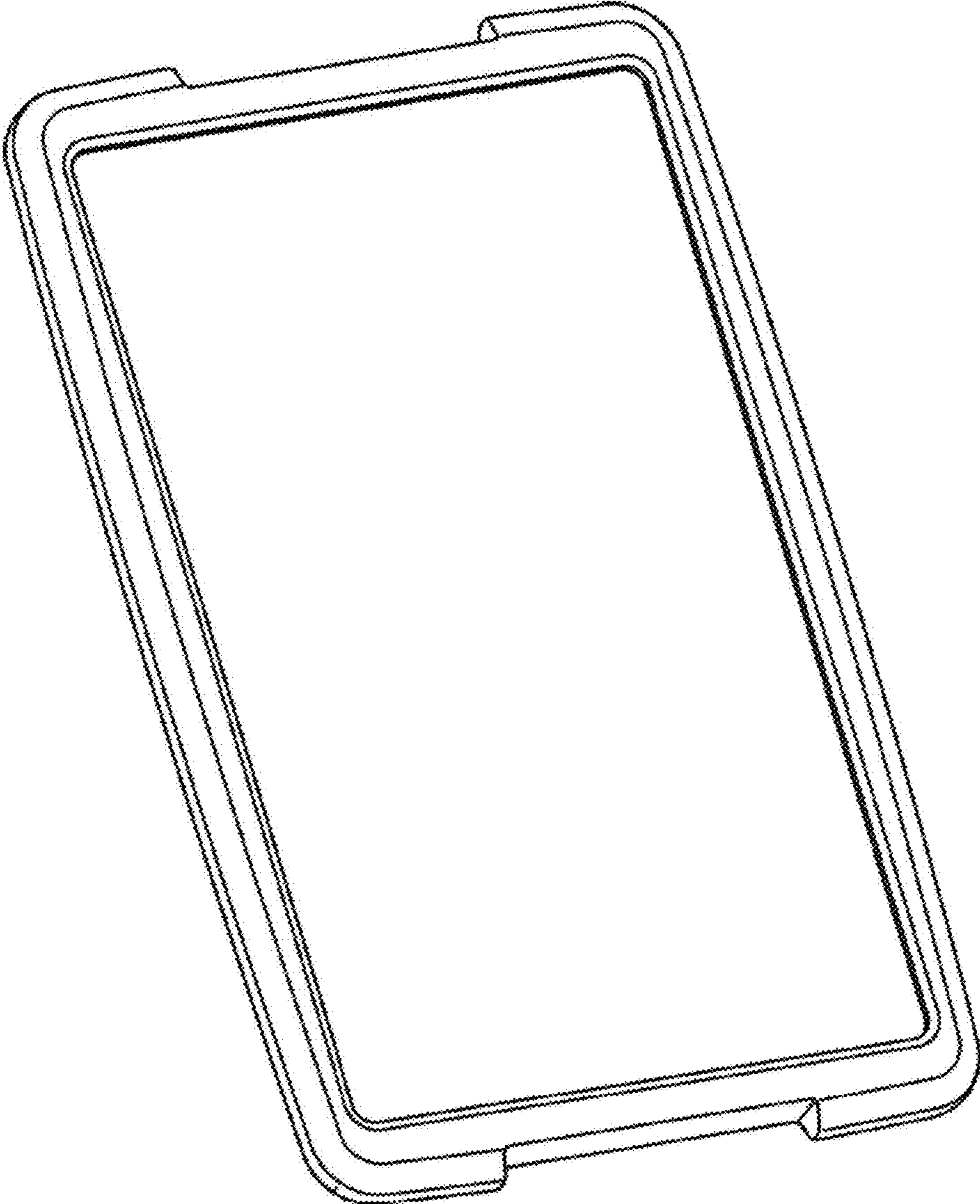


Fig. 10




Fig. 11




Fig. 12




Fig. 13




Fig. 14



Fig. 15



Fig. 16




Fig. 17




Fig. 18

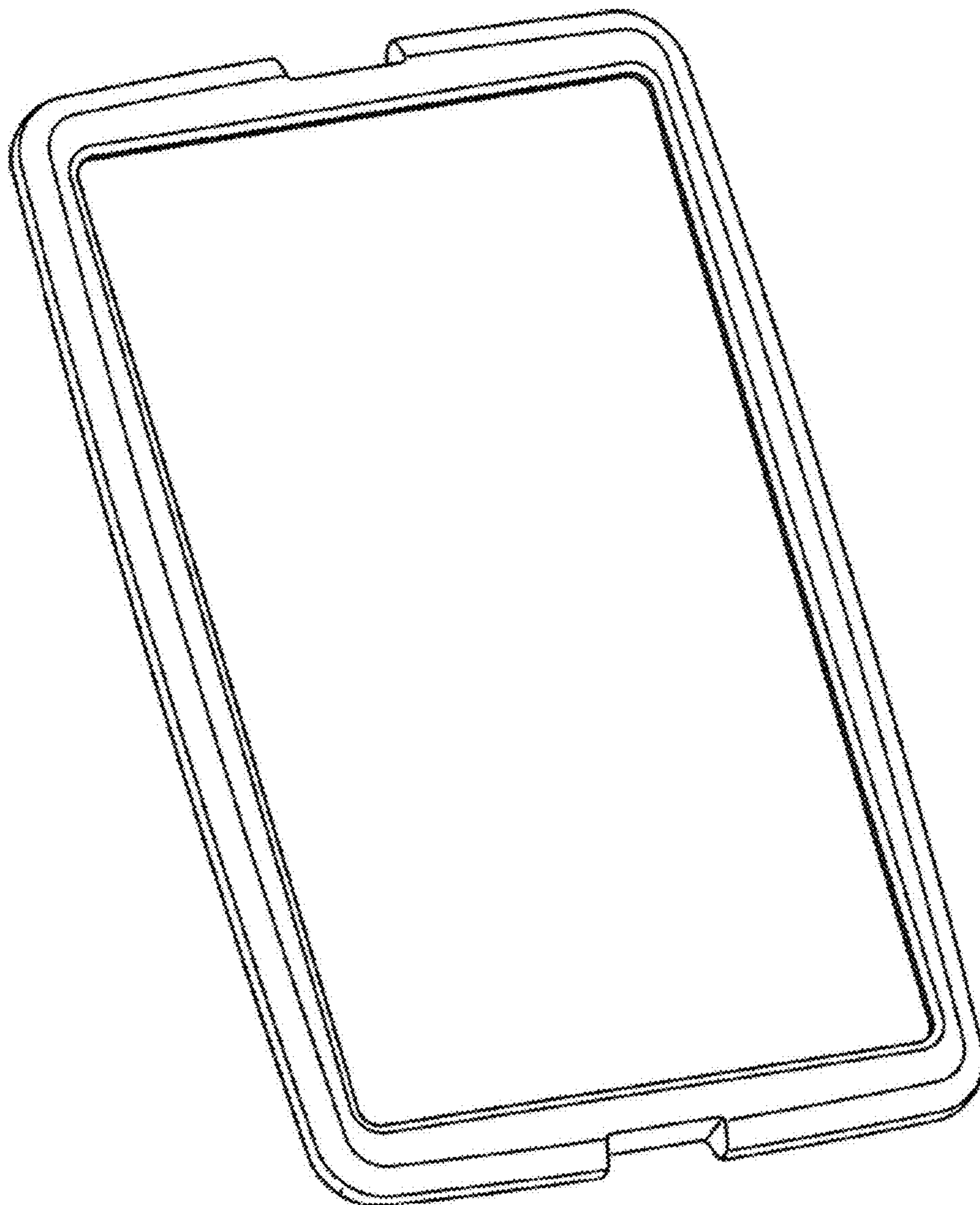


Fig. 19




Fig. 20




Fig. 21




Fig. 22




Fig. 23



Fig. 24



Fig. 25




Fig. 26




Fig. 27