



US00D860981S

(12) **United States Design Patent** (10) **Patent No.:** **US D860,981 S**  
**Yuan** (45) **Date of Patent:** **\*\* Sep. 24, 2019**

(54) **PHONE CASE**

(71) Applicant: **Haiyan Yuan**, Shenzhen (CN)

(72) Inventor: **Haiyan Yuan**, Shenzhen (CN)

(\*\*) Term: **15 Years**

(21) Appl. No.: **29/585,907**

(22) Filed: **Nov. 30, 2016**

(51) **LOC (12) Cl.** ..... **14-03**

(52) **U.S. Cl.**  
 USPC ..... **D14/250**

(58) **Field of Classification Search**  
 USPC ..... D3/201, 218, 232, 233, 239, 242,  
 D3/245-247, 269, 273, 301, 303;  
 D13/103, 107, 108, 119; D14/137,  
 D14/138 R, 138 AA, 138 C, 138 G,  
 D14/203.3-203.7, 217, 238.1, 247, 248,  
 D14/250, 251-253, 440  
 CPC ..... H04B 1/3888; H04M 1/0283; H04M  
 1/0202; A45C 1/06; A45C 2011/002;  
 A45C 23/02; A45C 11/00; A45F  
 2005/028; A45F 2200/0525; A45F  
 2200/0516  
 See application file for complete search history.

(56) **References Cited**  
 U.S. PATENT DOCUMENTS

D637,591 S \* 5/2011 Willes ..... D14/250  
 D675,604 S \* 2/2013 Limber ..... D14/250

D675,606 S \* 2/2013 Adelman ..... D14/250  
 D683,338 S \* 5/2013 Wilson ..... D14/250  
 D704,182 S \* 5/2014 Smith ..... D14/250  
 D738,365 S \* 9/2015 Melanson ..... D14/250  
 D741,844 S \* 10/2015 Rayner ..... D14/250  
 D751,058 S \* 3/2016 Cocchia ..... D14/250  
 D751,542 S \* 3/2016 Daniel ..... D14/250  
 D753,099 S \* 4/2016 Kim ..... D14/250  
 D756,911 S \* 5/2016 Gupta ..... D13/103  
 D761,239 S \* 7/2016 Kim ..... D14/250  
 D765,632 S \* 9/2016 Northrup ..... D14/250

\* cited by examiner

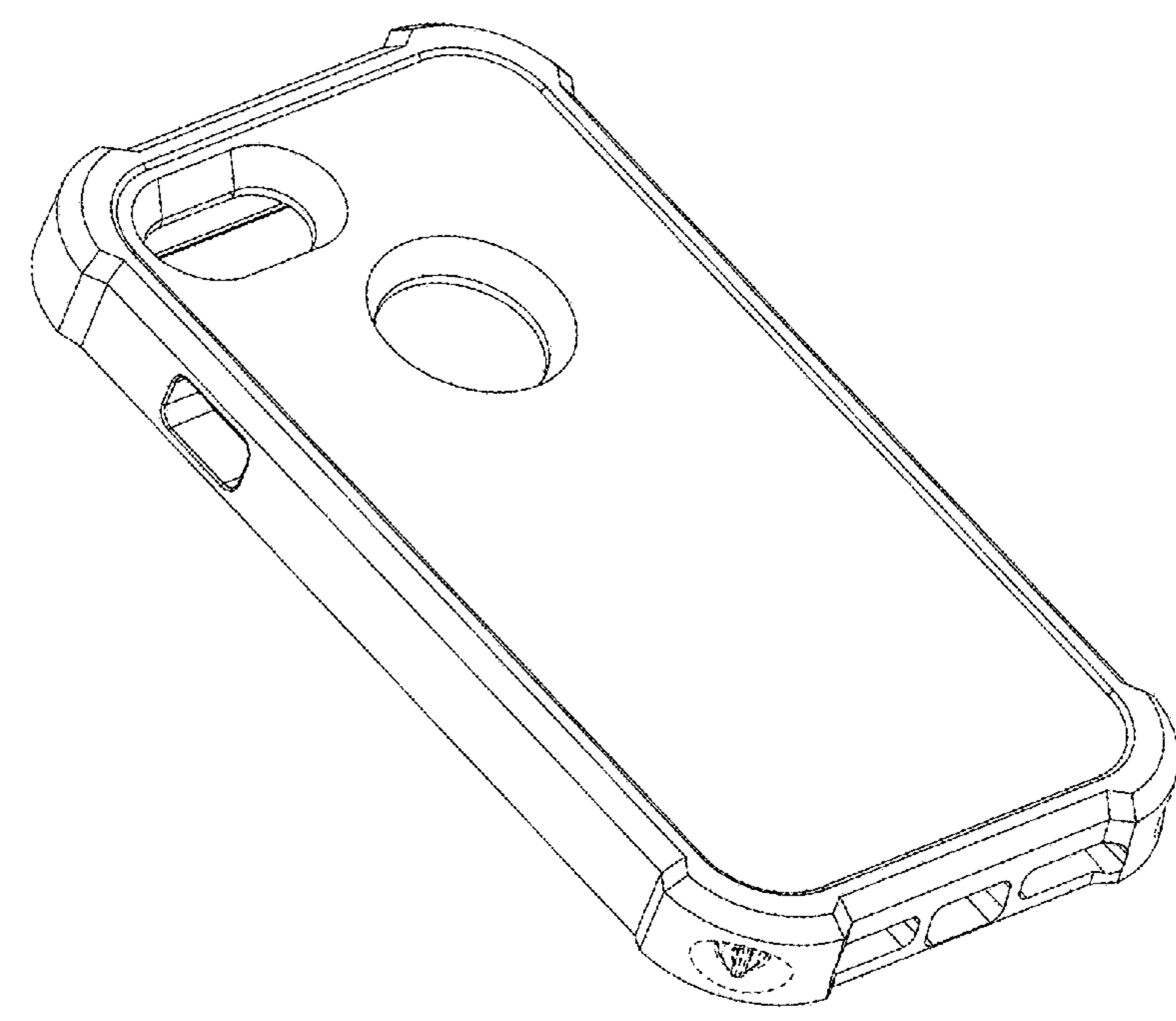
*Primary Examiner* — Susan E Krakower  
*Assistant Examiner* — L. A. Grabenstetter

(57) **CLAIM**  
 The ornamental design for a phone case, as shown and described.

**DESCRIPTION**

FIG. 1 is a front elevational view of a phone case showing my new design;  
 FIG. 2 is a rear elevational view thereof;  
 FIG. 3 is a left side view thereof;  
 FIG. 4 is a right side view thereof;  
 FIG. 5 is a top plan view thereof;  
 FIG. 6 is a bottom plan view thereof;  
 FIG. 7 is a front, bottom, left side perspective view thereof;  
 and,  
 FIG. 8 is a rear, top, right side perspective view thereof.  
 The broken lines depict unclaimed portions of the phone case.

**1 Claim, 8 Drawing Sheets**



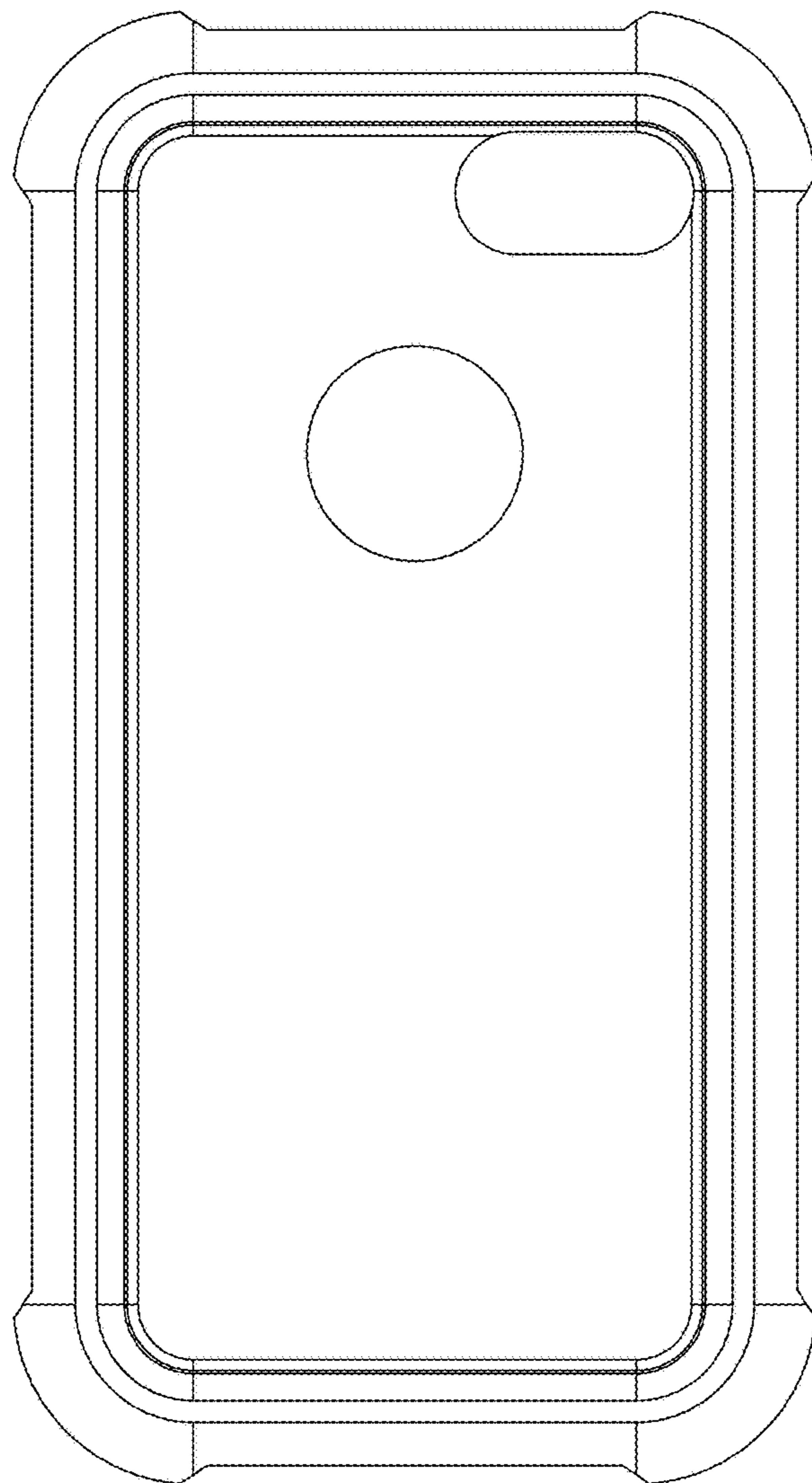


Fig. 1




Fig. 2




Fig. 3




Fig. 4




Fig. 5

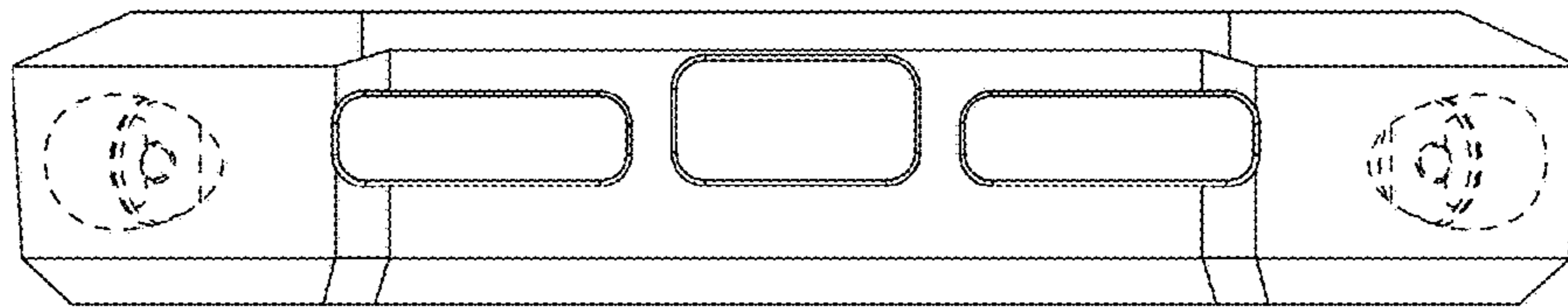


Fig. 6

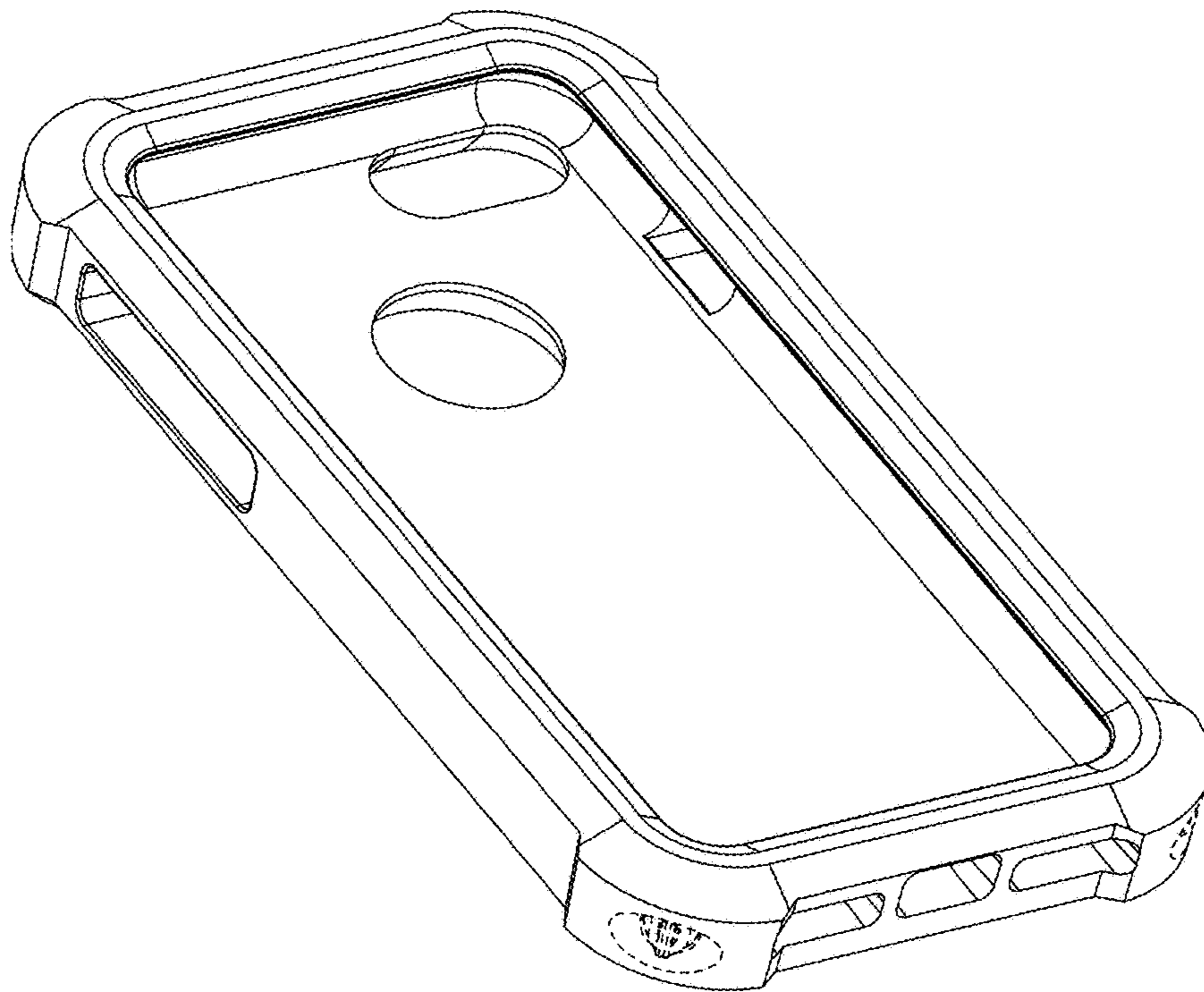


Fig. 7





Fig. 8