



US00D860972S

(12) **United States Design Patent**
Minarsch et al.

(10) **Patent No.:** **US D860,972 S**
(45) **Date of Patent:** **** Sep. 24, 2019**

(54) **PAIR OF EARPHONES**

(71) Applicant: **Human, Incorporated**, Seattle, WA (US)

(72) Inventors: **Stephen John Minarsch**, Seattle, WA (US); **Lea Martin**, Seattle, WA (US); **Adam Abraham Jossem**, Seattle, WA (US); **Dae Il Kwon**, Seattle, WA (US); **Francesca Alyssum Quaglia**, Seattle, WA (US); **Benjamin S. Willis**, Bellevue, WA (US); **Joseph B. Moak**, San Carlos, CA (US); **Sam Rhea Sarcia**, Lakeside, CA (US); **Donovan Deame**, San Francisco, CA (US); **Douglas B. Satzger**, Menlo Park, CA (US)

(73) Assignee: **Human, Incorporated**, Seattle, WA (US)

(**) Term: **15 Years**

(21) Appl. No.: **29/616,871**

(22) Filed: **Sep. 9, 2017**

(51) **LOC (12) Cl.** **14-01**

(52) **U.S. Cl.**
USPC **D14/223; D14/205**

(58) **Field of Classification Search**
USPC D14/203.1, 204-206, 208-210, 212, 213, D14/214-217, 219, 221-225, 249, 372,
(Continued)

(56) **References Cited**

U.S. PATENT DOCUMENTS

243,168 A * 6/1881 Spitz A61F 11/06
2/209
352,798 A * 11/1886 Barnes A61F 11/06
2/209

(Continued)

FOREIGN PATENT DOCUMENTS

JP D 1589182 * 1/2017
WO WO D091887-001 * 9/2016

(Continued)

OTHER PUBLICATIONS

Sound TM, published Oct. 2, 2016 [online], [retrieved Mar. 15, 2019], Available from Internet, URL: <<http://twittertechnews.com/wearable-technologies/sound-by-human-audio-evolved/>>.*

(Continued)

Primary Examiner — Barbara Fox

Assistant Examiner — Mary C Ramirez

(74) *Attorney, Agent, or Firm* — Seed IP Law Group LLP

(57) **CLAIM**

The ornamental design for a pair of earphones, substantially as shown and described.

DESCRIPTION

FIG. 1 is a top isometric view of the left earphone of a pair of earphones, shown in a closed configuration and shown separately from the right earphone to show aspects of the design that are not visible when combined.
FIG. 2 is a bottom isometric view thereof.
FIG. 3 is a front elevational view thereof.
FIG. 4 is a rear elevational view thereof.
FIG. 5 is a left side elevational view thereof.
FIG. 6 is a left side elevational view thereof in an open configuration.
FIG. 7 is a right side elevational view thereof in the closed configuration.
FIG. 8 is a right side elevational view thereof in the open configuration.
FIG. 9 is a top plan view thereof in the closed configuration.
FIG. 10 is a top plan view thereof in the open configuration.
FIG. 11 is a bottom plan view thereof in the closed configuration.

(Continued)

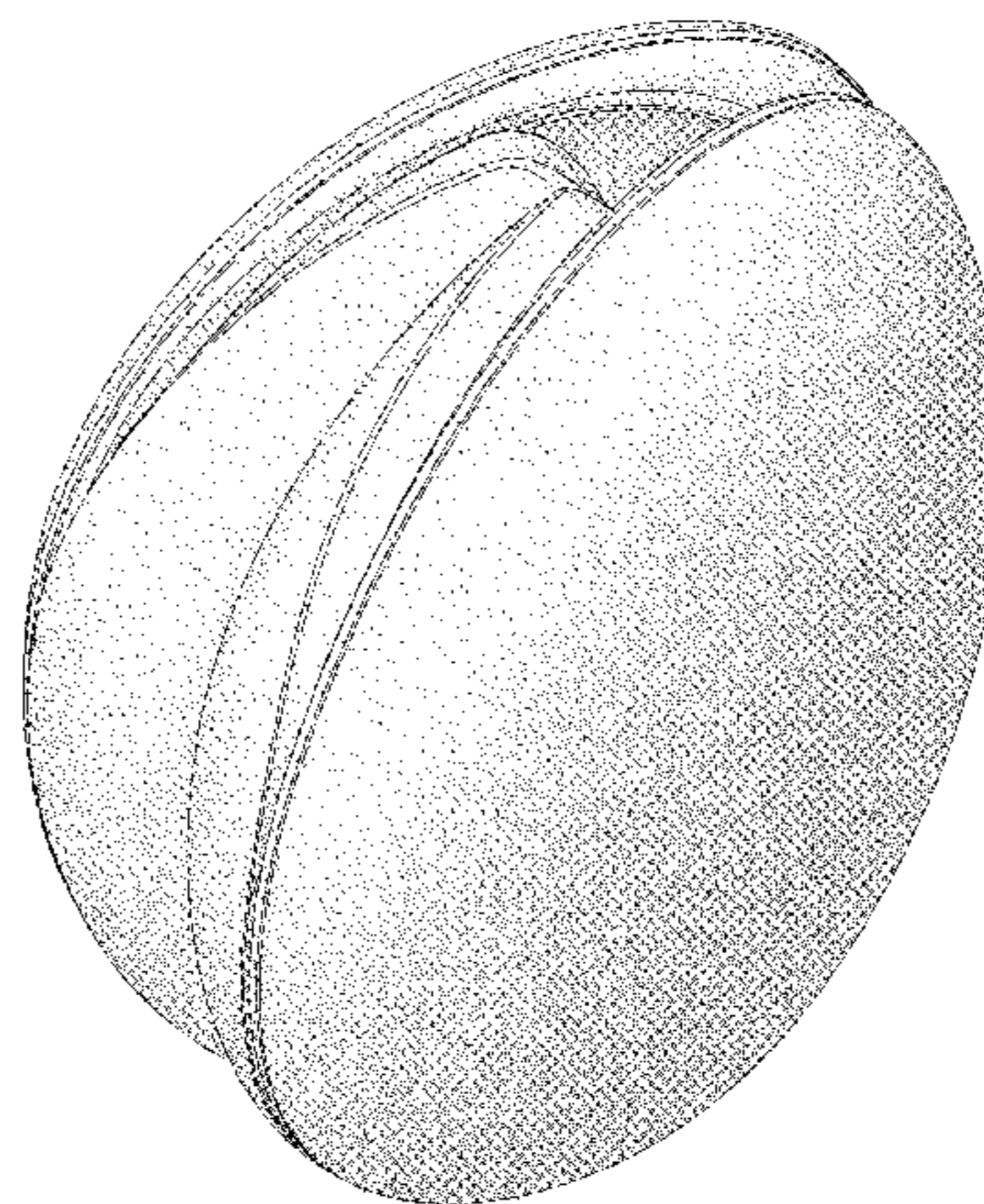
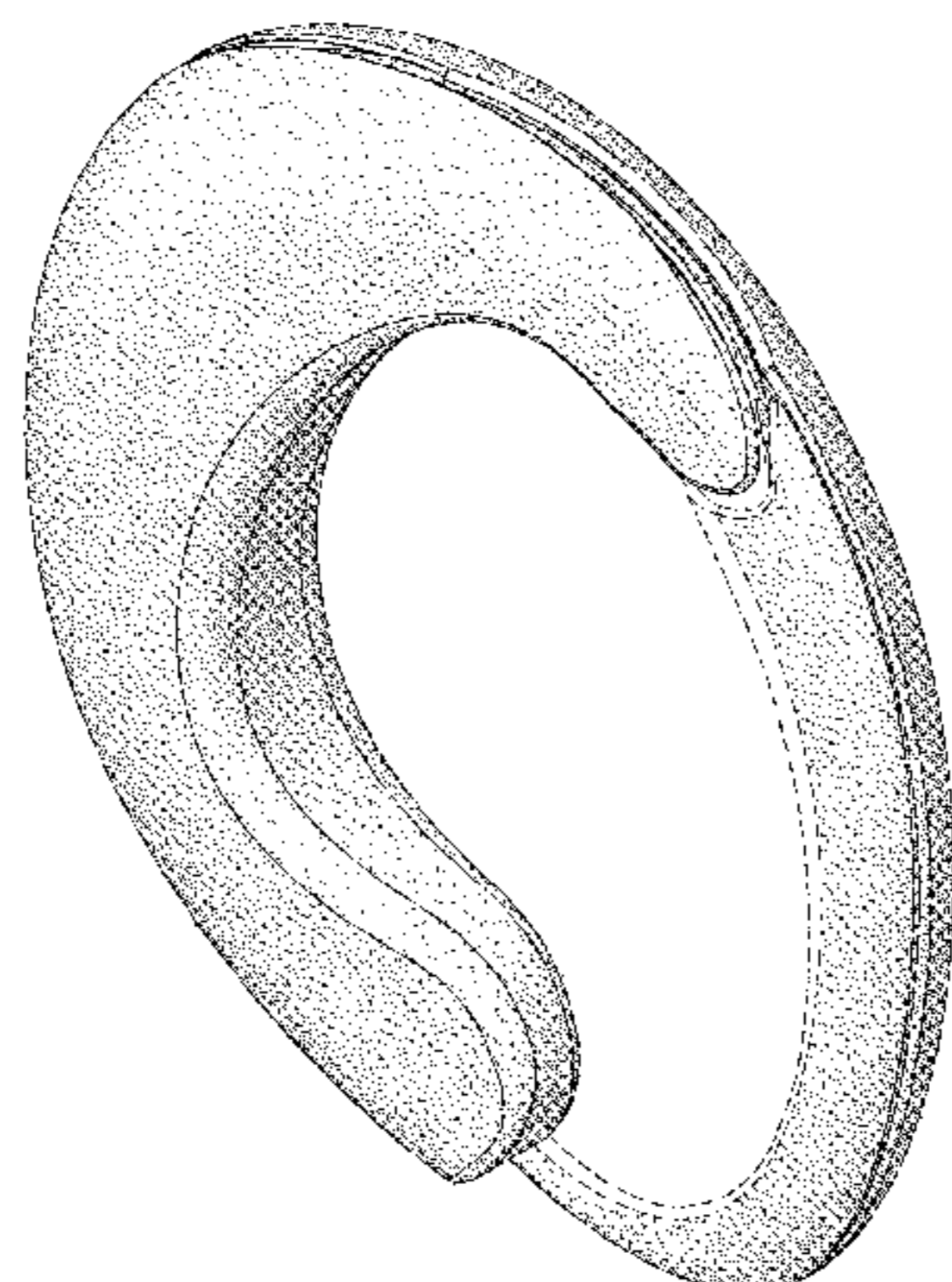


FIG. 12 is a bottom plan view thereof in the open configuration. The claimed design includes the right earphone, not shown, which is a mirror image of the left earphone shown in FIGS. 1 through 12.

FIG. 13 is a top isometric view of the pair of earphones, including the earphone for the left ear shown in FIGS. 1 through 12 and the mirror image earphone for the right ear.

FIG. 14 is a bottom isometric view thereof; and,

FIG. 15 is a top plan view thereof.

Stippling and tangency lines in the drawings represent the three-dimensional contours of the design, and are not intended to indicate surface decoration. The broken lines shown in the drawings depict portions of the pair of earphones that form no part of the claimed design.

1 Claim, 11 Drawing Sheets

(58) Field of Classification Search

USPC ... D14/433, 138 R, 182, 188, 191–194, 172, D14/496, 252, 253; D29/112; D2/875; D24/173–175, 106; D3/294, 273; D12/195, 192, 204; D13/108
 CPC H04R 25/02; H04R 25/00; H04R 1/10; H04R 1/1016; H04R 1/105; H04R 1/1083; H04R 1/02; H04R 1/1041; H04R 5/033; H04R 7/00; H04R 2420/07; H04R 2430/01; H04R 25/65; H04R 25/656; H04R 25/658; H04R 27/00; H04R 2205/021; H04R 1/28; H04R 1/05; H04R 5/0335; A61F 11/00; A61F 11/06; A61F 11/08; A61F 11/12; A61F 11/14

See application file for complete search history.

(56) References Cited

U.S. PATENT DOCUMENTS

1,066,511 A * 7/1913 Markoff A61F 11/14
 128/866
 1,619,772 A * 3/1927 Thompson A45D 44/12
 128/866
 1,651,650 A * 12/1927 Walsh A45D 44/12
 128/866
 1,857,974 A * 5/1932 Reno A45D 44/12
 128/866
 1,878,397 A * 9/1932 Hekler A45D 44/12
 128/866
 2,281,357 A * 4/1942 Johnson A61F 11/06
 2/209

2,439,289 A * 4/1948 Fanslow A61F 11/06
 2/209
 D163,102 S * 5/1951 Dolton D11/45
 2,582,907 A * 1/1952 Kaufmann A61F 11/06
 2/209
 2,597,508 A * 5/1952 Majewski A61F 11/06
 2/209
 2,712,134 A * 7/1955 Cyr A61F 11/06
 2/209
 3,102,538 A * 9/1963 Cowan A61F 11/06
 128/866
 3,525,103 A * 8/1970 Yonan A61F 11/06
 2/174
 D329,233 S * 9/1992 Miura D14/204
 5,339,467 A * 8/1994 Brinkley A61F 11/06
 2/209
 D375,258 S * 11/1996 Weder D9/414
 D388,552 S * 12/1997 Weaver D29/112
 D399,607 S * 10/1998 Davis D29/112
 D620,645 S * 7/2010 Russo D29/112
 D632,438 S * 2/2011 Franklin D29/112
 D634,733 S * 3/2011 Lewis D14/216
 D687,189 S * 7/2013 Fairclough D29/112
 D691,331 S * 10/2013 Copeland D29/112
 D693,967 S * 11/2013 Gill D29/112
 D741,020 S * 10/2015 Fountain D29/109
 D814,445 S * 4/2018 Willis D14/223
 D814,457 S * 4/2018 Willis D14/344
 D815,065 S * 4/2018 Willis D14/223
 D822,007 S * 7/2018 Willis D14/223
 D840,378 S * 2/2019 Willis D14/223
 2008/0075314 A1 * 3/2008 Chang H04R 1/10
 381/371
 2010/0056233 A1 * 3/2010 Thiel H04B 1/385
 455/575.2
 2012/0124719 A1 * 5/2012 Michlitsch A41D 13/05
 2/423
 2013/0068238 A1 * 3/2013 Parris A45D 44/12
 128/866
 2016/0360307 A1 * 12/2016 Willis H04R 1/1008
 2017/0303027 A1 * 10/2017 Barry F04B 45/04
 2017/0311067 A1 * 10/2017 Willis H04R 1/1008

FOREIGN PATENT DOCUMENTS

WO WO D093435-001 * 4/2017
 WO WO D093441-001 * 4/2017

OTHER PUBLICATIONS

EV2 Headphones, published Sep. 28, 2018 [online], [retrieved Mar. 17, 2019], Available from Internet, URL: <<https://www.geekwire.com/2018/headphones-startup-human-raises-21-2m-product-still-development-4-years-launching/>>.*

* cited by examiner

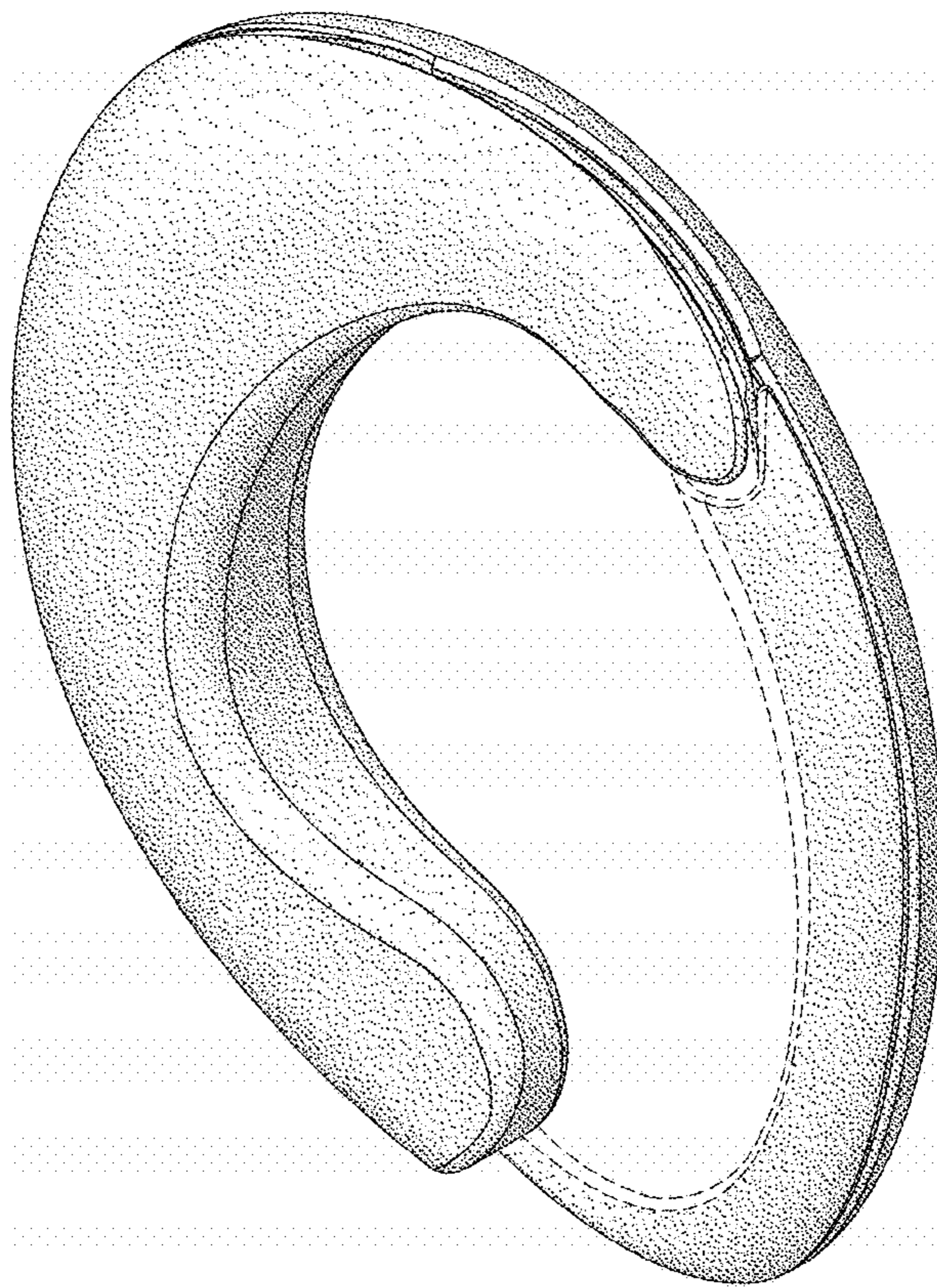


FIG. 1

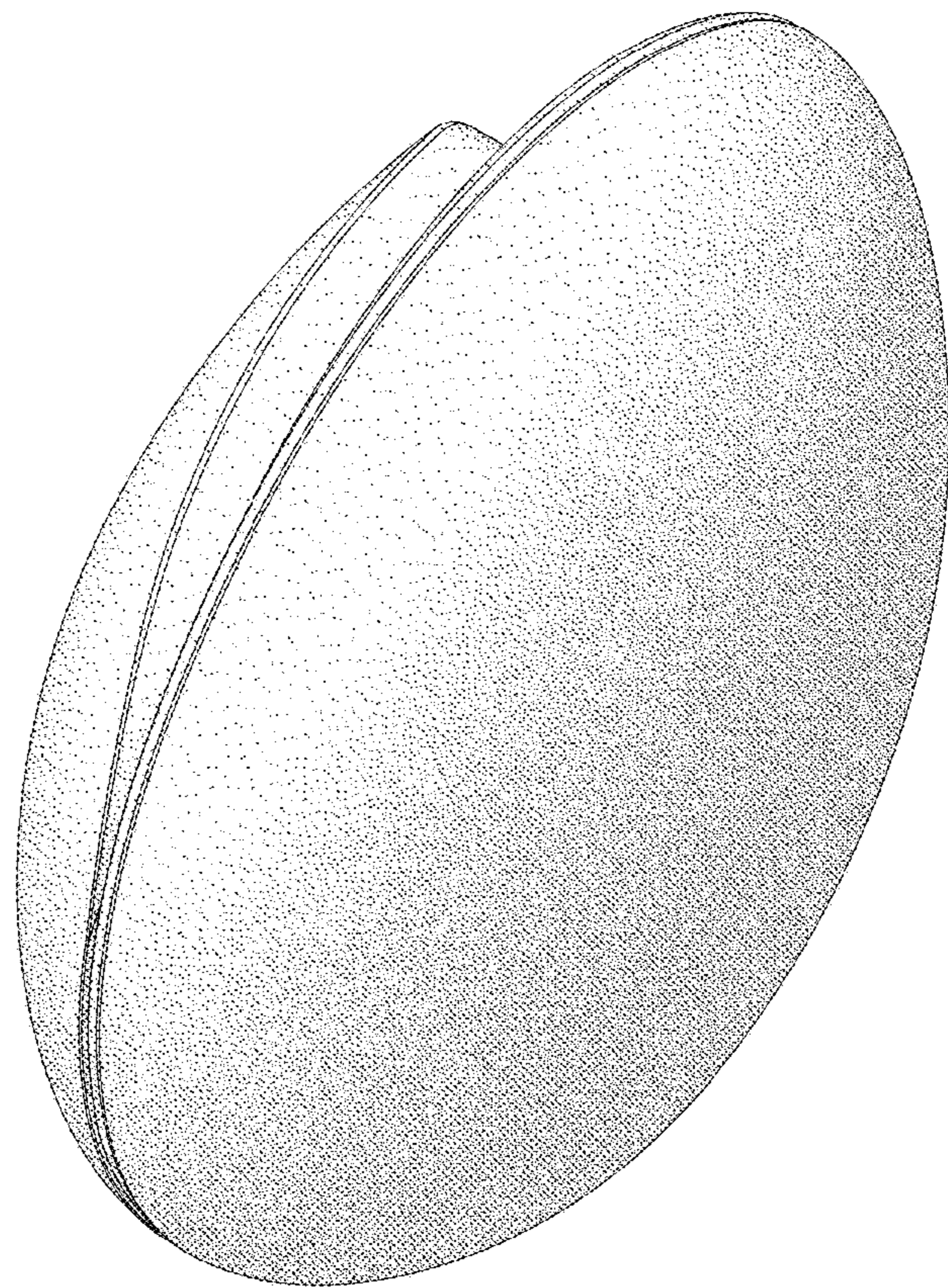


FIG. 2

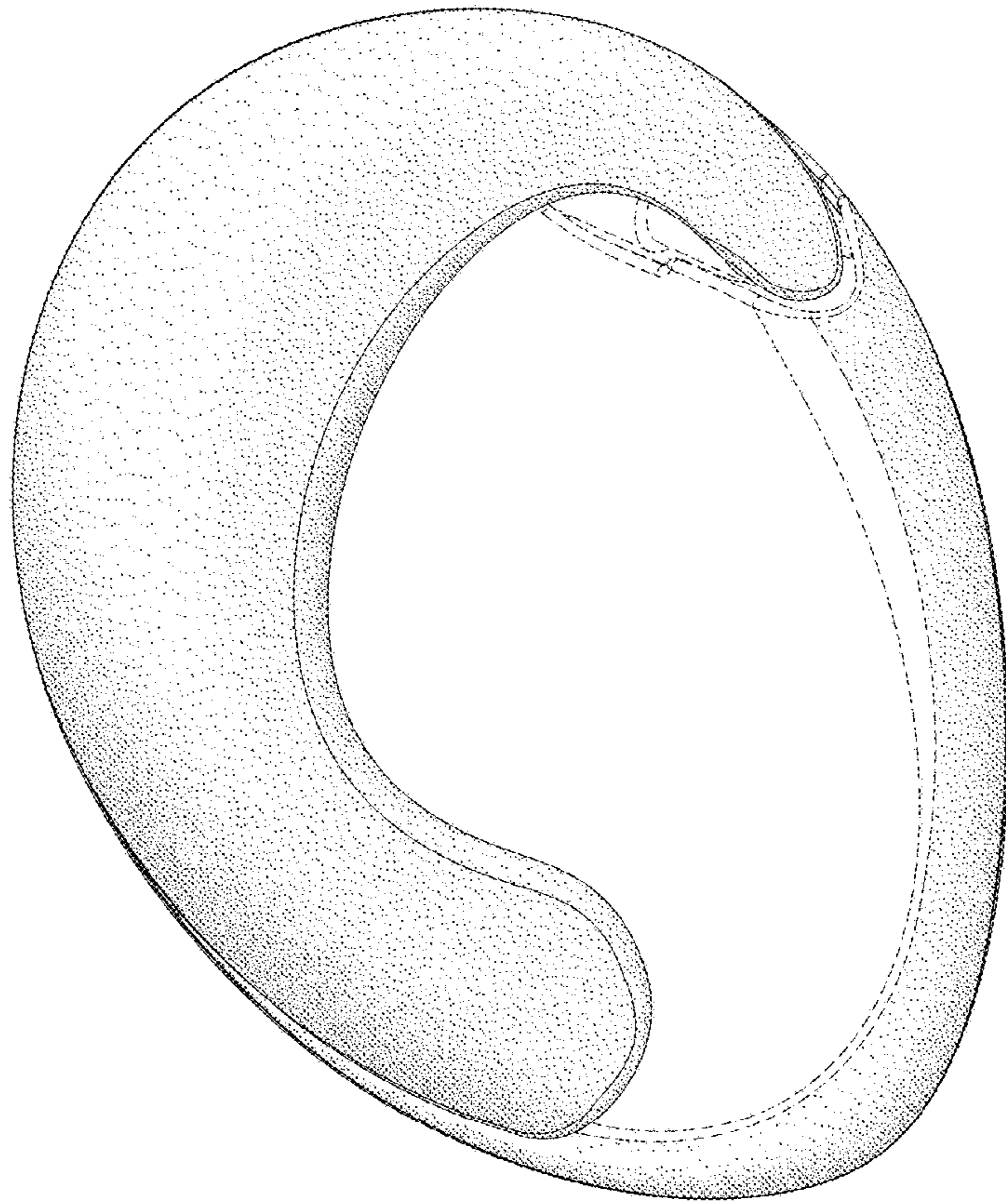


FIG.3




FIG.4

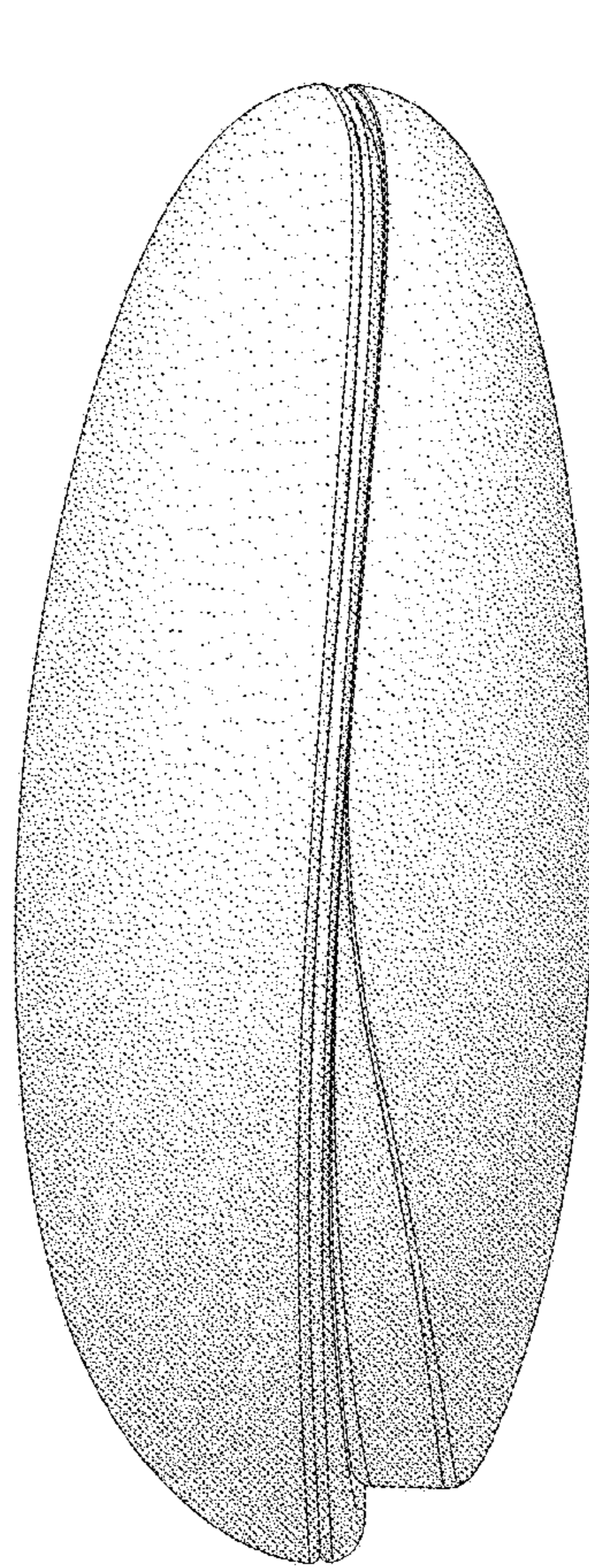


FIG. 5

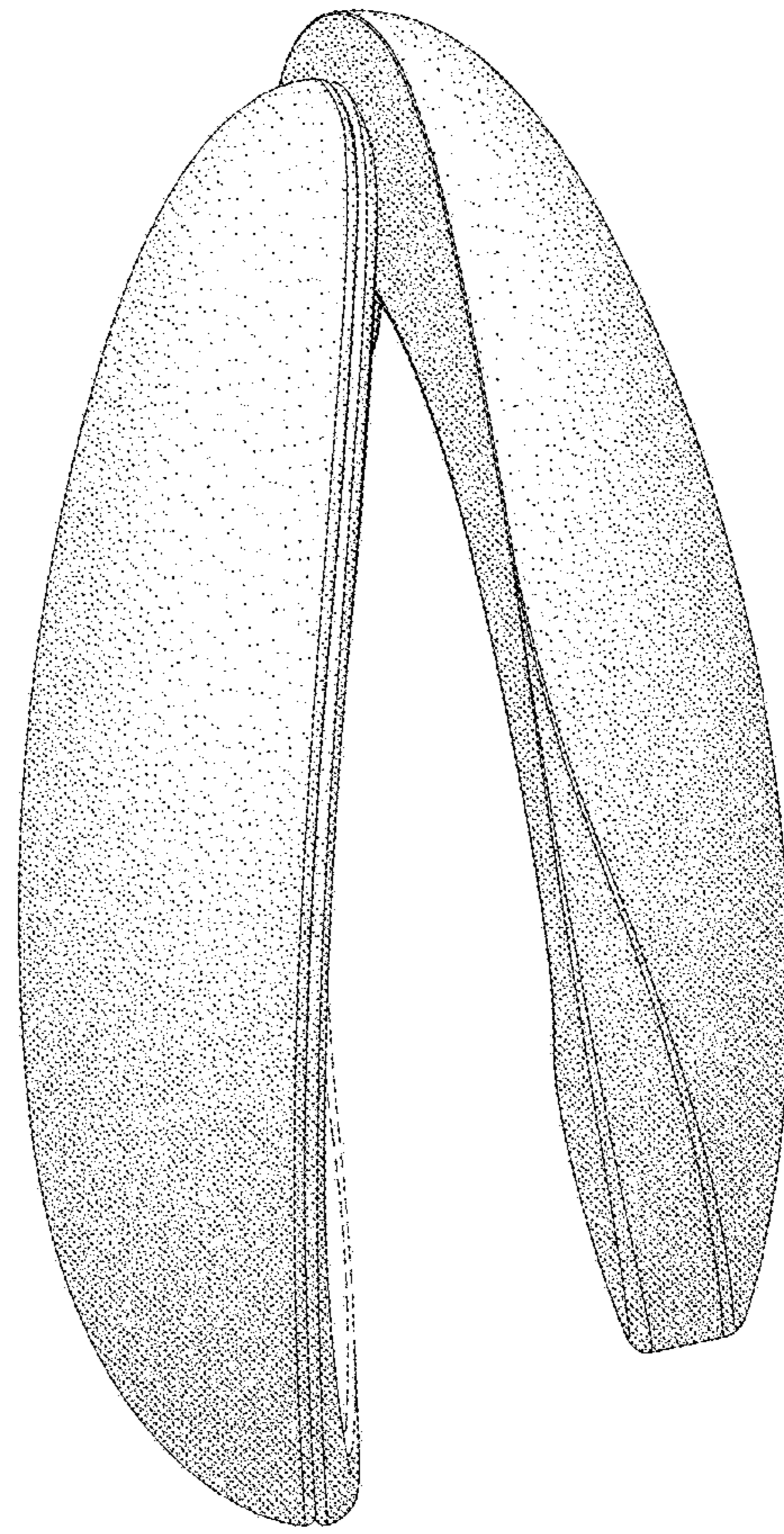


FIG. 6

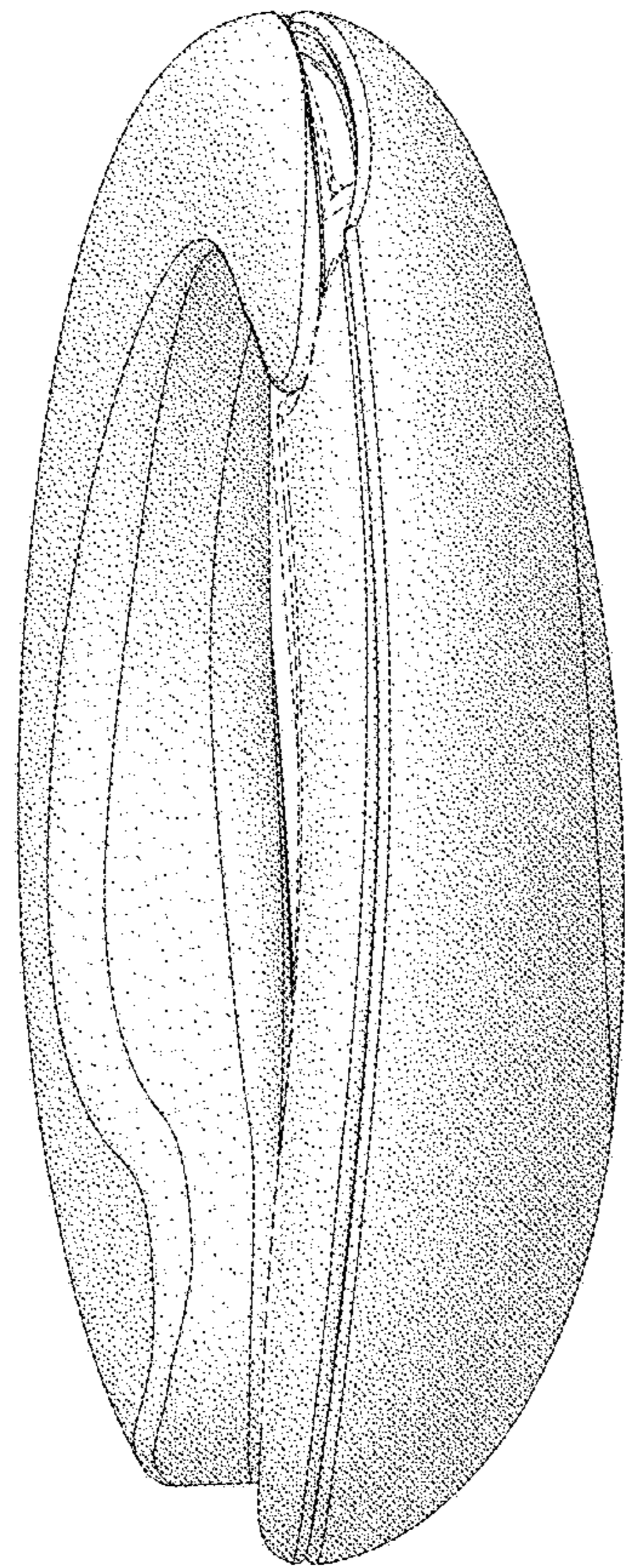


FIG. 7

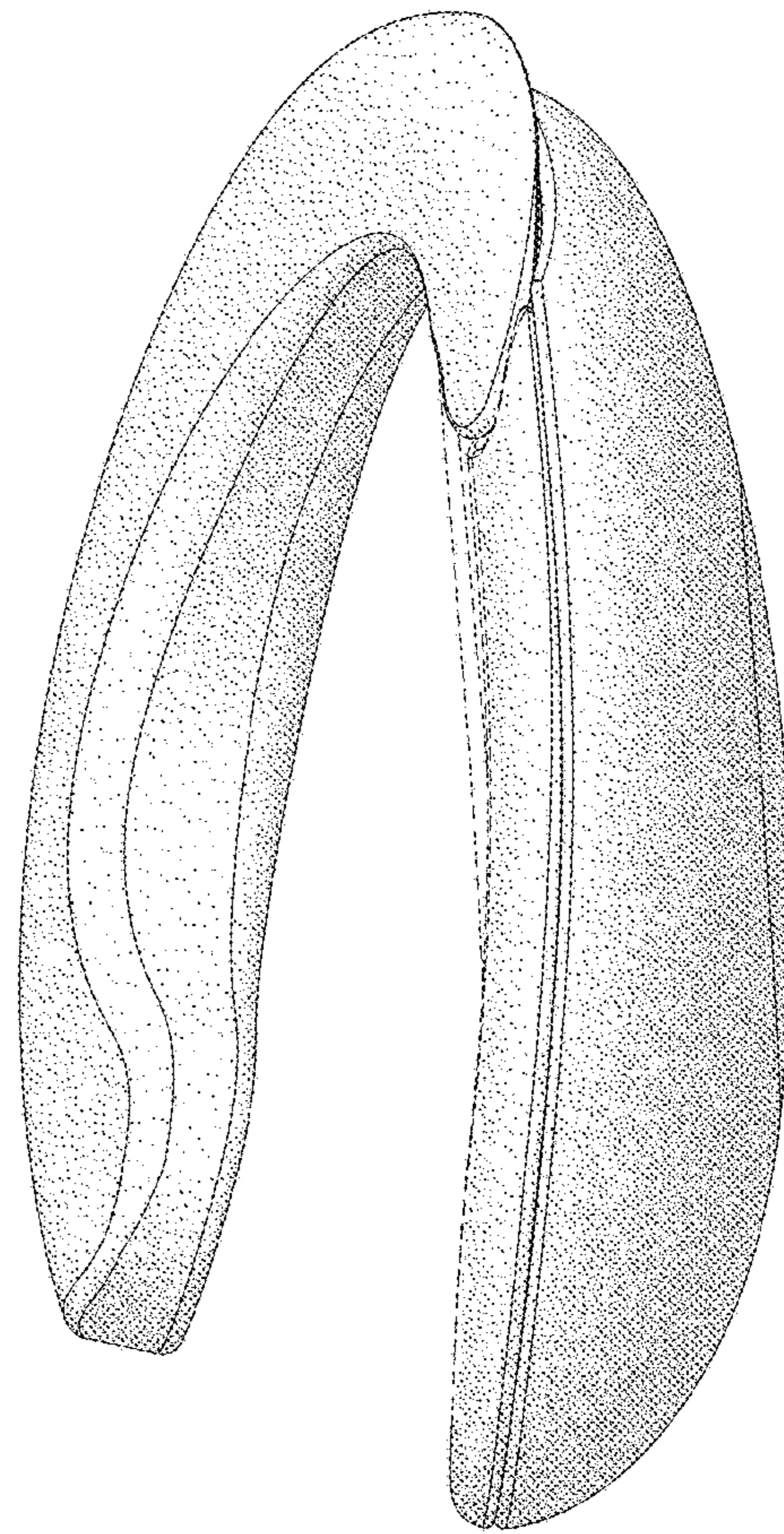


FIG. 8

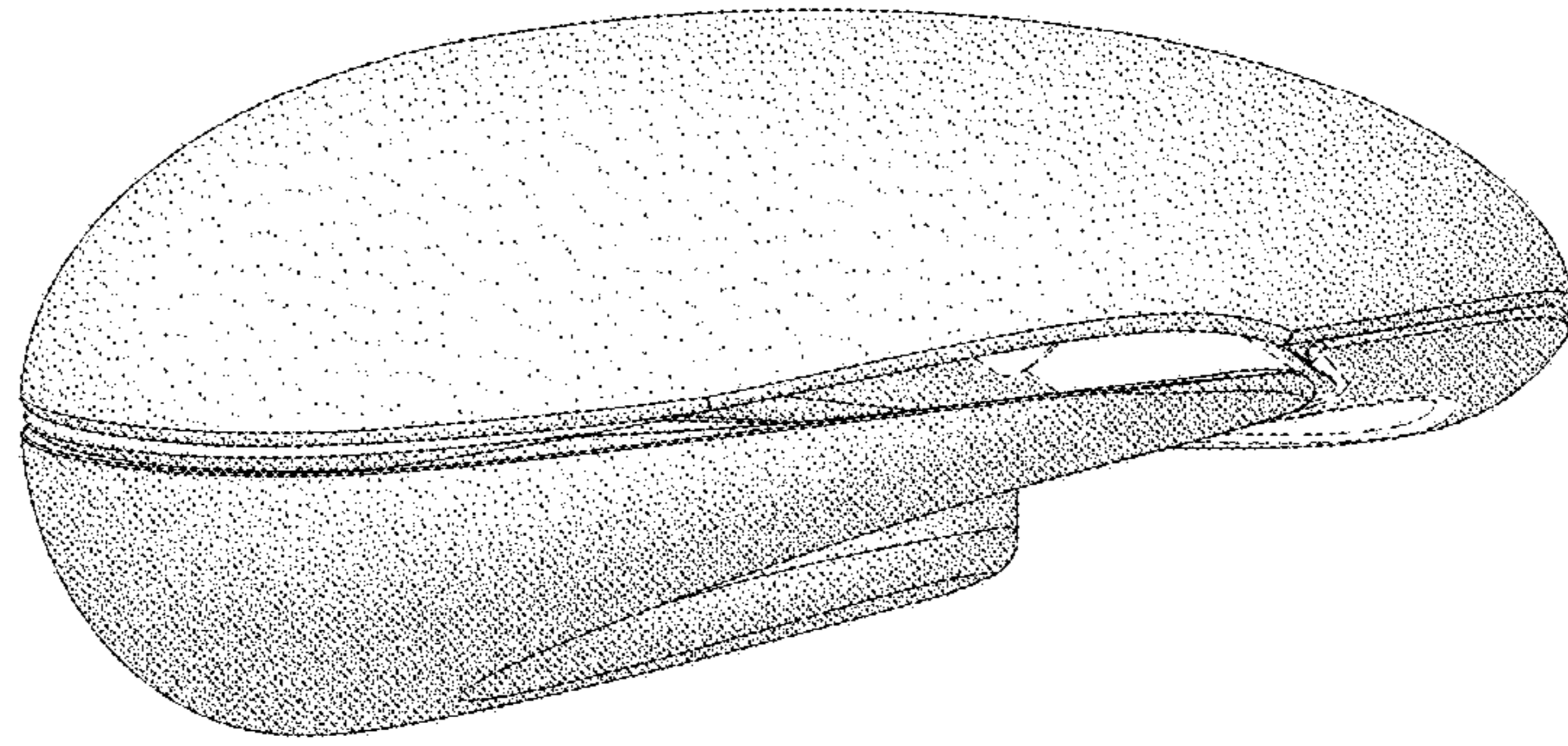


FIG. 9

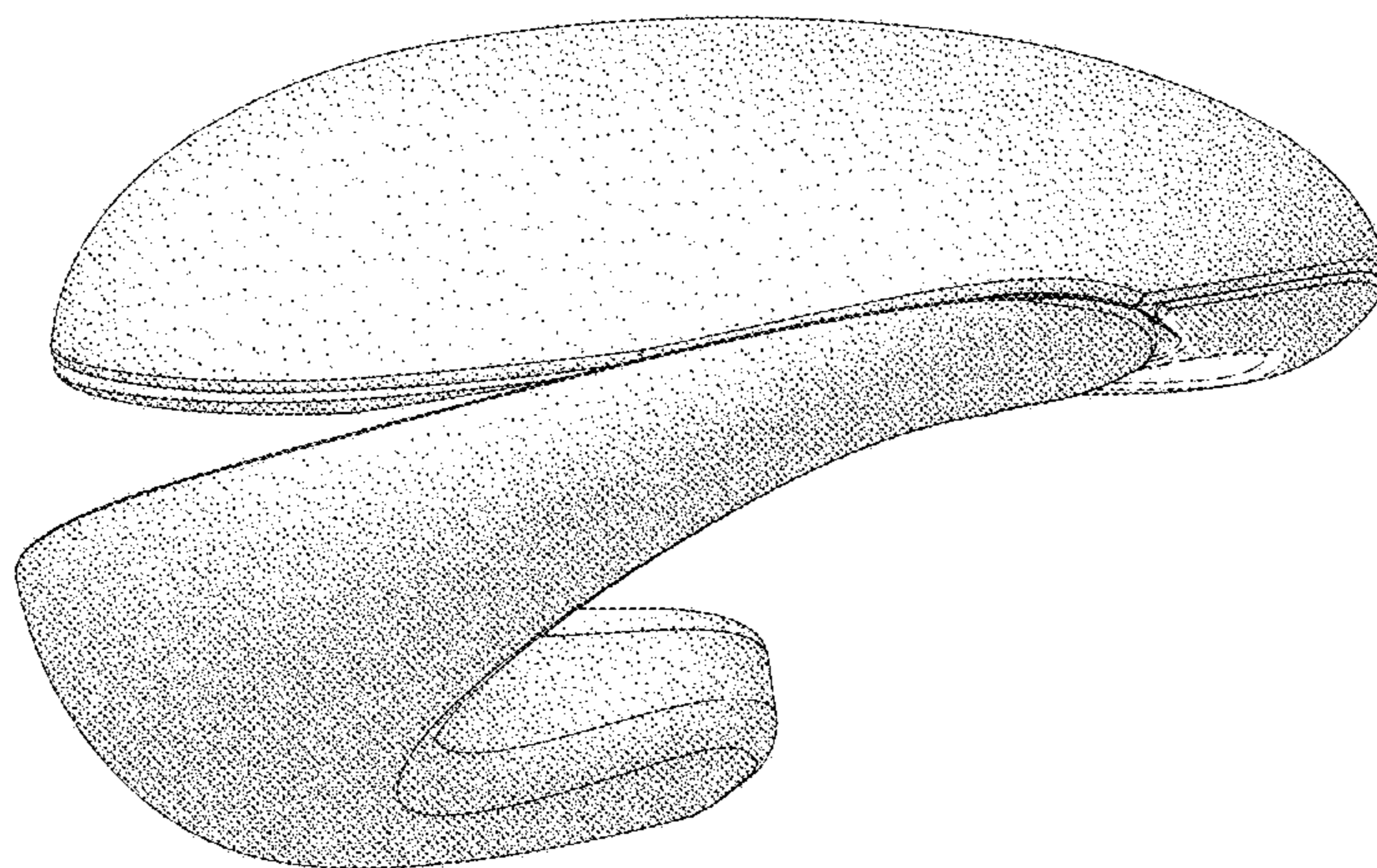


FIG. 10

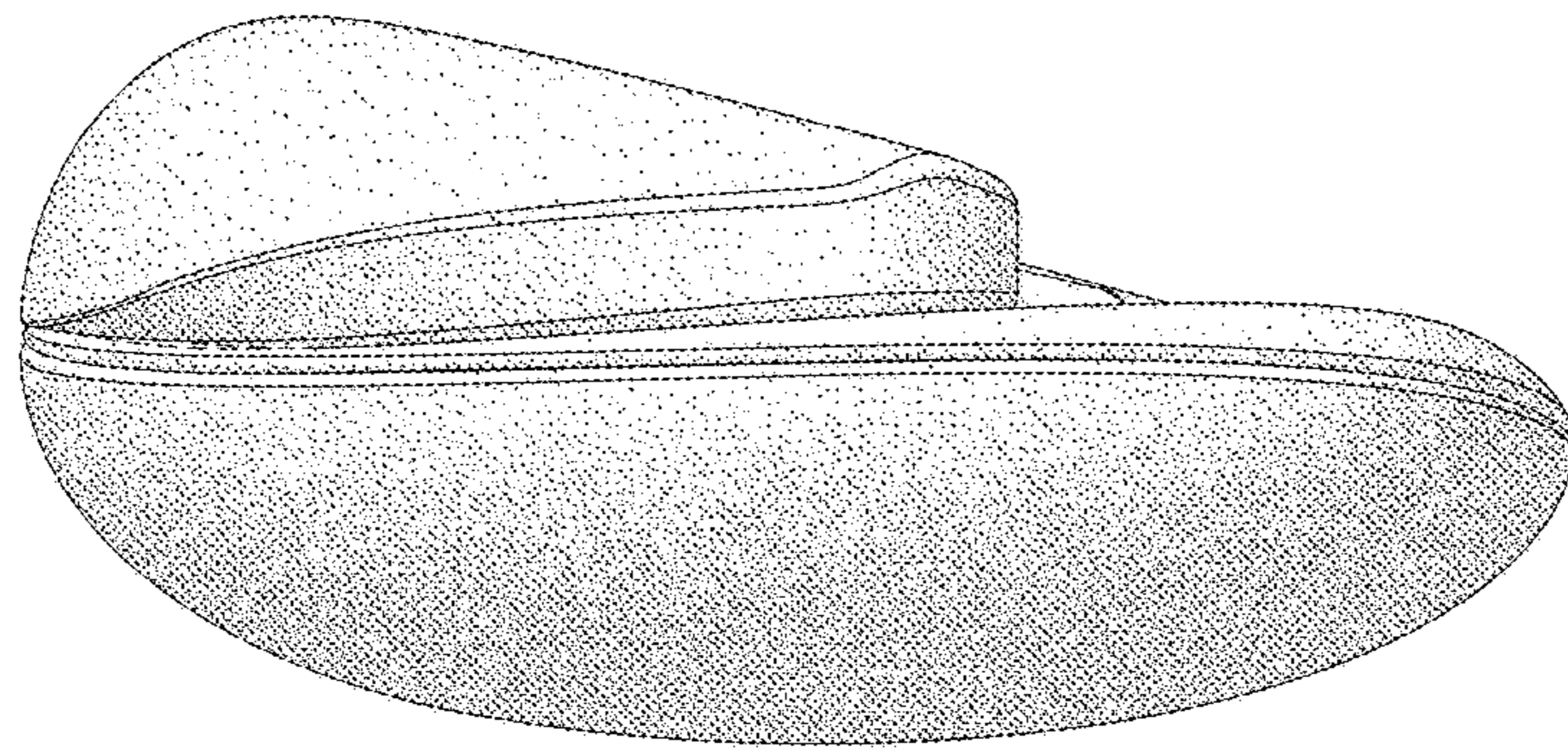


FIG. 11

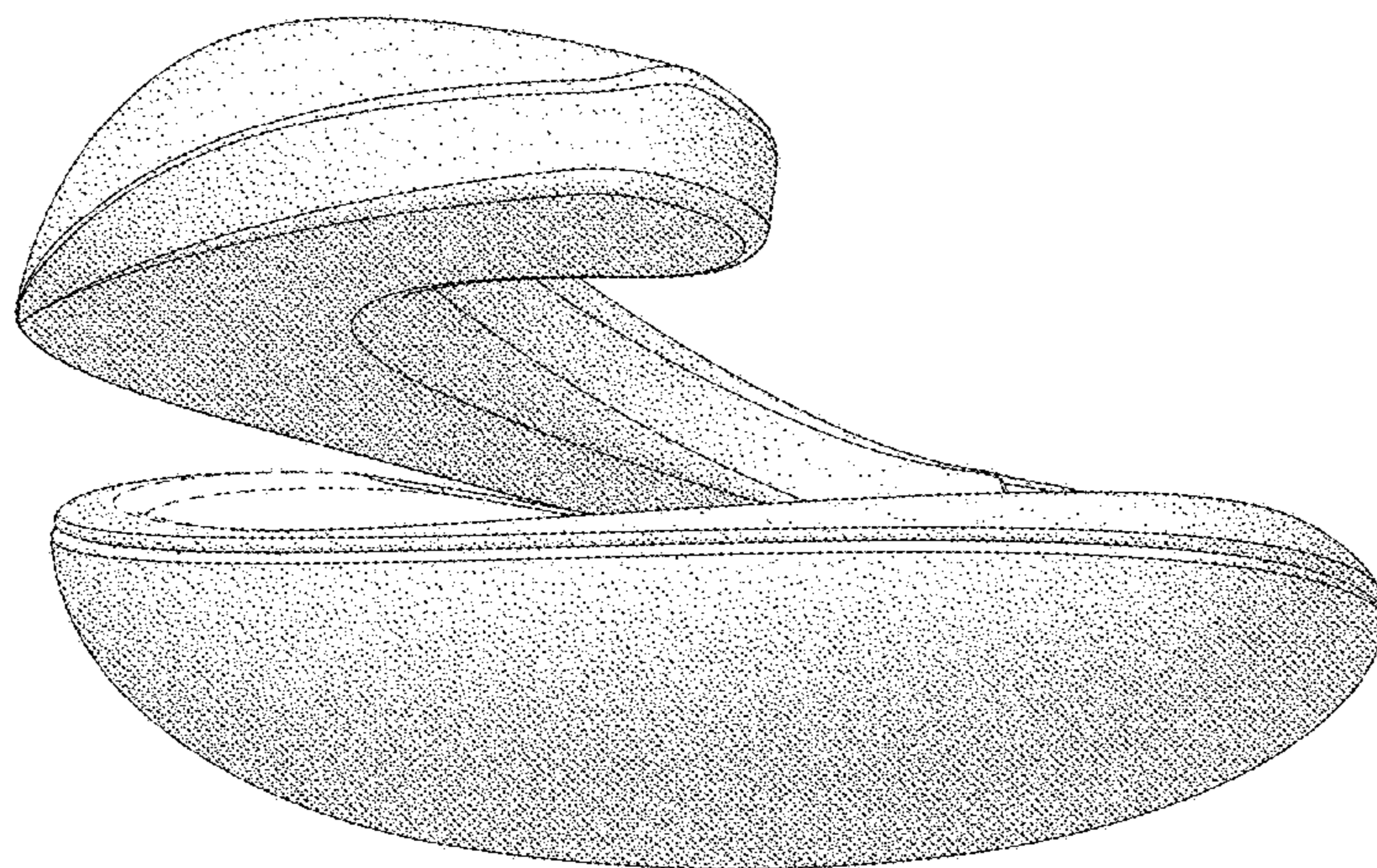


FIG. 12




FIG. 13

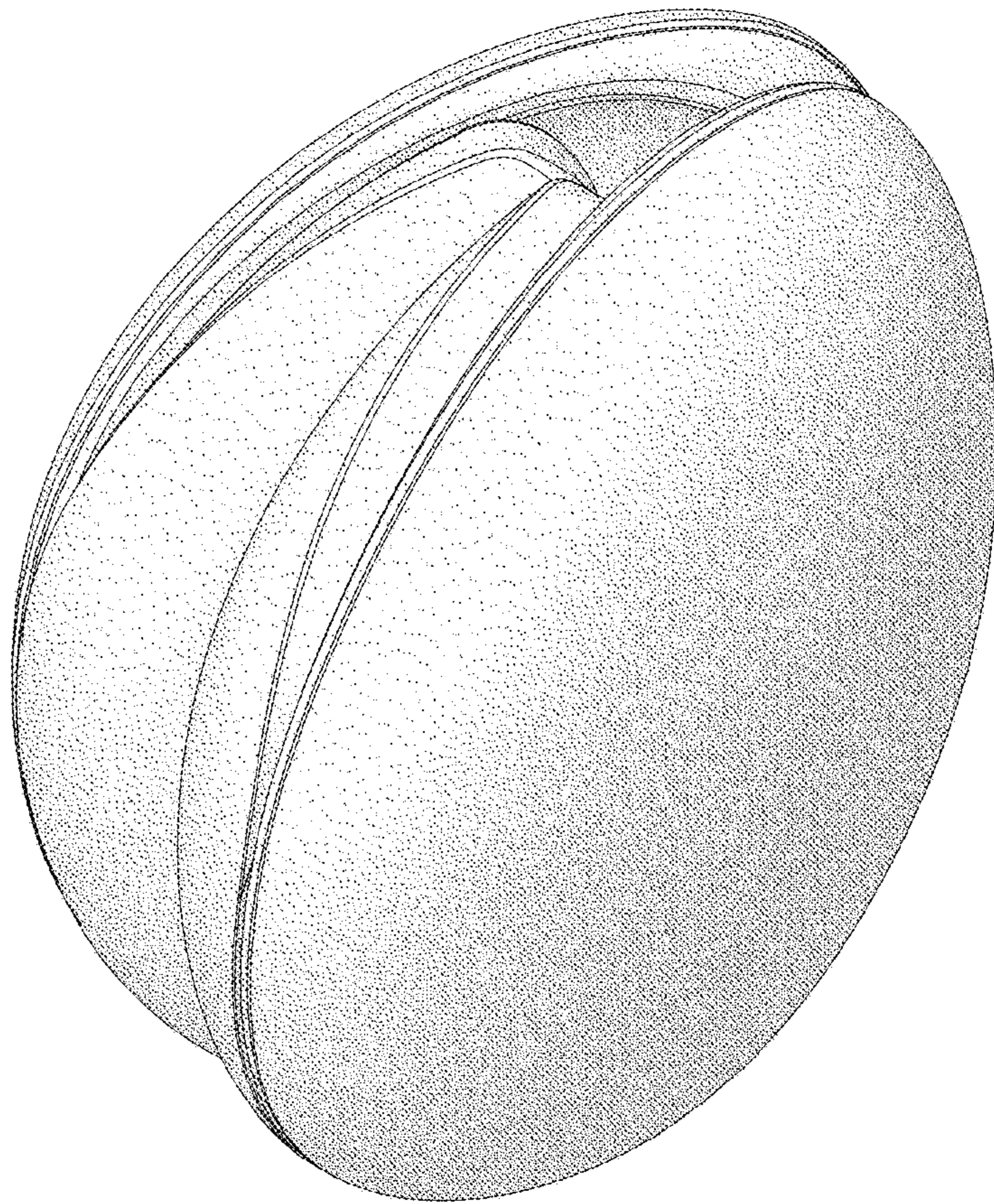


FIG.14

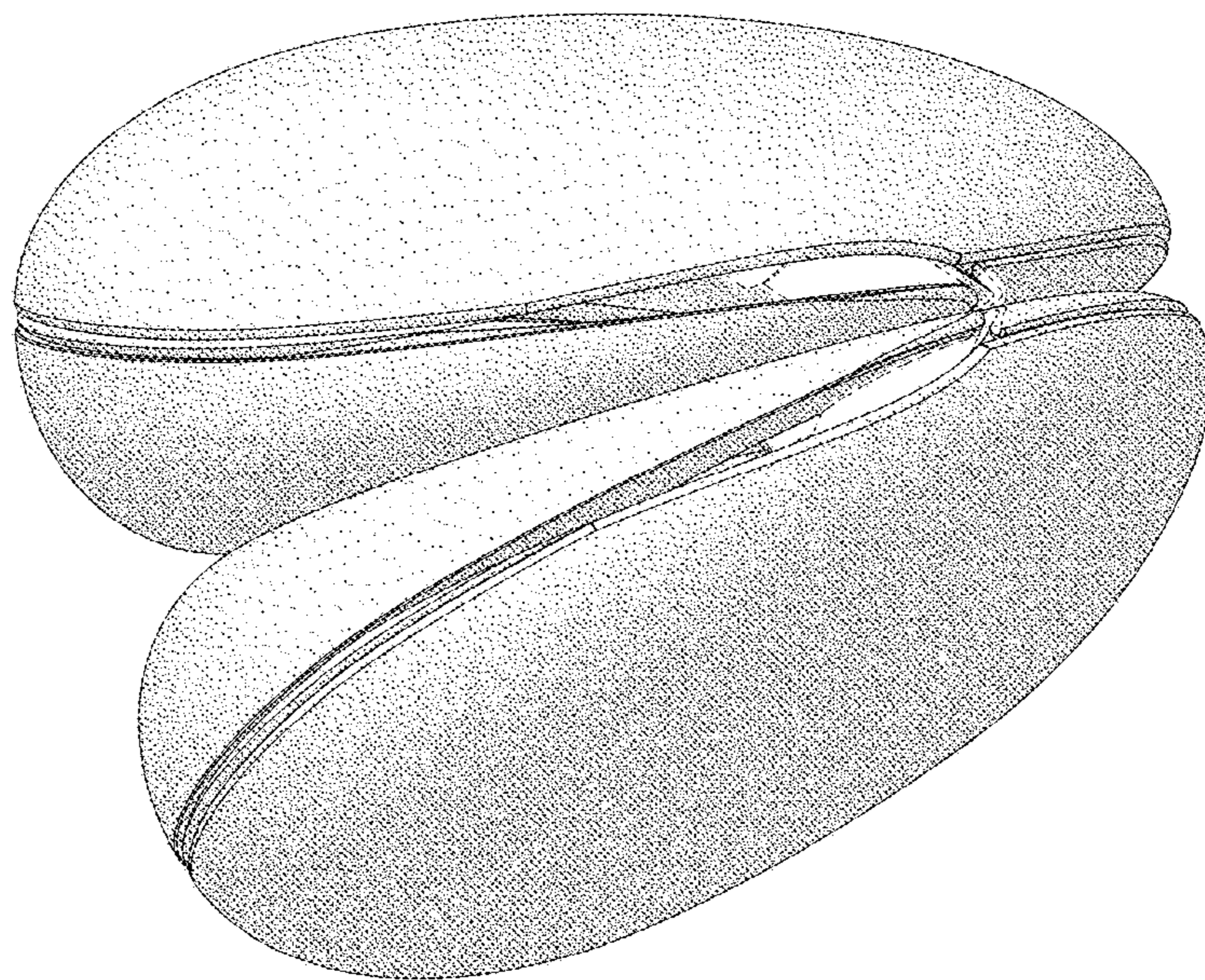


FIG. 15