



US00D860957S

(12) **United States Design Patent** (10) **Patent No.:** **US D860,957 S**
Gao et al. (45) **Date of Patent:** **** Sep. 24, 2019**

(54) **POWER SUPPLY CABINET**

(56) **References Cited**

(71) Applicant: **BYD COMPANY LIMITED**,
Shenzhen, Guangdong (CN)

U.S. PATENT DOCUMENTS

(72) Inventors: **Yunjie Gao**, Guangdong (CN);
Yaozhong Mi, Guangdong (CN);
Hongli Wang, Guangdong (CN);
Minghai Lv, Guangdong (CN)

9,872,562	B2 *	1/2018	Brunner	A47B 57/10
9,943,005	B2 *	4/2018	Chen	H05K 7/1497
2004/0257766	A1 *	12/2004	Rasmussen	H05K 7/20572
					361/689
2006/0045417	A1 *	3/2006	Morita	G02B 6/43
					385/31

(73) Assignee: **BYD COMPANY LIMITED**,
Shenzhen (CN)

OTHER PUBLICATIONS

US 9,901,012 B2, 02/2018, Slessman (withdrawn)*

(**) Term: **15 Years**

* cited by examiner

Primary Examiner — Janice Hallmark
Assistant Examiner — Harold E Blackwell, II

(21) Appl. No.: **29/597,419**

(57) **CLAIM**

The ornamental design for a power supply cabinet, as shown and described.

(22) Filed: **Mar. 16, 2017**

DESCRIPTION

(30) **Foreign Application Priority Data**

Sep. 30, 2016 (CN) 2016 3 0491615

(51) **LOC (12) Cl.** **13-03**

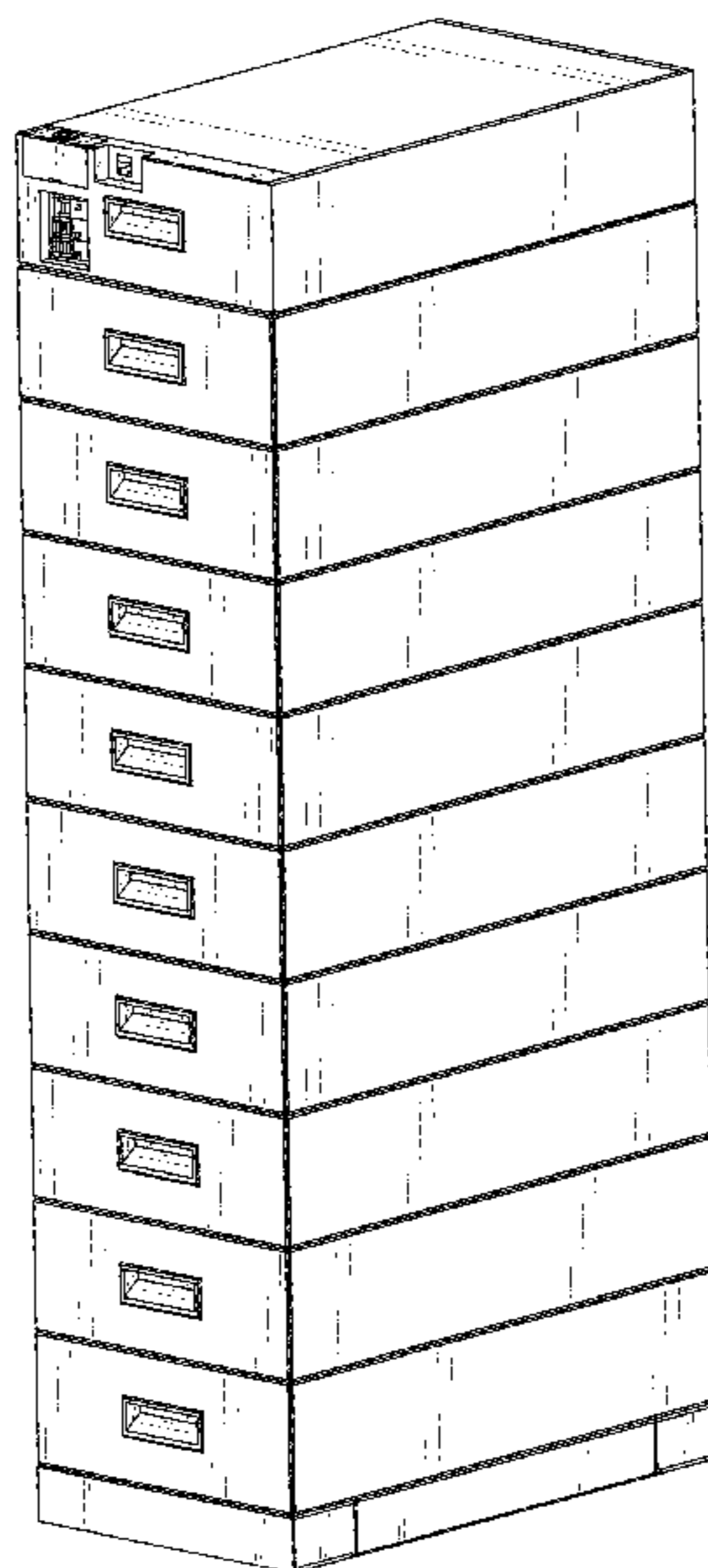
(52) **U.S. Cl.**
USPC **D13/184**

(58) **Field of Classification Search**
USPC D13/184, 177, 162, 158, 133, 139.4;
312/236, 239, 327-329
CPC ... G02B 6/12; G02B 6/26; G02B 6/36; G02B
6/42; G02B 6/43; G02B 6/44; H01R
13/62

FIG. 1 is a front elevation view of a power supply cabinet in accordance with our new design;
FIG. 2 is a rear elevation view thereof;
FIG. 3 is a left-side elevation view thereof;
FIG. 4 is a right-side elevation view thereof;
FIG. 5 is a top plan view thereof;
FIG. 6 is a bottom plan view thereof; and,
FIG. 7 is a top, front, and right perspective view thereof.
The broken lines in the drawings illustrate portions of the power supply cabinet which form no part of the claimed design.

See application file for complete search history.

1 Claim, 7 Drawing Sheets



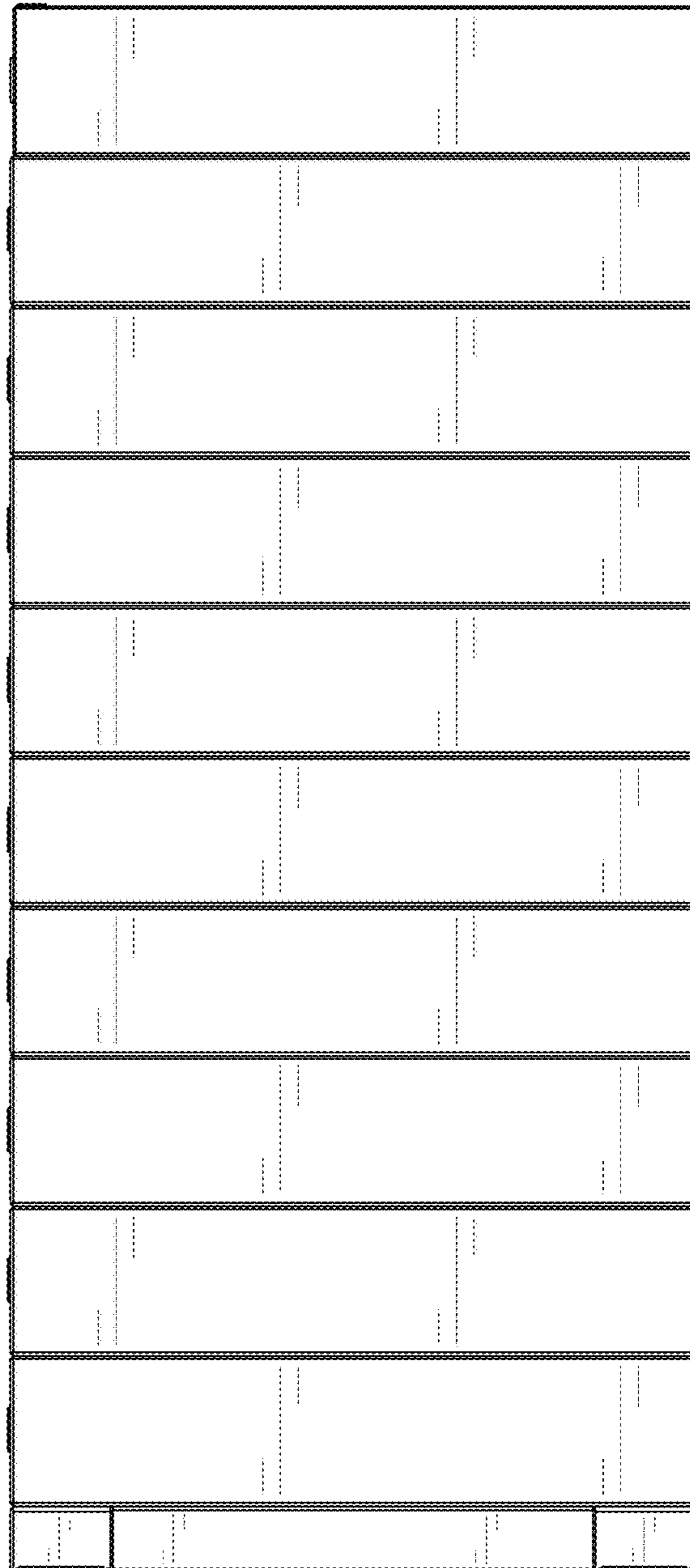


FIG. 1

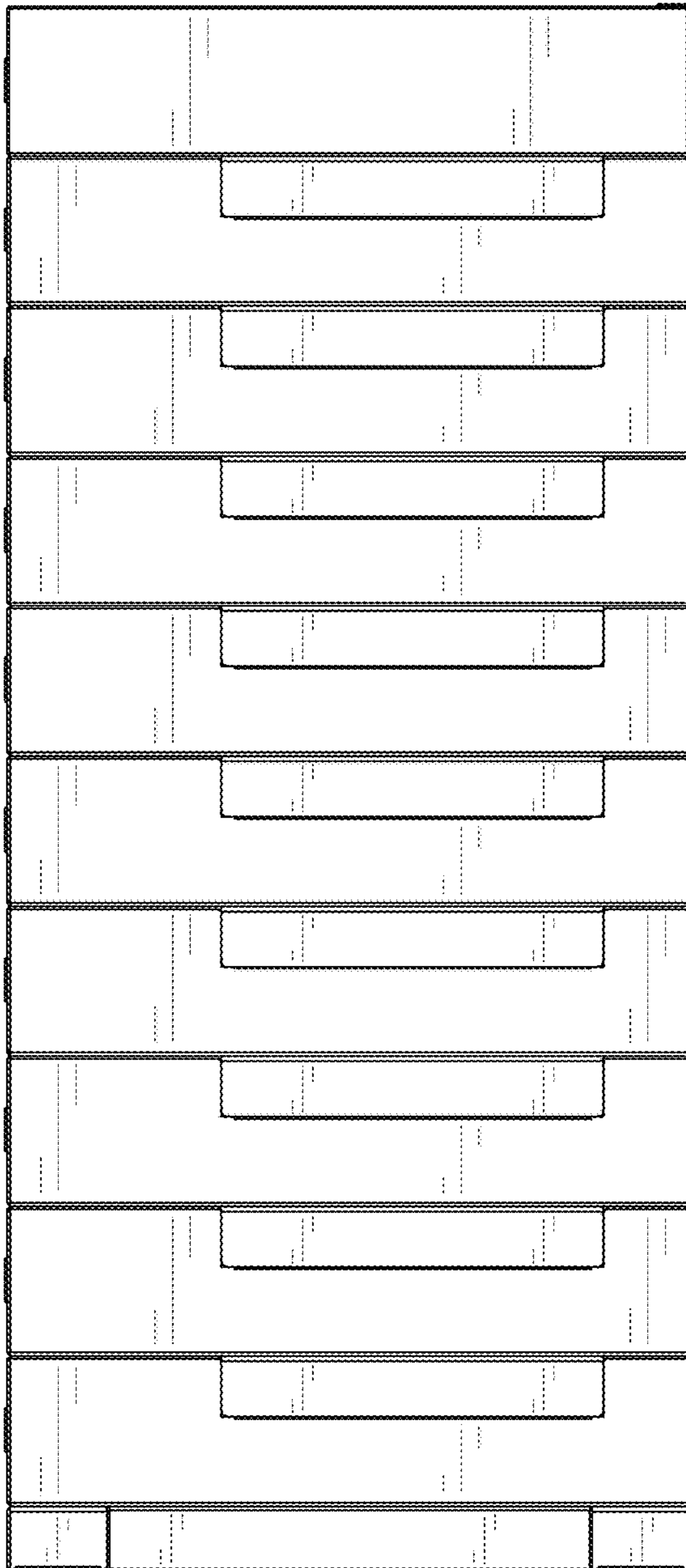


FIG. 2

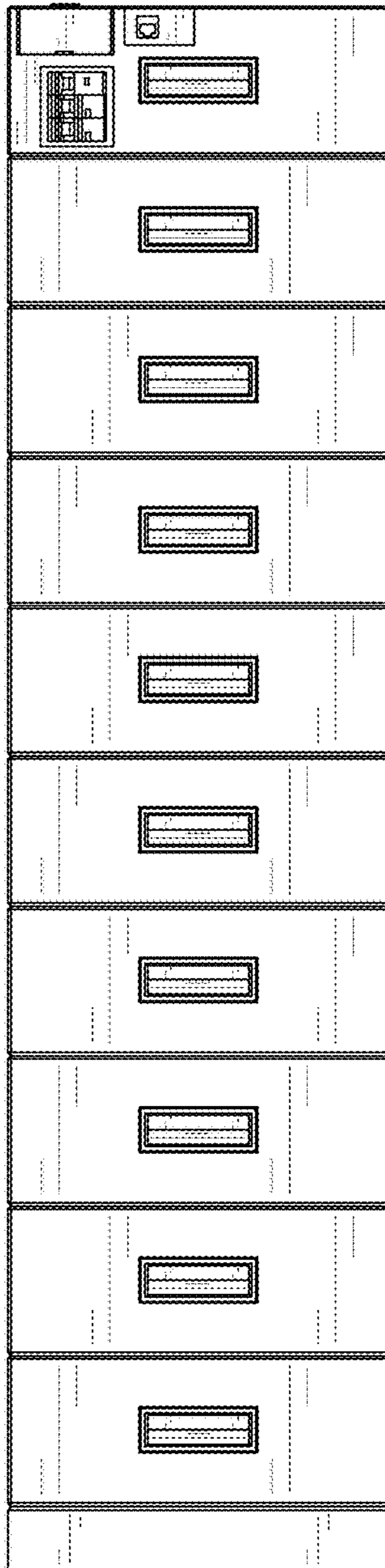


FIG. 3

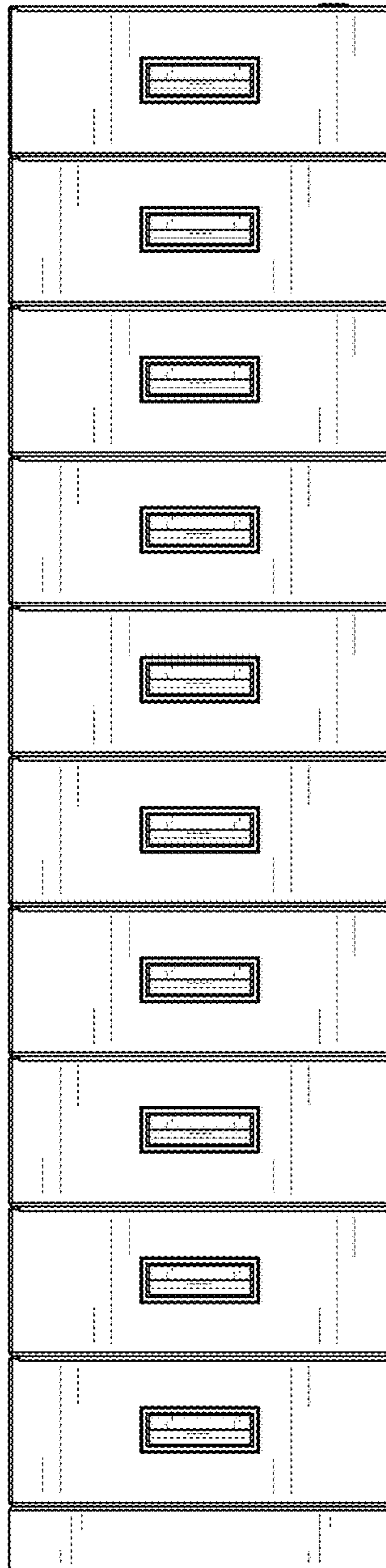


FIG. 4




FIG. 5




FIG. 6

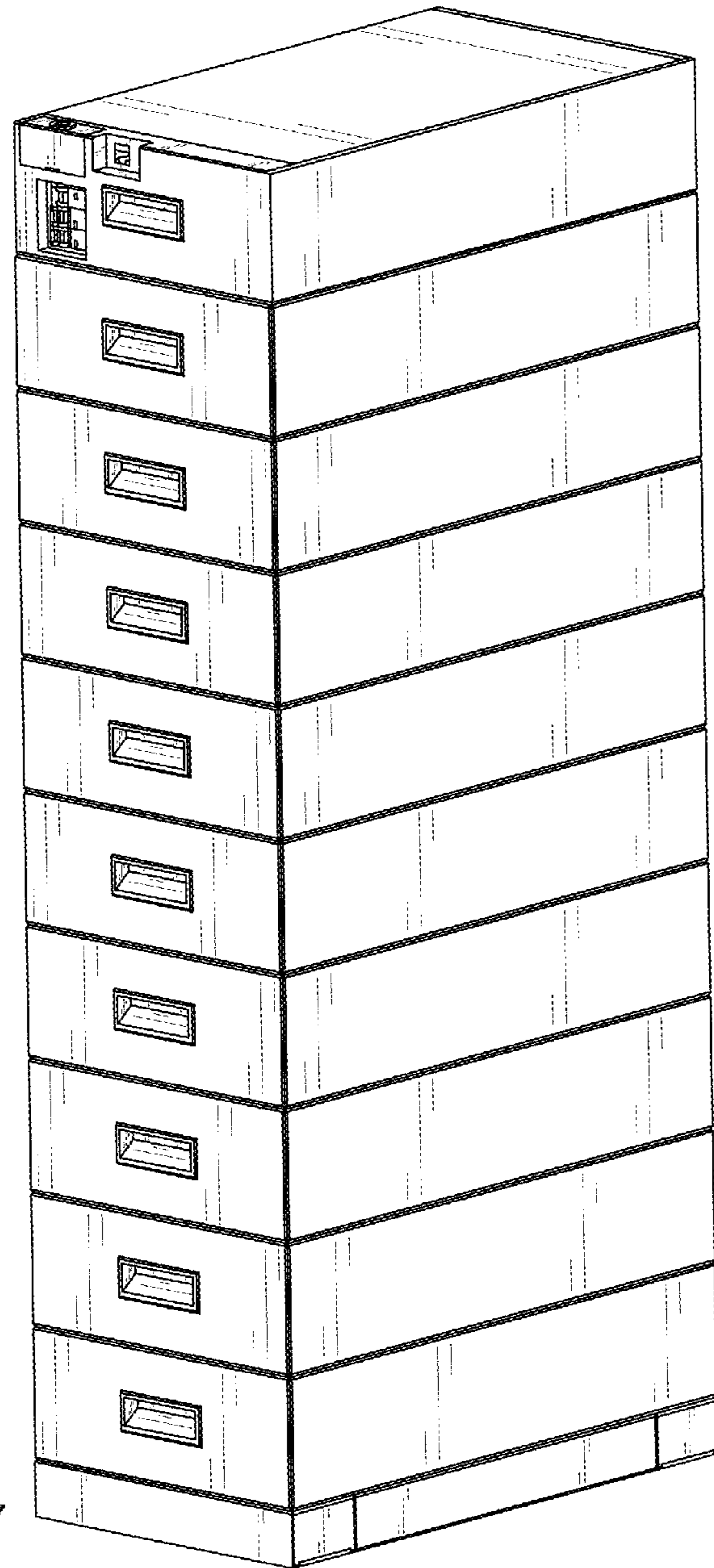


FIG. 7