



US00D860936S

(12) **United States Design Patent** (10) **Patent No.:** **US D860,936 S**  
**Jia** (45) **Date of Patent:** **\*\* Sep. 24, 2019**

(54) **WIRELESS CHARGER**

(71) Applicant: **SHENZHEN DAK TECHNOLOGY CO., LTD.**, Shenzhen (CN)

(72) Inventor: **Honglei Jia**, Shenzhen (CN)

(73) Assignee: **SHENZHEN DAK TECHNOLOGY CO., LTD.**, Shenzhen (CN)

(\*\*) Term: **15 Years**

(21) Appl. No.: **29/633,786**

(22) Filed: **Jan. 16, 2018**

(30) **Foreign Application Priority Data**

Dec. 22, 2017 (CN) ..... 2017 3 0661998

(51) **LOC (12) Cl.** ..... **13-02**

(52) **U.S. Cl.**  
USPC ..... **D13/108**; D13/103

(58) **Field of Classification Search**  
USPC ..... D13/107–110, 118–119, 184; D14/251,  
D14/253, 432, 434  
CPC ..... Y02E 60/12; Y02T 90/14; Y02T 90/122;  
Y02T 90/128; Y02T 90/163; H02J 7/025;  
H02J 7/0042; H02J 7/0044; H02J 7/0045;  
H02J 7/0003; H01F 38/14; H01R  
13/6675; H01M 2/1022; H01M 2/1055;  
H01M 10/44; H01M 10/46; H01M  
10/425; B60L 11/182  
See application file for complete search history.

(56) **References Cited**

U.S. PATENT DOCUMENTS

D390,886 S \* 2/1998 Fletcher ..... D21/476  
D645,927 S \* 9/2011 Schaufele ..... D21/793

D694,182 S \* 11/2013 Lee ..... D13/108  
D694,707 S \* 12/2013 Zeng ..... D13/108  
D738,303 S \* 9/2015 Symons ..... D13/108  
D741,256 S \* 10/2015 Murphy-Reinhertz ..... D13/108  
D772,710 S \* 11/2016 Katopis ..... D9/451  
D773,437 S \* 12/2016 Lee ..... D14/223  
D777,103 S \* 1/2017 Park ..... D13/108  
D784,259 S \* 4/2017 Huang ..... D13/108  
D795,182 S \* 8/2017 Akana ..... D13/108  
D796,433 S \* 9/2017 Langhammer ..... D13/108  
D803,410 S \* 11/2017 Im ..... D24/187  
D824,384 S \* 7/2018 Magi ..... D14/356  
D832,264 S \* 10/2018 Kim ..... D14/434

\* cited by examiner

*Primary Examiner* — Rosemary K Tarcza

*Assistant Examiner* — Nathaniel D. Buckner

(74) *Attorney, Agent, or Firm* — Buchanan Ingersoll & Rooney PC

(57) **CLAIM**

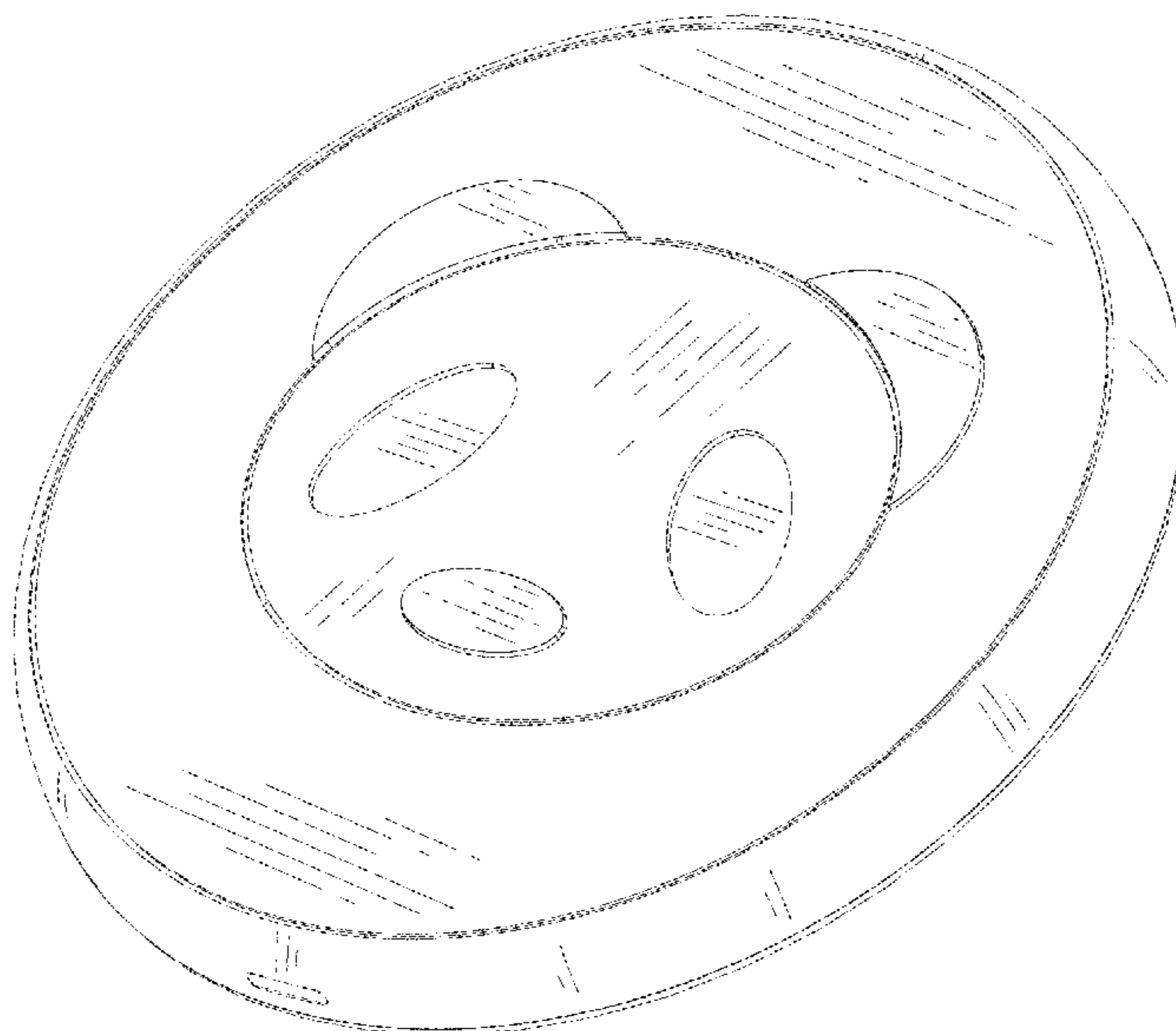
The ornamental design for a wireless charger, as shown and described.

**DESCRIPTION**

FIG. 1 is a first perspective view of a wireless charger;  
FIG. 2 is a second perspective view thereof;  
FIG. 3 is a front view thereof;  
FIG. 4 is a rear view thereof;  
FIG. 5 is a left side view thereof;  
FIG. 6 is a right side view thereof;  
FIG. 7 is a top view thereof; and,  
FIG. 8 is a bottom view thereof.

The broken lines in the figures depict portions of the article which form no part of the claimed design.

**1 Claim, 8 Drawing Sheets**



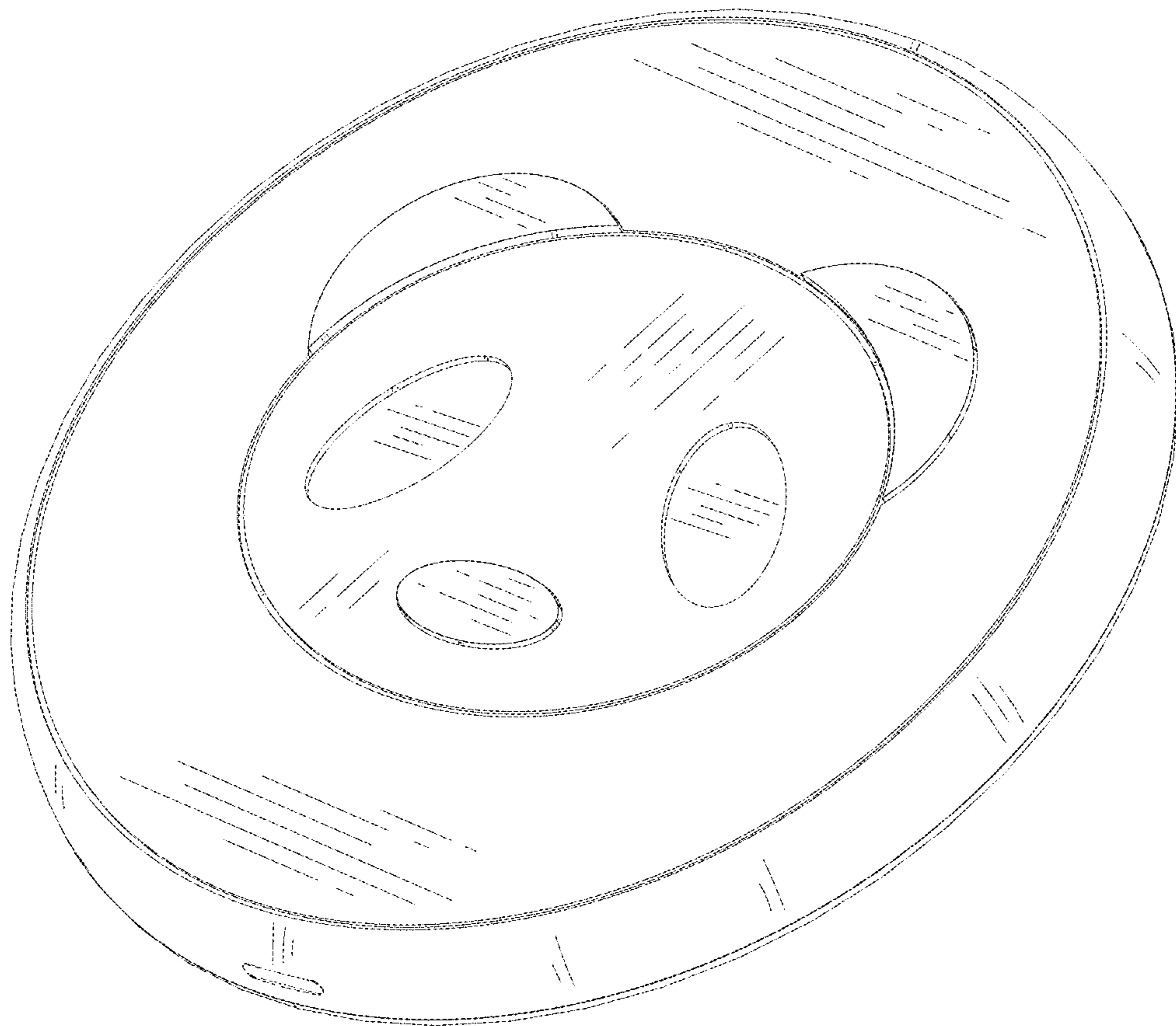


FIG. 1

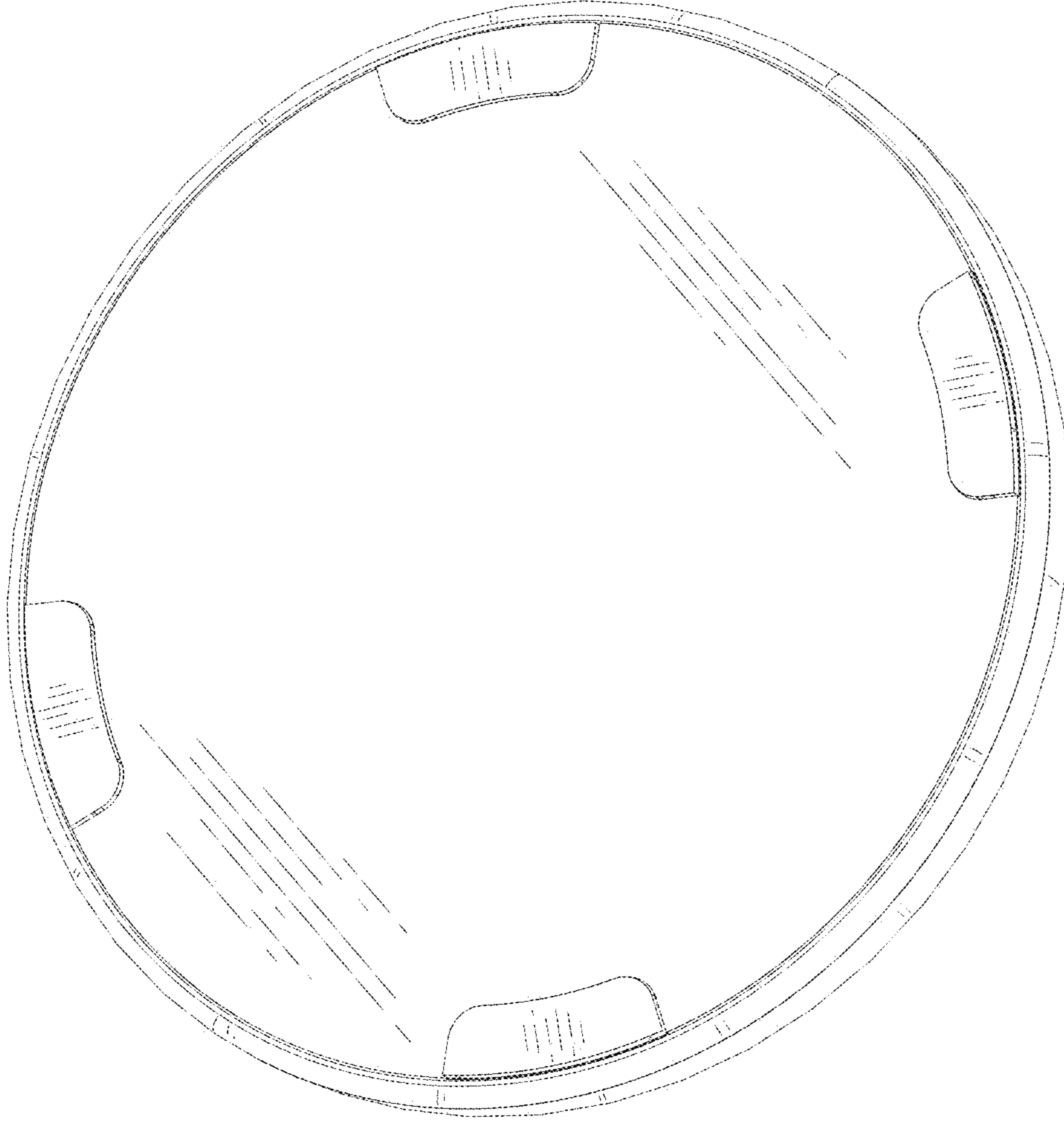


FIG.2




FIG.3

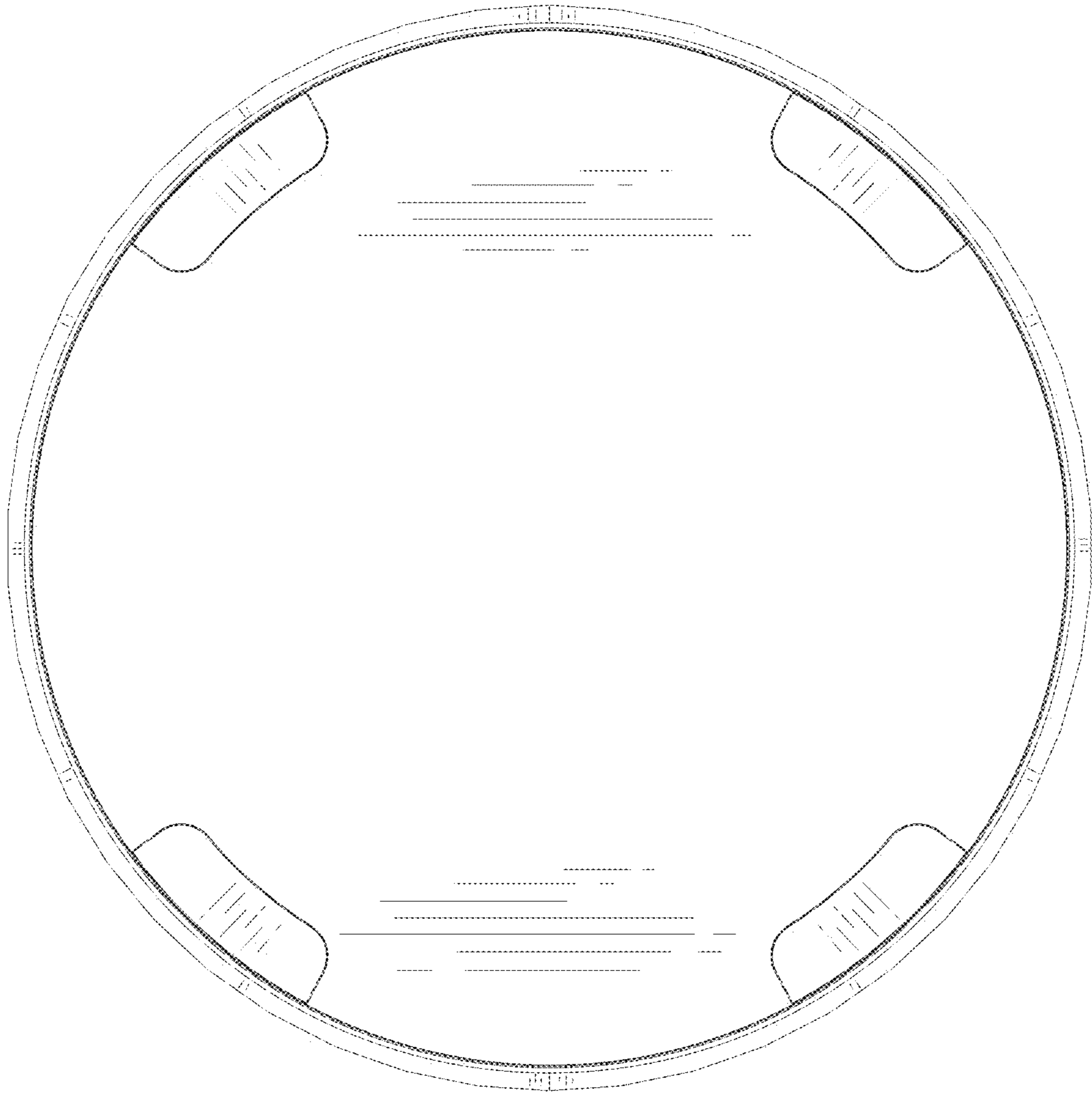


FIG.4






FIG.5




FIG.6

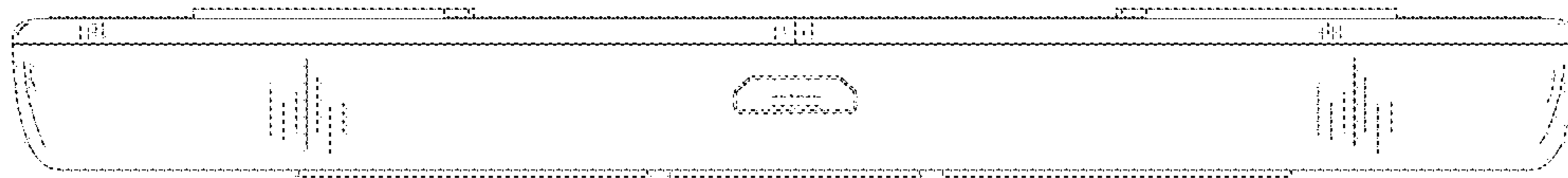


FIG. 7



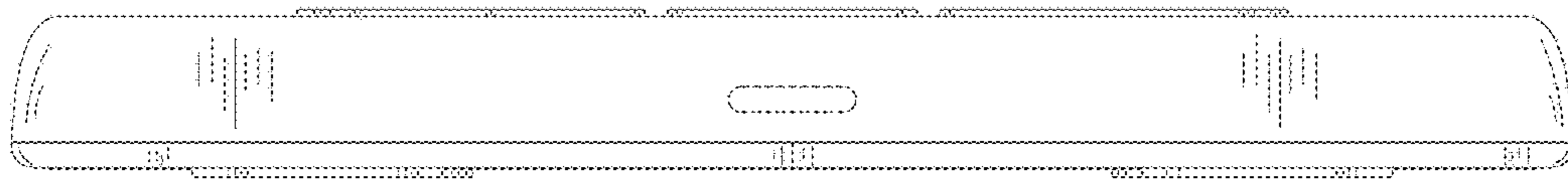


FIG.8