



US00D860933S

(12) **United States Design Patent** (10) **Patent No.:** **US D860,933 S**  
**Sun** (45) **Date of Patent:** **\*\* Sep. 24, 2019**

(54) **POWER BANK**  
(71) Applicant: **SHENZHEN DBK ELECTRONICS CO., LTD**, Shenzhen (CN)  
(72) Inventor: **Weijian Sun**, Shenzhen (CN)  
(73) Assignee: **SHENZHEN DBK ELECTRONICS CO., LTD**, Shenzhen (CN)

D711,318 S \* 8/2014 Xinfang ..... D13/103  
D712,351 S \* 9/2014 Zeng ..... D13/103  
D727,846 S \* 4/2015 Wen ..... D13/110  
9,049,505 B2 \* 6/2015 Wang ..... H04R 1/02  
D742,310 S \* 11/2015 Yen ..... D13/108  
D754,092 S \* 4/2016 Mackiewicz ..... D14/172  
D766,222 S \* 9/2016 Chen ..... D14/240  
D785,563 S \* 5/2017 Yang ..... D13/103  
2015/0054336 A1 \* 2/2015 Xinfang ..... B60R 16/033  
307/9.1

(\*\*) Term: **15 Years**  
(21) Appl. No.: **29/587,727**  
(22) Filed: **Dec. 15, 2016**  
(51) **LOC (12) Cl.** ..... **13-02**  
(52) **U.S. Cl.**  
USPC ..... **D13/108**  
(58) **Field of Classification Search**  
USPC ..... D13/102–110, 118–119, 184, 199;  
D14/356, 432  
CPC ..... Y02E 60/10; Y02E 60/12; Y02E 60/122;  
Y02E 60/124; Y02E 60/50; H01M 2/02;  
H01M 2/022; H01M 2/0202; H01M  
2/0207; H01M 2/0212; H01M 2/1061;  
H01M 2/1022; H01M 2/1055; H01M  
2/1066; H01M 2/105; H01M 2/20; H01M  
2/202; H01M 2/204; H01M 2/206; H01M  
10/44; H01M 10/46; H01M 10/465;  
H01M 10/482; H01M 2200/30; H01M  
2250/30; H01M 2250/40; H02J 7/00;  
H02J 7/0003; H02J 7/0011; H02J 7/0013;  
H02J 7/0054; H02J 7/0055; H02J 7/0057;  
H02J 2007/0062  
See application file for complete search history.

(56) **References Cited**  
U.S. PATENT DOCUMENTS  
D620,486 S \* 7/2010 Branch ..... D14/242  
D693,297 S \* 11/2013 Inskeep ..... D13/103  
D705,721 S \* 5/2014 Huang ..... D13/103  
D708,570 S \* 7/2014 Martin ..... D13/102

**OTHER PUBLICATIONS**

Zendure A3 Power Bank 10000mAh, Zendure, available on amazon.co.uk since Sep. 1, 2015, retrieved on Sep. 21, 2017, retrieved from the Internet URL:https://www.amazon.co.uk/Zendure-10000mAh-Ultra-durable-Portable-2014-2017/dp/B014RBEAQC/ref=sr\_1\_79?s=electronics&ie=UTF8&gid=1506023998&sr=1-79&keywords=power+bank.\*

\* cited by examiner

*Primary Examiner* — Rosemary K Tarcza  
*Assistant Examiner* — Alison M Ofstun  
(74) *Attorney, Agent, or Firm* — Hauptman Ham, LLP

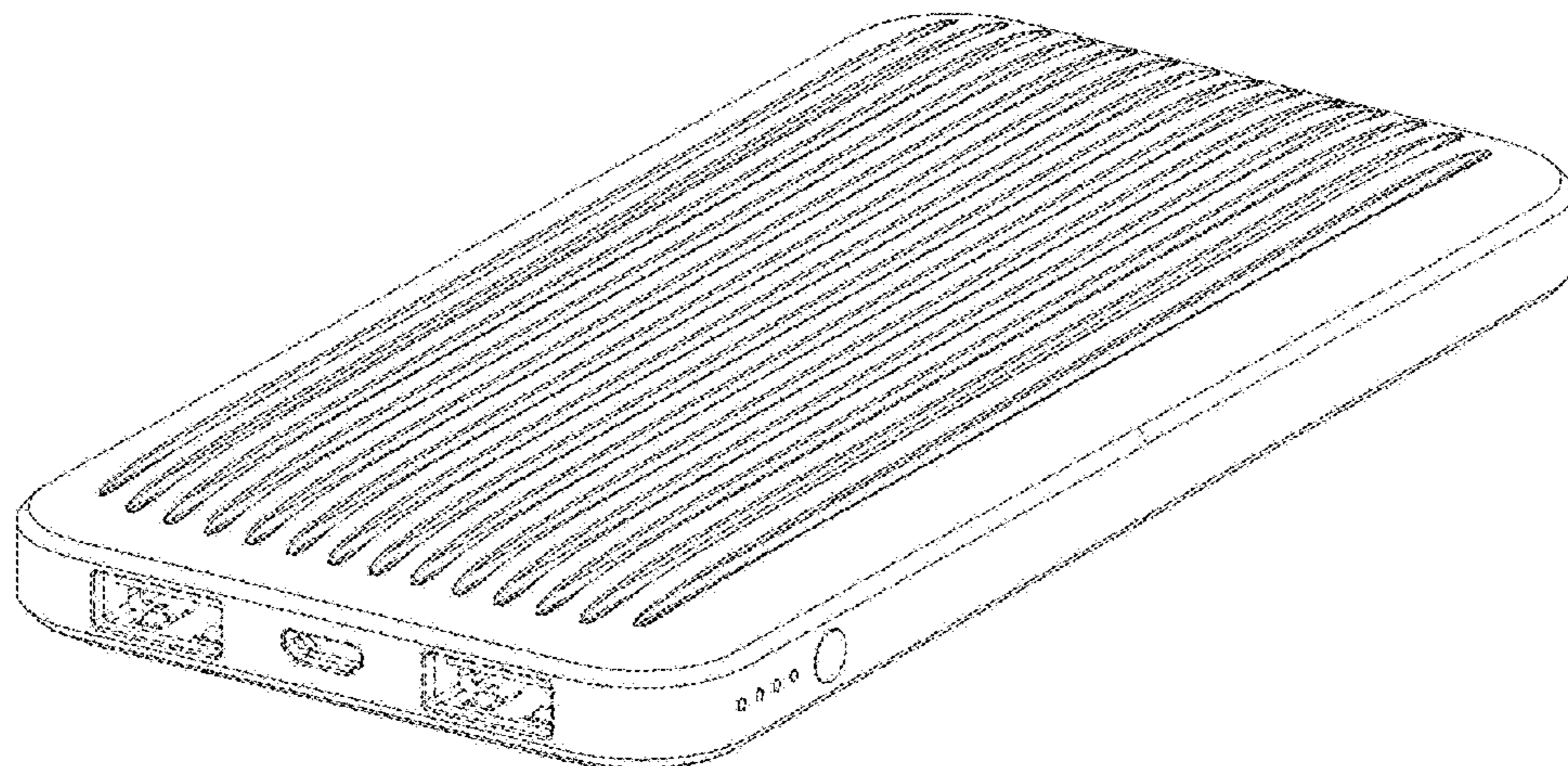
(57) **CLAIM**

The ornamental design for a power bank, as shown and described.

**DESCRIPTION**

FIG. 1 is a perspective view of a power bank, showing my design;  
FIG. 2 is a front view thereof;  
FIG. 3 is a back view thereof;  
FIG. 4 is a left side view thereof;  
FIG. 5 is a right side view thereof;  
FIG. 6 is a top view thereof; and,  
FIG. 7 is a bottom view thereof.  
The broken lines in the drawings are for the purpose of illustrating portions of the power bank and form no part of the claimed design.

**1 Claim, 7 Drawing Sheets**



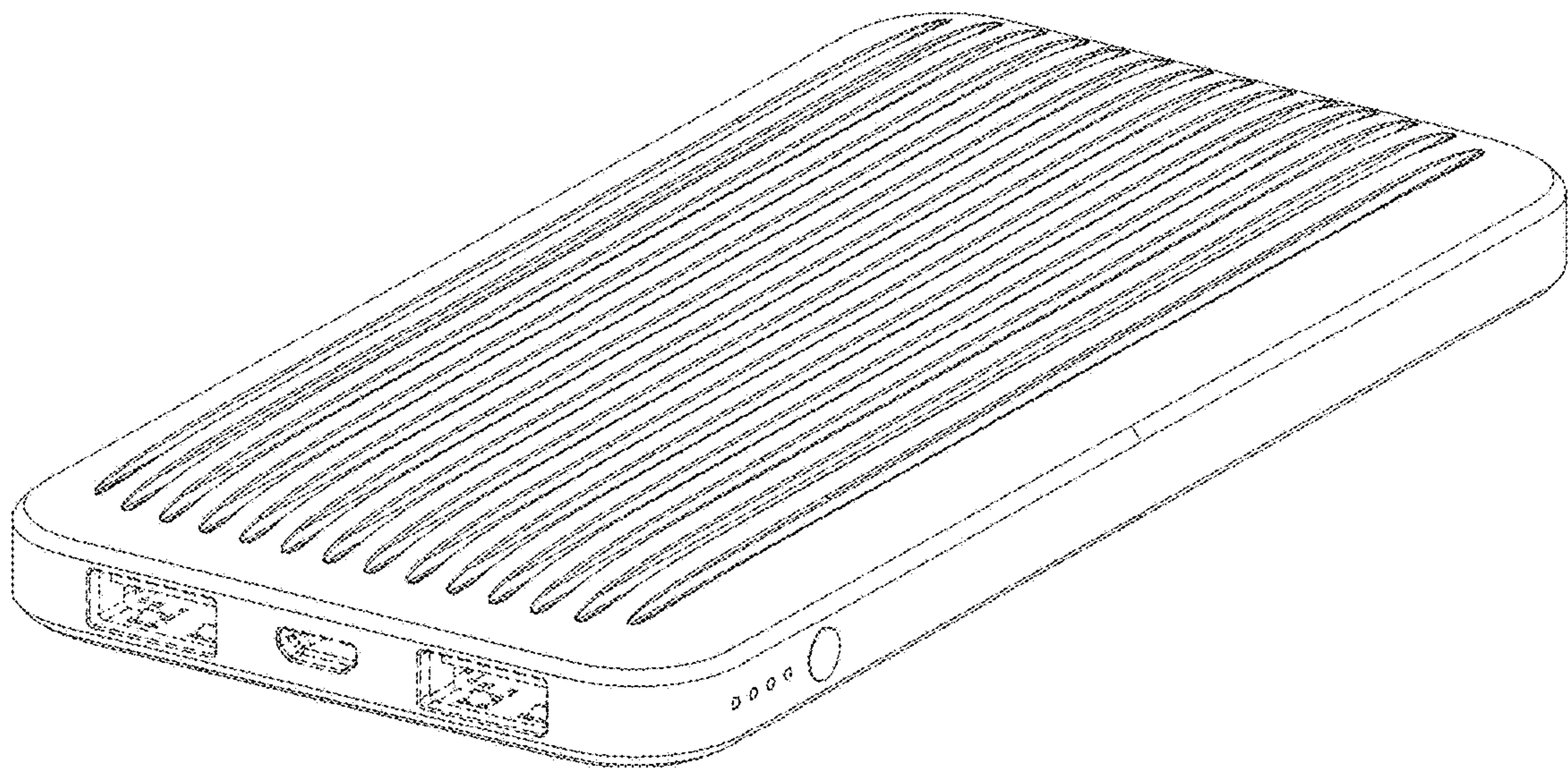


FIG. 1




FIG. 2




FIG. 3

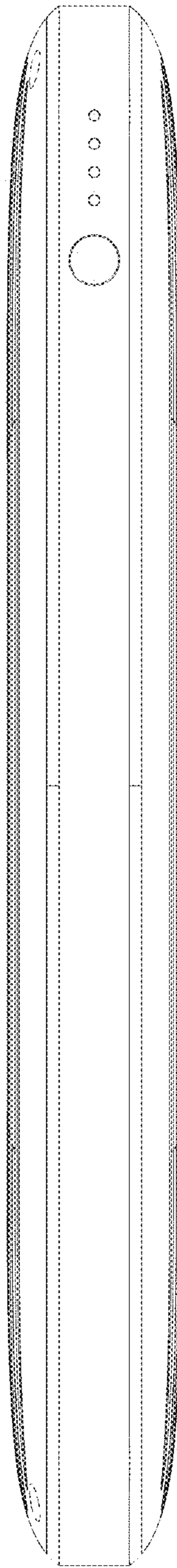


FIG. 4




FIG. 5

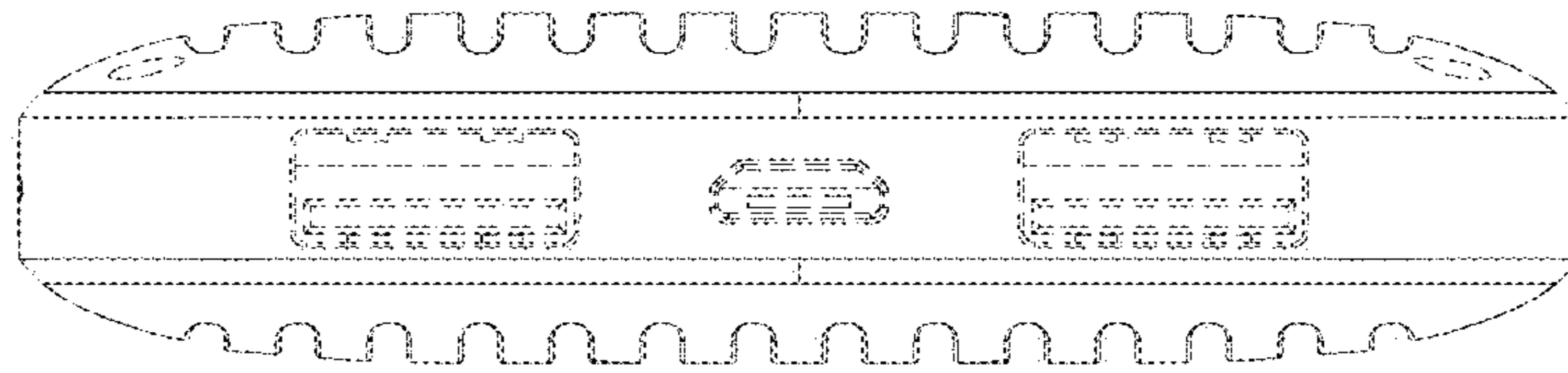


FIG. 6

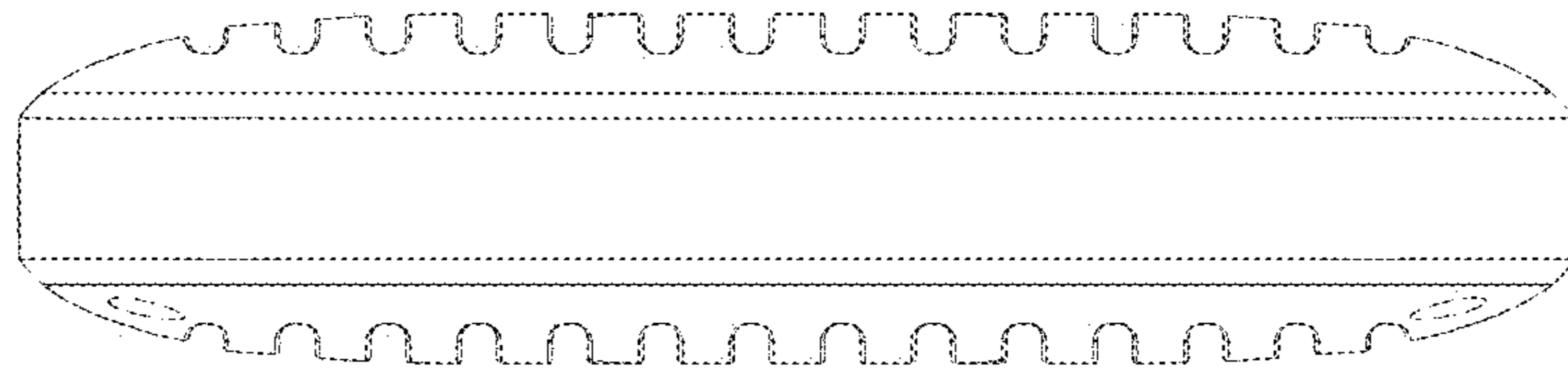


FIG. 7