



US00D860931S

(12) **United States Design Patent** (10) **Patent No.:** **US D860,931 S**  
**Wada** (45) **Date of Patent:** **\*\* Sep. 24, 2019**

(54) **TIRE FOR AUTOMOBILE**  
(71) Applicant: **SUMITOMO RUBBER INDUSTRIES, LTD.**, Kobe-shi, Hyogo (JP)

(72) Inventor: **Syoichi Wada**, Kobe (JP)

(73) Assignee: **SUMITOMO RUBBER INDUSTRIES, LTD.**, Kobe-Shi, Hyogo (JP)

(\*\*) Term: **15 Years**

(21) Appl. No.: **29/621,182**

(22) Filed: **Oct. 5, 2017**

(51) **LOC (12) Cl.** ..... **12-15**

(52) **U.S. Cl.**  
USPC ..... **D12/605**

(58) **Field of Classification Search**  
USPC ..... D12/568-605  
CPC ..... Y10T 152/10027; B60C 1/0016; B60C 11/0306; B60C 11/0302; B60C 3/06; B60C 9/17  
See application file for complete search history.

(56) **References Cited**

**U.S. PATENT DOCUMENTS**

D725,030 S \* 3/2015 Raatikainen ..... D12/588  
D763,782 S \* 8/2016 Dixon ..... D12/579  
D772,796 S \* 11/2016 Jacobs ..... D12/600  
D773,383 S \* 12/2016 Kivekas ..... D12/579  
D779,425 S \* 2/2017 Scheifele ..... D12/605

D788,026 S \* 5/2017 Lundgren ..... D12/605  
D788,695 S \* 6/2017 Scheifele ..... D12/605  
D799,416 S \* 10/2017 Sato ..... D12/605  
D805,469 S \* 12/2017 Sato ..... D12/605  
D806,641 S \* 1/2018 Fujioka ..... D12/605  
D826,144 S \* 8/2018 Ishigaki ..... D12/605

\* cited by examiner

*Primary Examiner* — Brandon M Rosati

*Assistant Examiner* — John A Voytek

(74) *Attorney, Agent, or Firm* — Birch, Stewart, Kolasch & Birch, LLP

(57) **CLAIM**

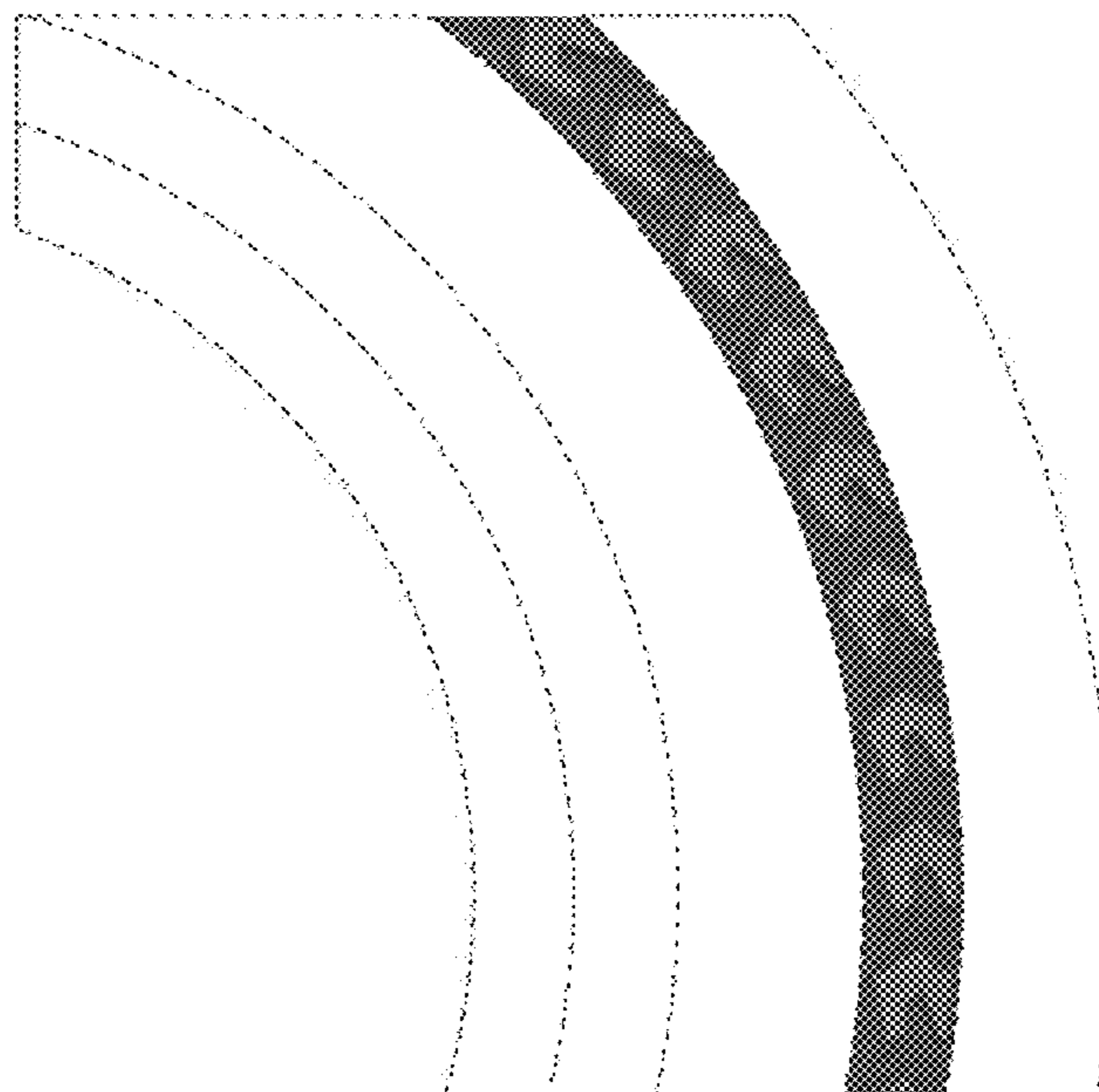
The ornamental design for a tire for automobile, as shown and described.

**DESCRIPTION**

FIG. 1 is a front perspective view of a tire for automobile showing my new design;  
FIG. 2 is a front view thereof;  
FIG. 3 is a left side view thereof;  
FIG. 4 is a rear view thereof;  
FIG. 5 is a right side view thereof;  
FIG. 6 is a bottom view thereof; and  
FIG. 7 is a top view thereof;  
FIG. 8 is a partial enlarged view of portion 8A-8B of FIG. 1; and,  
FIG. 9 is a partial enlarged view of portion 9A-9B of FIG. 3.

The portions of the tire shown in broken lines are not being claimed, and thus form no part of the claimed design.

**1 Claim, 9 Drawing Sheets**



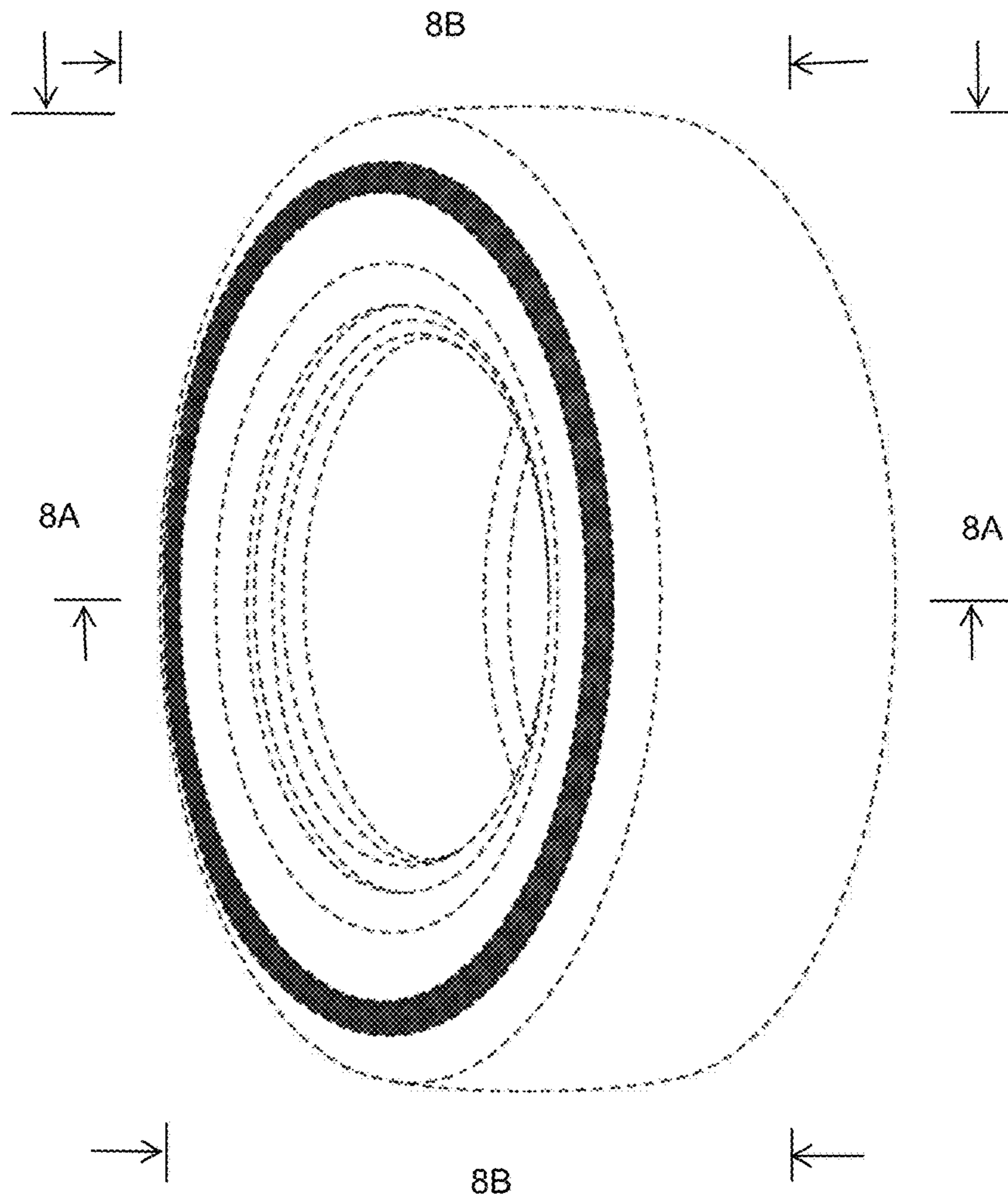


FIG. 1




FIG. 2

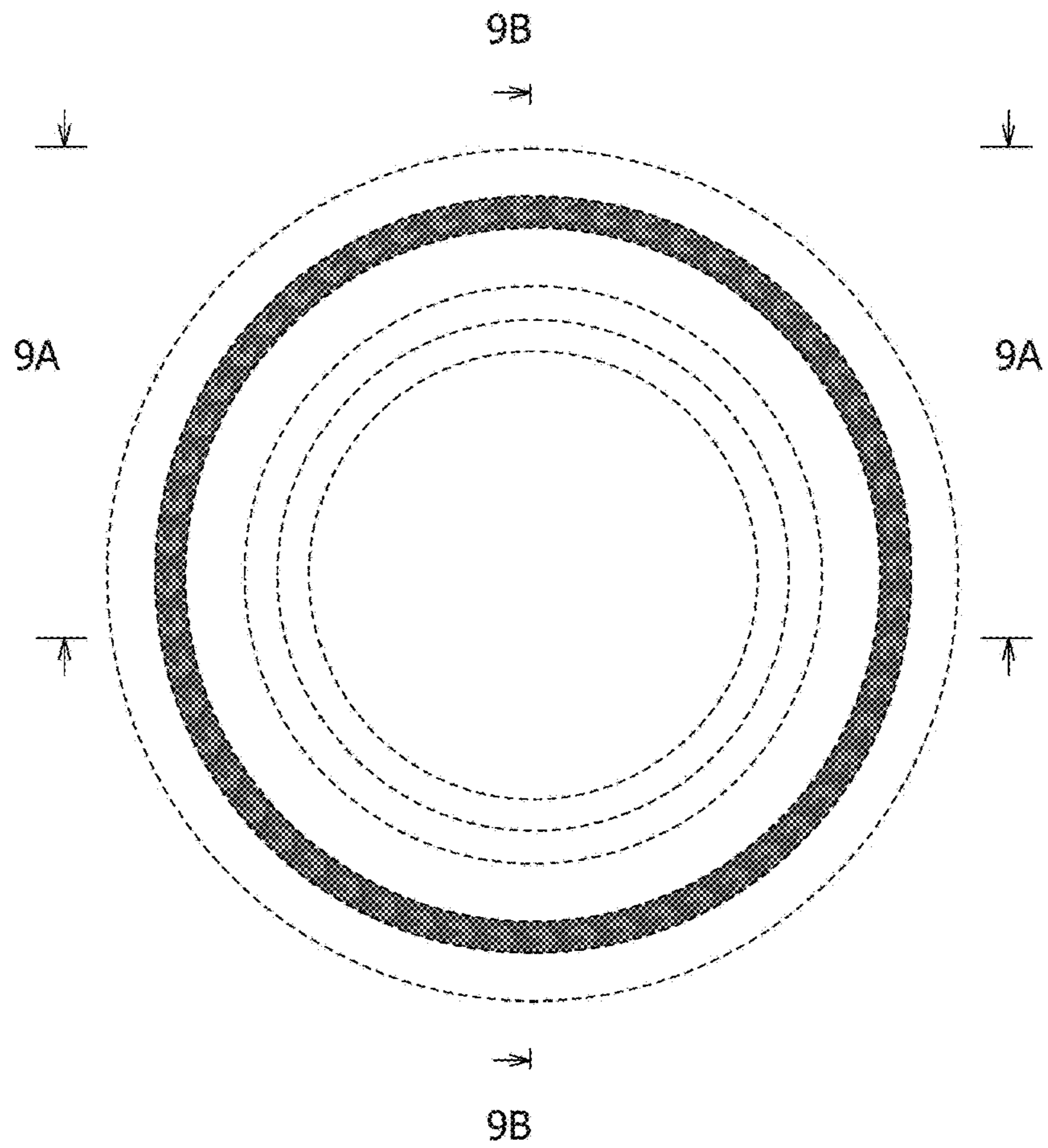


FIG. 3




FIG. 4

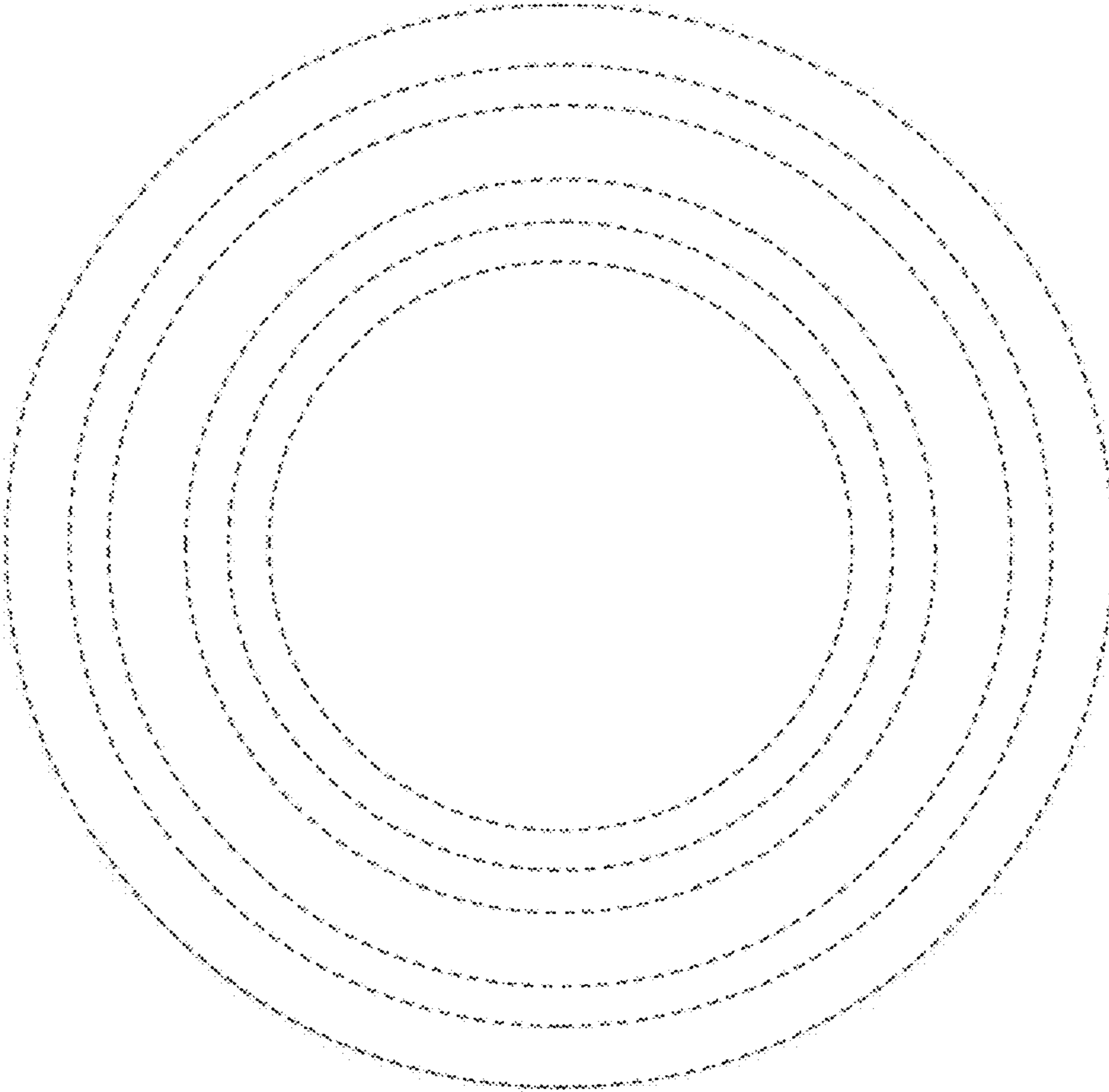


FIG. 5




FIG. 6




FIG. 7



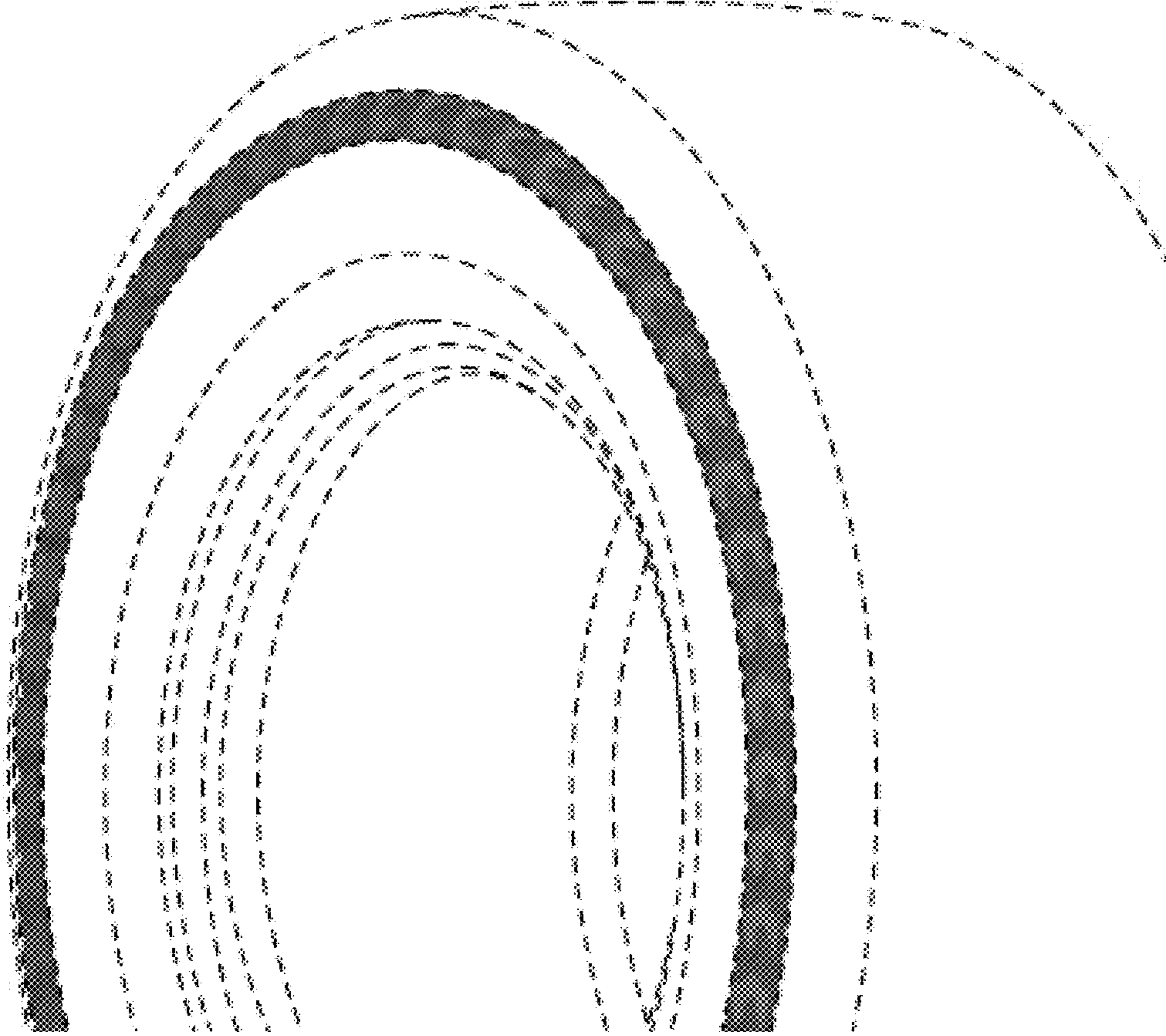


FIG. 8

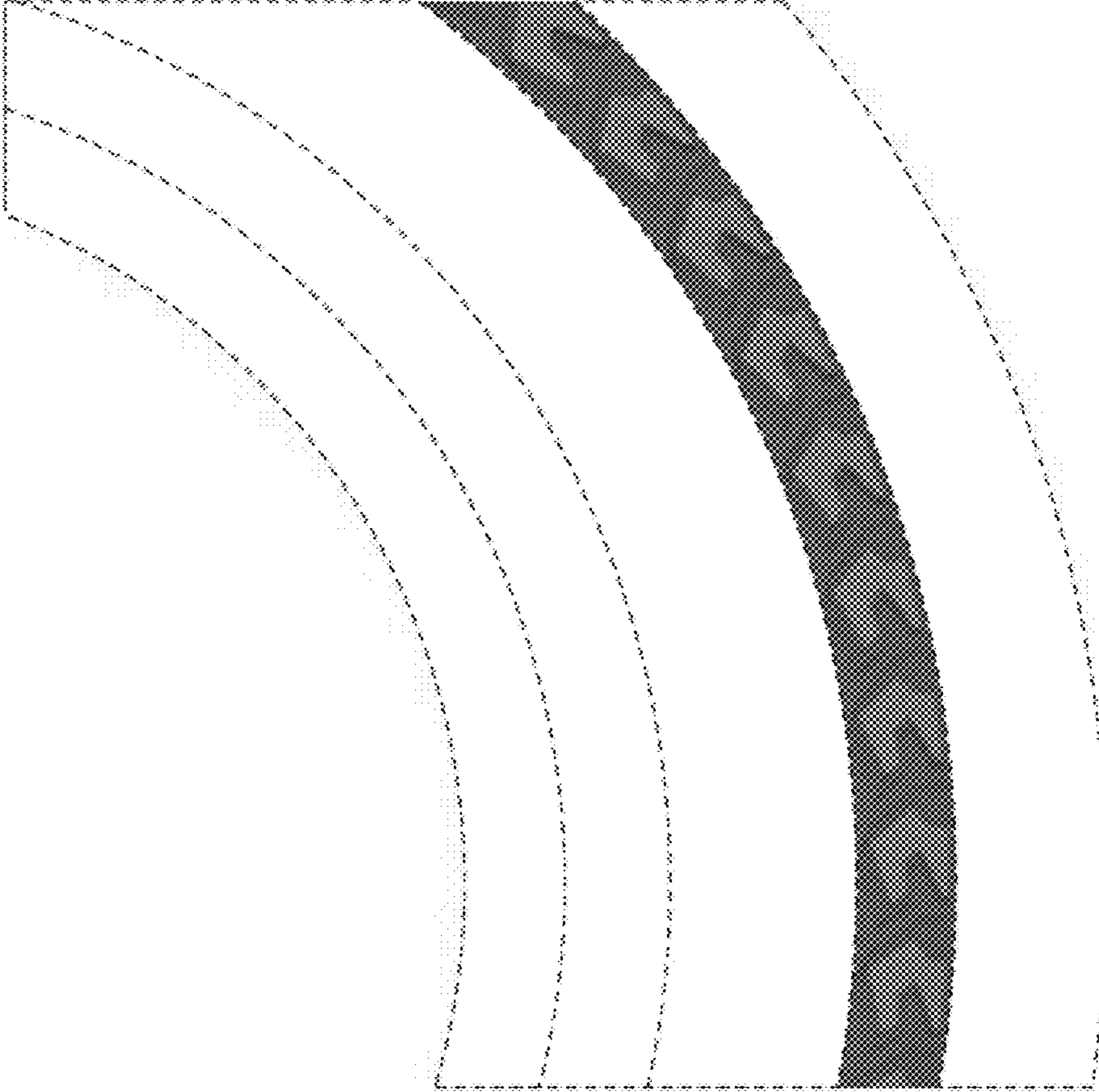


FIG. 9