



US00D860930S

(12) **United States Design Patent**  
**Ishii**

(10) **Patent No.:** **US D860,930 S**

(45) **Date of Patent:** **\*\* Sep. 24, 2019**

(54) **AUTOMOBILE TIRE**

(71) Applicant: **THE YOKOHAMA RUBBER CO., LTD.**, Minato-ku, Tokyo (JP)

(72) Inventor: **Makoto Ishii**, Tokyo (JP)

(73) Assignee: **THE YOKOHAMA RUBBER CO., LTD.**, Minato-ku, Tokyo (JP)

(\*\*) Term: **15 Years**

(21) Appl. No.: **29/590,024**

(22) Filed: **Jan. 6, 2017**

(30) **Foreign Application Priority Data**

Jul. 8, 2016 (JP) ..... 2016-014600

(51) **LOC (12) Cl.** ..... **12-15**

(52) **U.S. Cl.**  
USPC ..... **D12/605**

(58) **Field of Classification Search**  
USPC ..... D12/604-605, 500-501, 506, 534-538,  
D12/569-573, 900; D5/30; D7/396.4,  
D7/396.5

CPC ..... B06C 13/00; B06C 1/00  
See application file for complete search history.

(56) **References Cited**

**U.S. PATENT DOCUMENTS**

D182,576 S *	4/1958	Ellies	.....	D12/501
D568,236 S *	5/2008	Holden	.....	D12/605
D585,018 S *	1/2009	Shondel	.....	D12/605
D588,529 S *	3/2009	Reese	.....	D12/605
D622,210 S *	8/2010	Raatikainen	.....	D12/521
D649,111 S *	11/2011	Tokizaki	.....	D12/605
D656,089 S *	3/2012	Miyazaki	.....	D12/605
D660,785 S *	5/2012	Tokizaki	.....	D12/605
D680,490 S *	4/2013	Iwabuchi	.....	D12/605
D682,191 S *	5/2013	Ebiko	.....	D12/605
D683,303 S *	5/2013	Ebiko	.....	D12/605

D740,747 S *	10/2015	Sato	.....	D12/605
D754,595 S *	4/2016	Tokizaki	.....	D12/605
D768,067 S *	10/2016	Kuwano	.....	D12/605
D797,038 S *	9/2017	Sekine	.....	D12/605

(Continued)

**OTHER PUBLICATIONS**

“Goodyear Fierce Attitude M/T.” Goodyear, dated Sep. 11, 2016 (Retrieved from the Internet May 15, 2019). Internet URL:< <https://web.archive.org/web/20150911004123/https://www.goodyear.com/en-US/tires/fierce-attitude-mt> > (Year: 2016).\*

(Continued)

*Primary Examiner* — Jack Reickel

*Assistant Examiner* — Rachel A Voorhies

(74) *Attorney, Agent, or Firm* — Banner & Witcoff, Ltd.

(57) **CLAIM**

The ornamental design for an automobile tire, as shown and described.

**DESCRIPTION**

FIG. 1 is a perspective view of an automobile tire showing my design;

FIG. 2 is a front view thereof;

FIG. 3 is a rear view thereof;

FIG. 4 is a right side view thereof;

FIG. 5 is a left side view thereof;

FIG. 6 is a top view thereof;

FIG. 7 is a bottom view thereof;

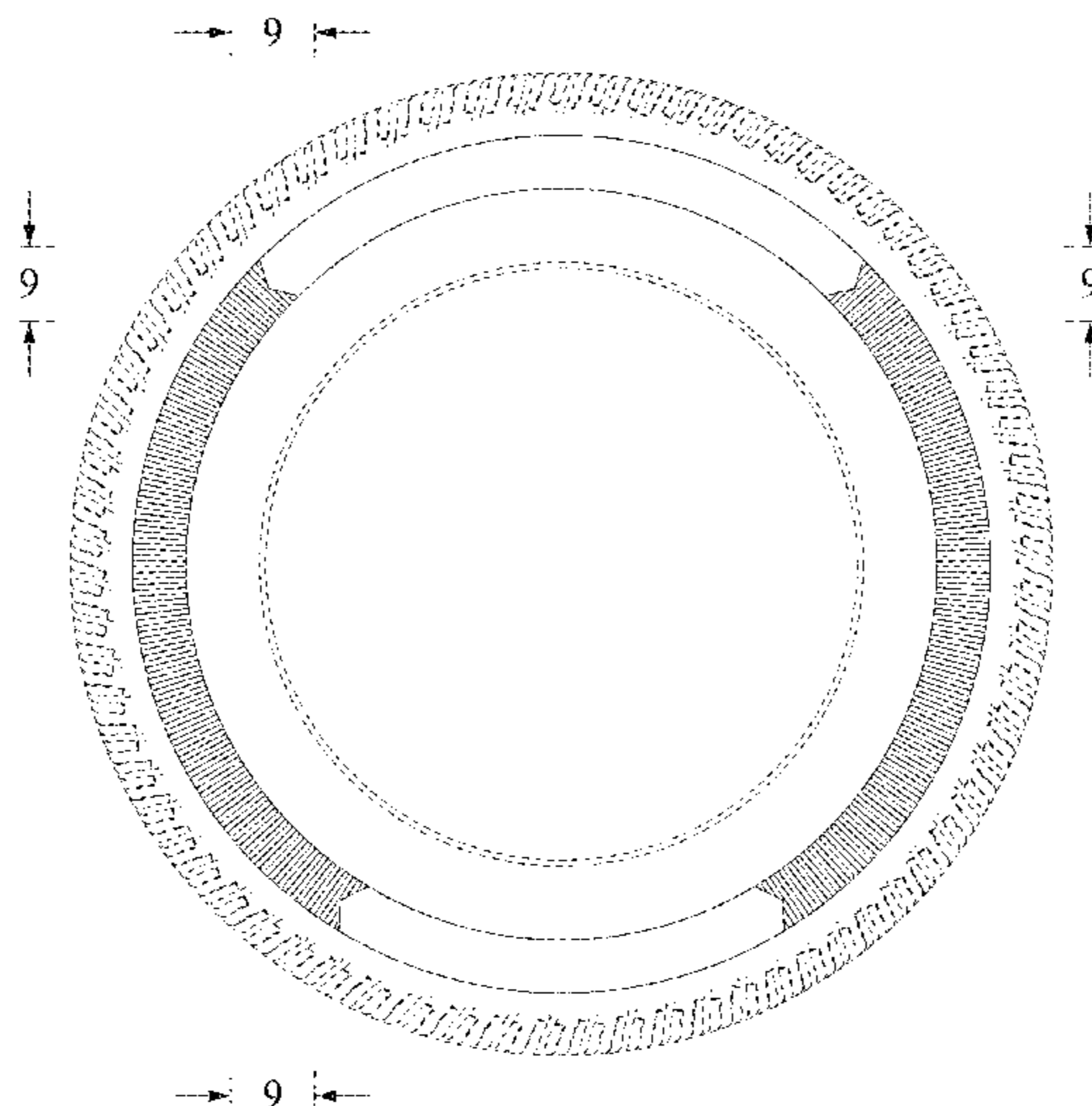
FIG. 8 is a partially enlarged view of a portion defined by lines 8-8 shown in FIG. 1;

FIG. 9 is a partially enlarged view of a portion defined by lines 9-9 shown in FIG. 2; and,

FIG. 10 is a cross sectional view of a portion defined by lines 10-10 shown in FIG. 9.

In the drawings, the broken lines depict environmental subject matter only and form no part of the claimed design.

**1 Claim, 10 Drawing Sheets**



(56)

**References Cited**

U.S. PATENT DOCUMENTS

D800,646 S \* 10/2017 Sato ..... D12/605  
D801,263 S \* 10/2017 Sato ..... D12/605  
D806,642 S \* 1/2018 Kuwano ..... D12/605  
D807,814 S \* 1/2018 Yamakawa ..... D12/604  
D813,150 S \* 3/2018 Schoepner ..... D12/605  
D829,643 S \* 10/2018 Mita ..... D12/605  
D829,644 S \* 10/2018 Morita ..... D12/605  
D829,645 S \* 10/2018 Morita ..... D12/605  
2012/0118466 A1\* 5/2012 Ebiko ..... B60C 13/02  
152/523  
2012/0132333 A1\* 5/2012 Ebiko ..... B60C 11/0309  
152/209.8

OTHER PUBLICATIONS

“Tire Sidewall Explained.” Blackcircles.com, dated Nov. 17, 2016  
(Retrieved from the Internet May 2019). Internet URL: < <https://web.archive.org/web/20161117090405/http://www.blackcircles.com/general/sidewall> > (Year: 2016).\*

\* cited by examiner

**FIG. 1**

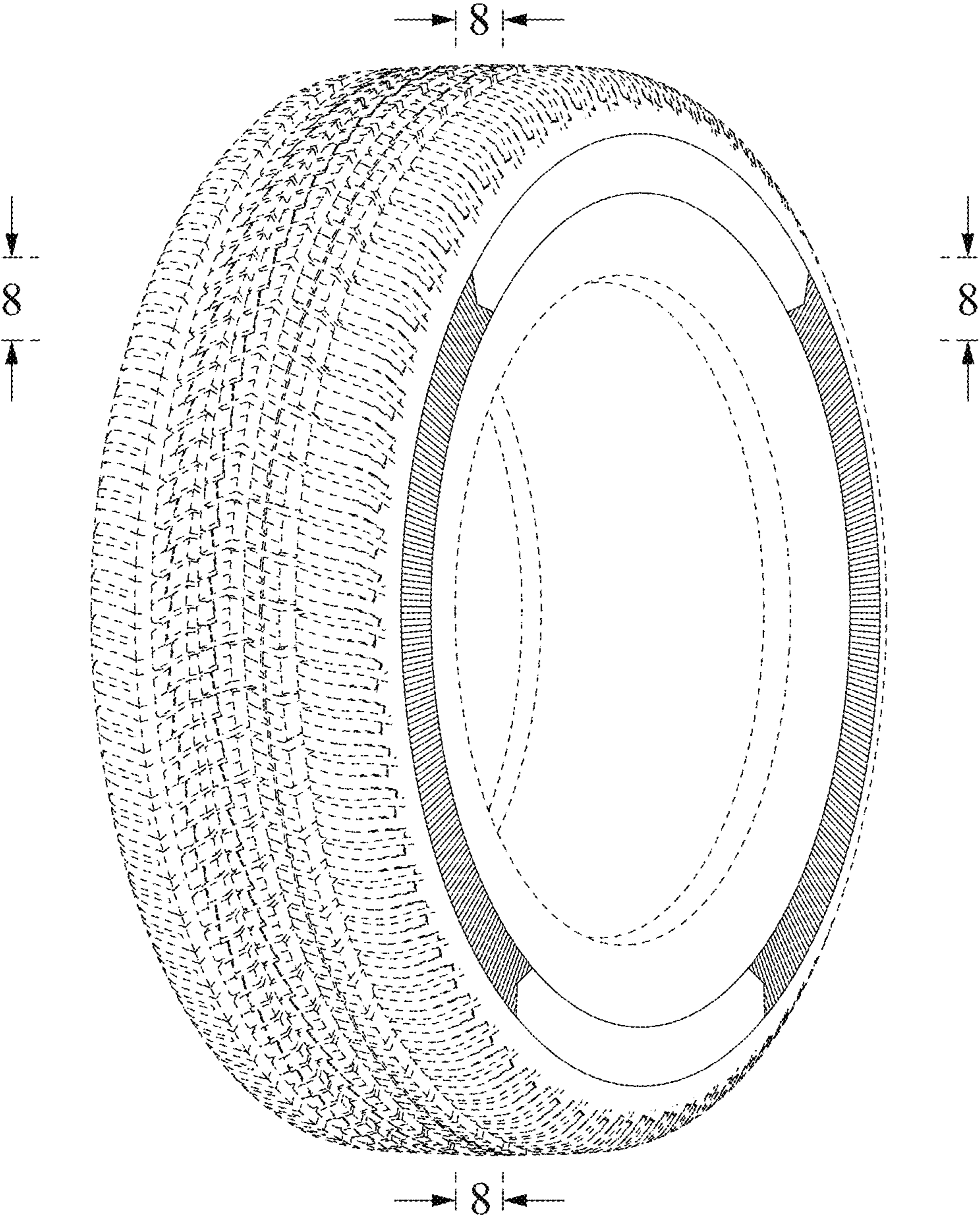
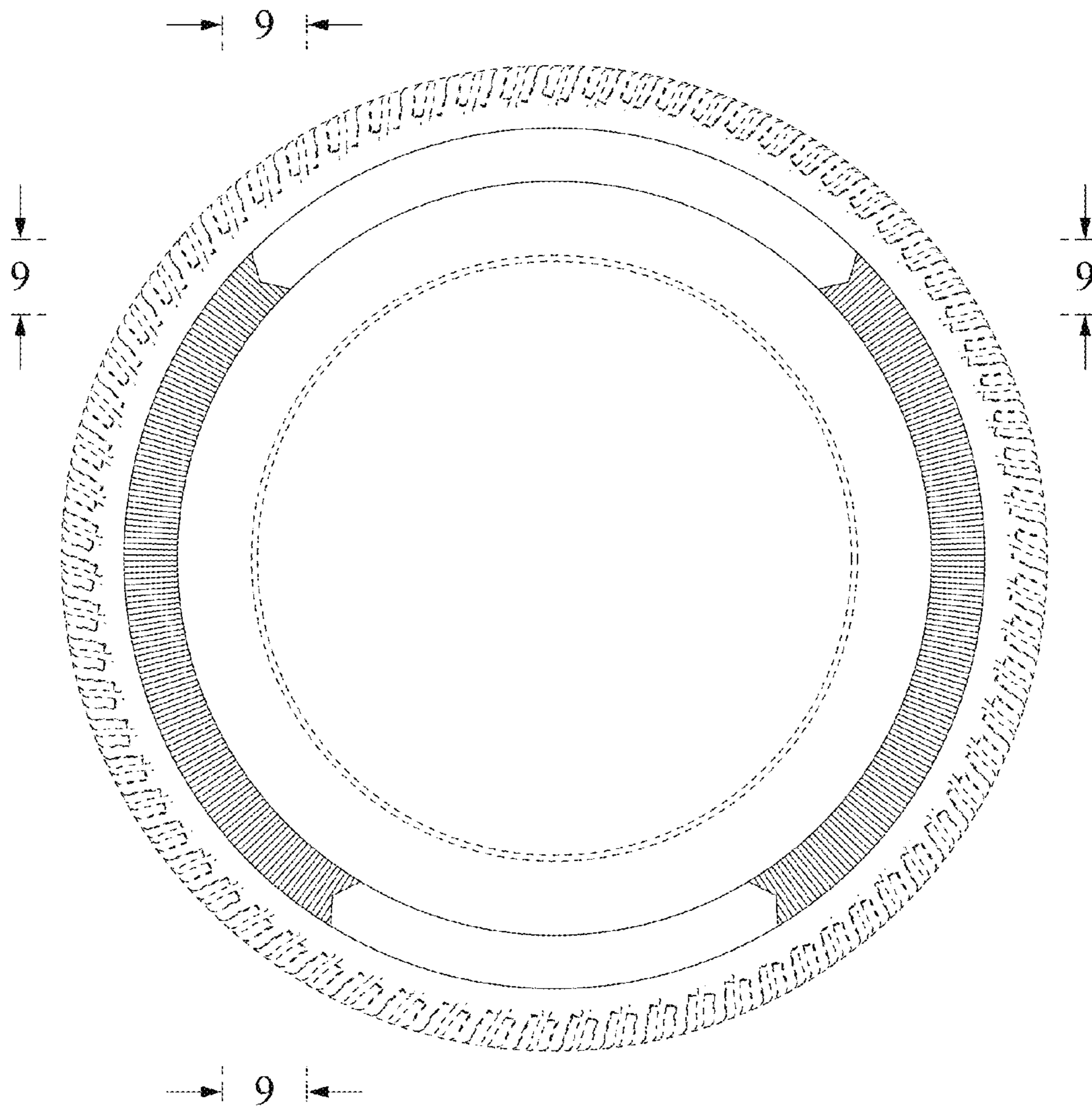



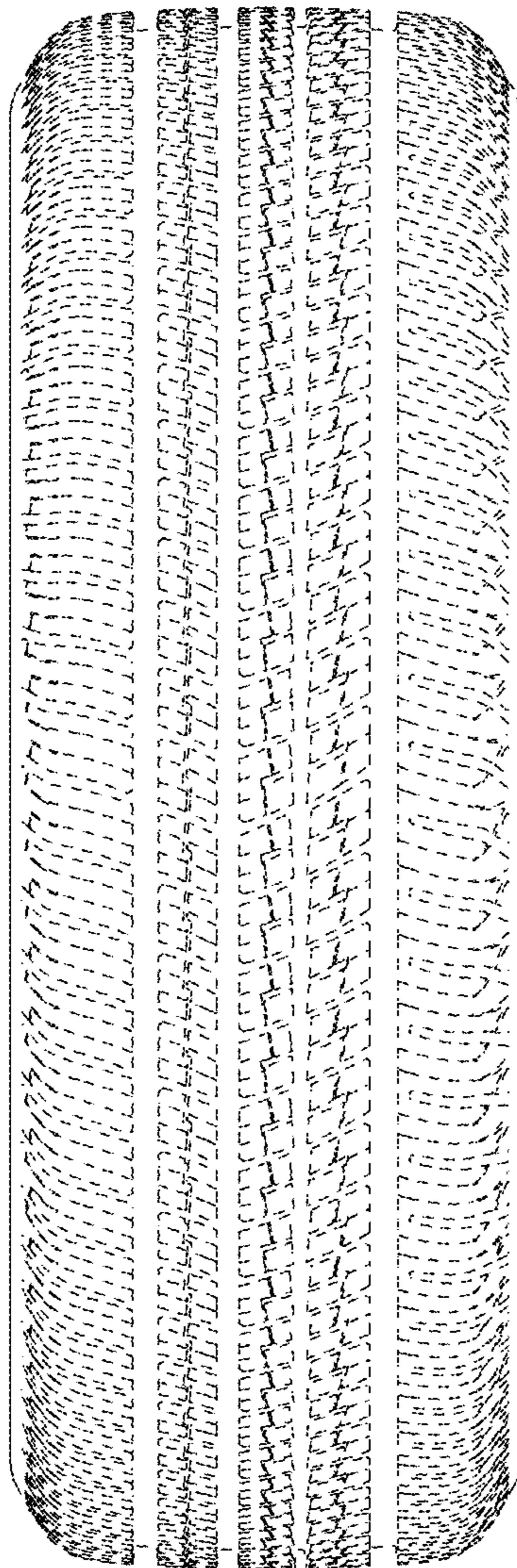
FIG. 2



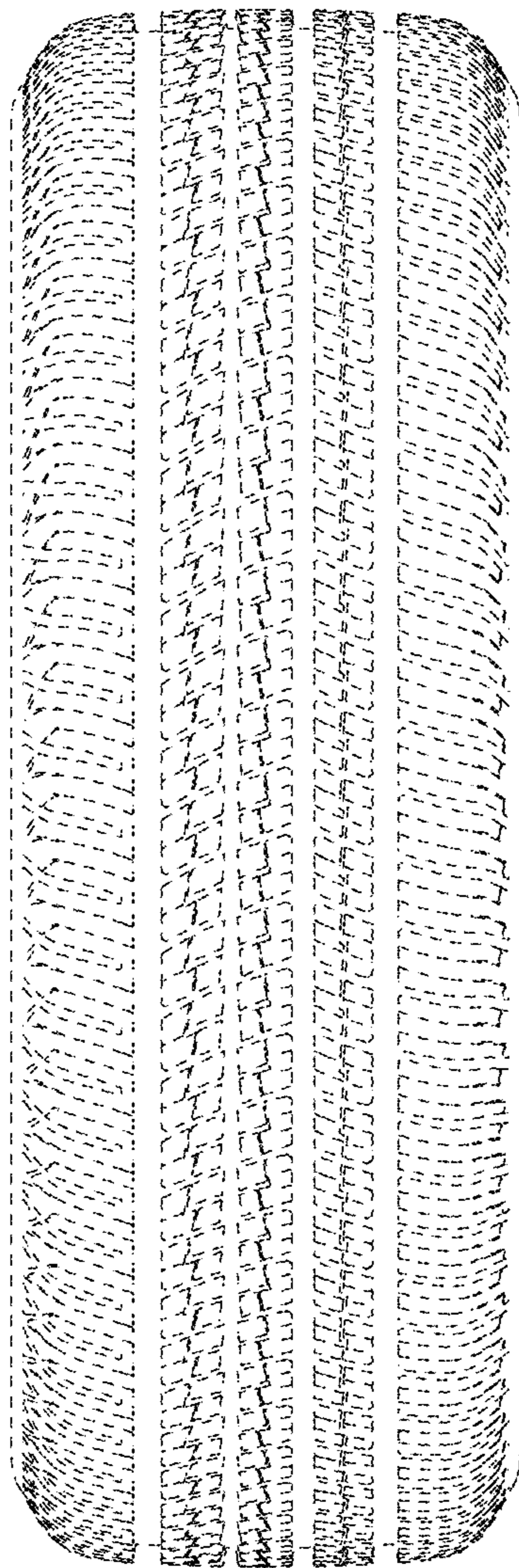
**FIG. 3**




**FIG. 4**



**FIG. 5**




**FIG. 6**





**FIG. 7**



**FIG. 8**

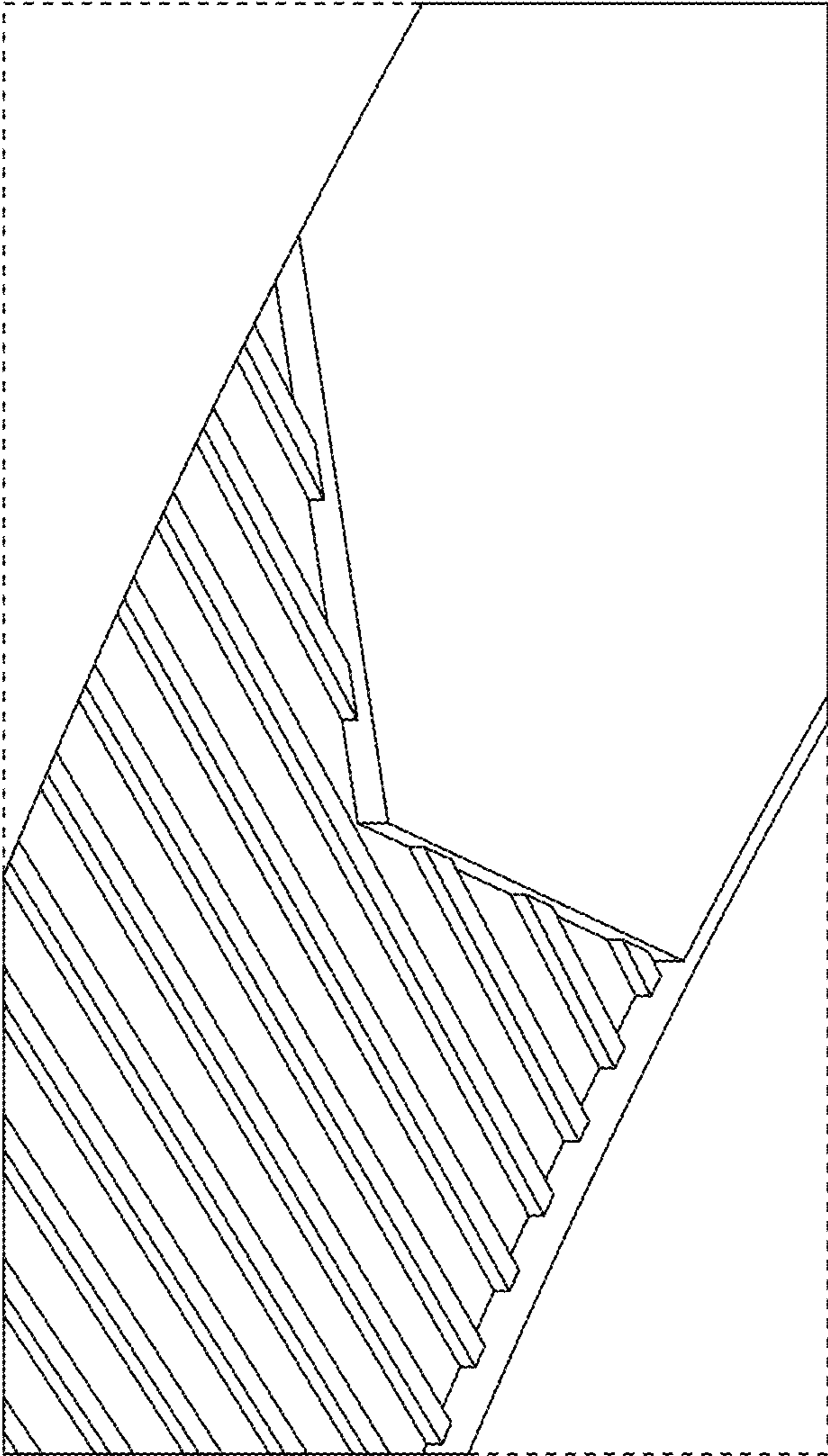
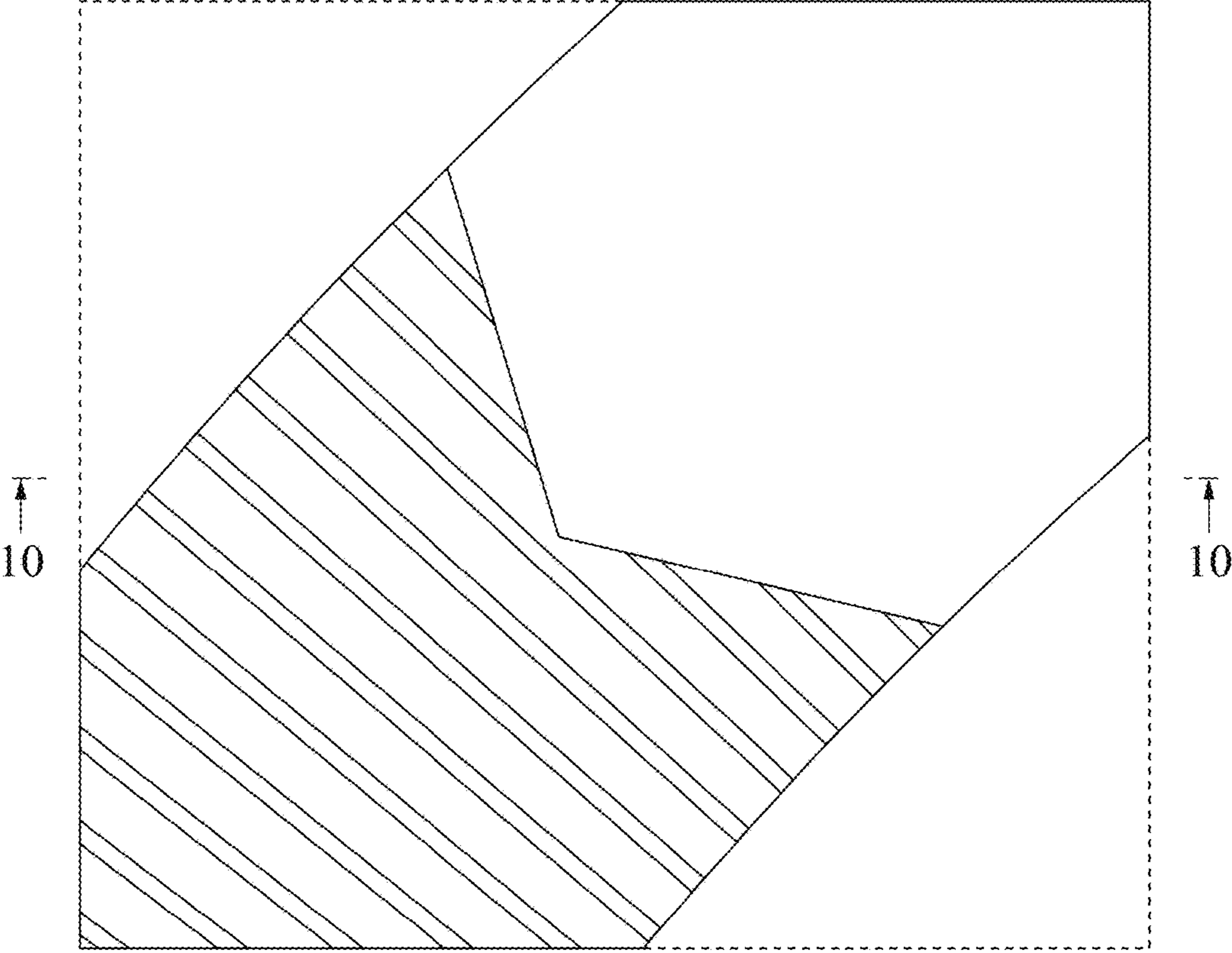


FIG. 9



**FIG. 10**

