

US00D860928S

(12) **United States Design Patent** (10) **Patent No.:** **US D860,928 S**  
**Dixon et al.** (45) **Date of Patent:** **\*\* \*Sep. 24, 2019**

- (54) **TIRE**
- (71) Applicant: **The Goodyear Tire & Rubber Company, Akron, OH (US)**
- (72) Inventors: **Max Harold Dixon, Kent, OH (US); Susan Lewis Madar, Macedonia, OH (US); Joel Joseph Lazeration, Copley, OH (US); John Stephen Guilford, Seville, OH (US); Samin Askarian, Highland Heights, OH (US)**
- (73) Assignee: **The Goodyear Tire & Rubber Company, Akron, OH (US)**
- (\*) Notice: This patent is subject to a terminal disclaimer.
- (\*\*) Term: **15 Years**
- (21) Appl. No.: **29/617,249**
- (22) Filed: **Sep. 13, 2017**
- (51) **LOC (12) Cl.** ..... **12-15**
- (52) **U.S. Cl.**  
USPC ..... **D12/602**
- (58) **Field of Classification Search**  
USPC ..... D12/579, 596, 597, 602, 603  
CPC .. B60C 11/0306; B60C 11/0309; B60C 11/04  
See application file for complete search history.

- D414,449 S 9/1999 Schuster ..... D12/146
- D425,457 S 5/2000 Gillard et al. .... D12/146
- D427,552 S 7/2000 Young ..... D12/147
- D442,897 S 5/2001 Cazin-Bourguignon et al. .... D12/147
- D444,109 S \* 6/2001 De Coninck ..... D12/602
- D457,128 S 5/2002 Robert et al. .... D12/602
- D462,655 S \* 9/2002 Zurita ..... D12/579

(Continued)

*Primary Examiner* — Robert M. Spear  
(74) *Attorney, Agent, or Firm* — Robert N. Lipsik

(57) **CLAIM**

The ornamental design for a tire, as shown and described.

**DESCRIPTION**

FIG. 1 is a perspective view of a tire showing our new design, it being understood that the pattern repeats uniformly throughout the circumference of the tread;  
 FIG. 2 is a front elevational view thereof;  
 FIG. 3 is a right side elevational view thereof; the left side elevational view being identical thereto;  
 FIG. 4 is an enlarged fragmentary front elevational view thereof;  
 FIG. 5 is a perspective view of a second embodiment of a tire showing our new design, it being understood that the interior of the tire forms no part of the claim, that the pattern repeats uniformly throughout the circumference of the tread and that the opposite side view is identical thereto; and,  
 FIG. 6 is a front elevational view of a second embodiment, it being understood that an enlarged fragmentary view thereof would be substantially identical to that shown in FIG. 4, with the exception of the inclusion of the sidewall in the claim.

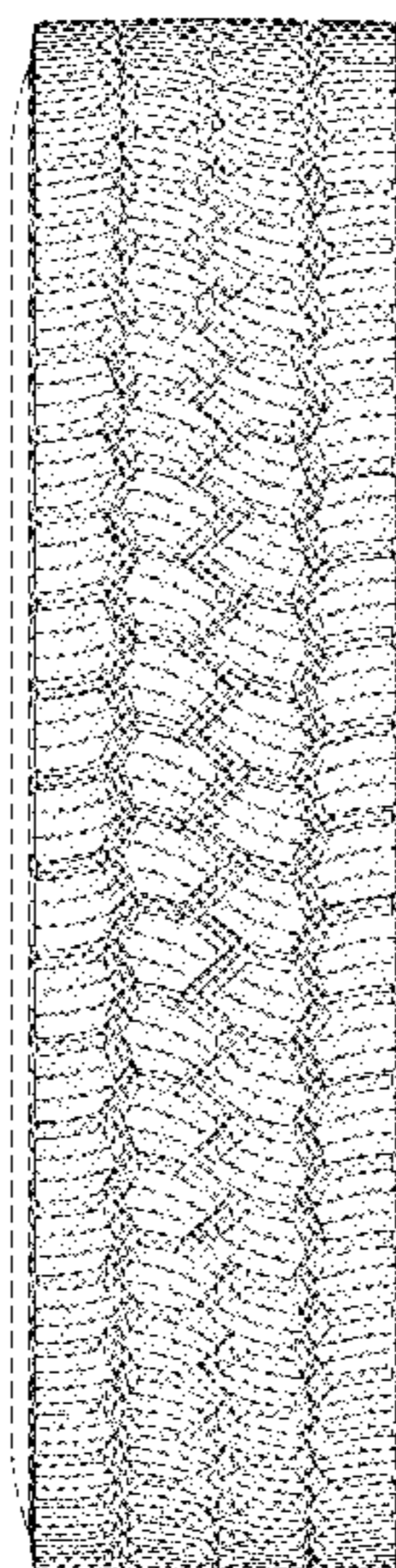
In the drawings, the broken lines immediately adjacent to the outer edges of the tire shoulder represent boundaries of the claim, and the broken lines depict environmental subject matter only and form no part of the claimed design.

**1 Claim, 6 Drawing Sheets**

(56) **References Cited**

U.S. PATENT DOCUMENTS

- D380,715 S 7/1997 Harris et al. .... D12/147
- D383,716 S 9/1997 Brown et al. .... D12/147
- D384,613 S 10/1997 Le et al. .... D12/146
- D385,520 S 10/1997 Scheuren et al. .... D12/147
- D390,818 S 2/1998 de Barys et al. .... D12/147
- D392,605 S 3/1998 Le et al. .... D12/146
- D400,140 S \* 10/1998 Graas ..... D12/552
- D409,955 S 5/1999 de Barys ..... D12/146



(56)

References Cited

U.S. PATENT DOCUMENTS

D473,843 S 4/2003 Le et al. .... D12/600  
 D493,415 S 7/2004 Noailly ..... D12/579  
 D537,033 S 2/2007 Dumigan et al. .... D12/602  
 D537,406 S \* 2/2007 Reim ..... D12/555  
 D589,436 S 3/2009 Beha et al. .... D12/579  
 D592,590 S 5/2009 Janesh et al. .... D12/600  
 D593,485 S \* 6/2009 Davidson, Jr. .... D12/579  
 D595,641 S \* 7/2009 Carter ..... D12/579  
 D598,369 S 8/2009 Beha ..... D12/602  
 D601,086 S 9/2009 Maus et al. .... D12/602  
 D610,071 S \* 2/2010 Song ..... D12/579  
 D610,971 S 3/2010 Zimmerman et al. .... D12/600  
 D615,485 S 5/2010 Hamada ..... D12/600  
 D622,211 S 8/2010 Maus et al. .... D12/579  
 D627,707 S 11/2010 Le et al. .... D12/566  
 D627,708 S \* 11/2010 Carter ..... D12/579  
 D627,713 S 11/2010 Le et al. .... D12/600  
 D631,002 S 1/2011 Cazin-Bourguignon et al. ....  
 D12/602  
 D636,722 S 4/2011 Davidson et al. .... D12/602  
 D637,142 S 5/2011 Nicolas et al. .... D12/579  
 D637,152 S 5/2011 Maus et al. .... D12/602  
 D641,314 S 7/2011 Strader et al. .... D12/602

D645,806 S 9/2011 Dixon et al. .... D12/579  
 D648,262 S 11/2011 Hermann et al. .... D12/579  
 D656,890 S 4/2012 Rittweger ..... D12/583  
 D661,639 S 6/2012 Carter et al. .... D12/579  
 D662,876 S 7/2012 Larregain ..... D12/602  
 D674,742 S 1/2013 Krier et al. .... D12/598  
 D678,831 S 3/2013 Hermann et al. .... D12/579  
 D728,465 S 5/2015 Kuwahara ..... D12/600  
 D735,119 S \* 7/2015 Hermann ..... D12/578  
 D738,815 S 9/2015 Dixon et al. .... D12/594  
 D742,812 S \* 11/2015 Hutz ..... D12/602  
 D744,409 S 12/2015 Krier et al. .... D12/583  
 D759,583 S 6/2016 Krier et al. .... D12/600  
 D762,555 S \* 8/2016 Hayashi ..... D12/579  
 D762,556 S 8/2016 Dixon et al. .... D12/583  
 D767,474 S \* 9/2016 Reim ..... D12/579  
 D780,685 S 3/2017 Krier et al. .... D12/602  
 D781,220 S 3/2017 Scheifele et al. .... D12/579  
 D791,681 S 7/2017 Zhang et al. .... D12/501  
 D791,686 S 7/2017 Krier et al. .... D12/553  
 D795,794 S \* 8/2017 Thieman ..... D12/579  
 D795,795 S \* 8/2017 Robbins ..... D12/579  
 D799,411 S \* 10/2017 Dixon ..... D12/602  
 D816,593 S \* 5/2018 Westaway ..... D12/571  
 D847,725 S \* 5/2019 Dixon et al.

\* cited by examiner

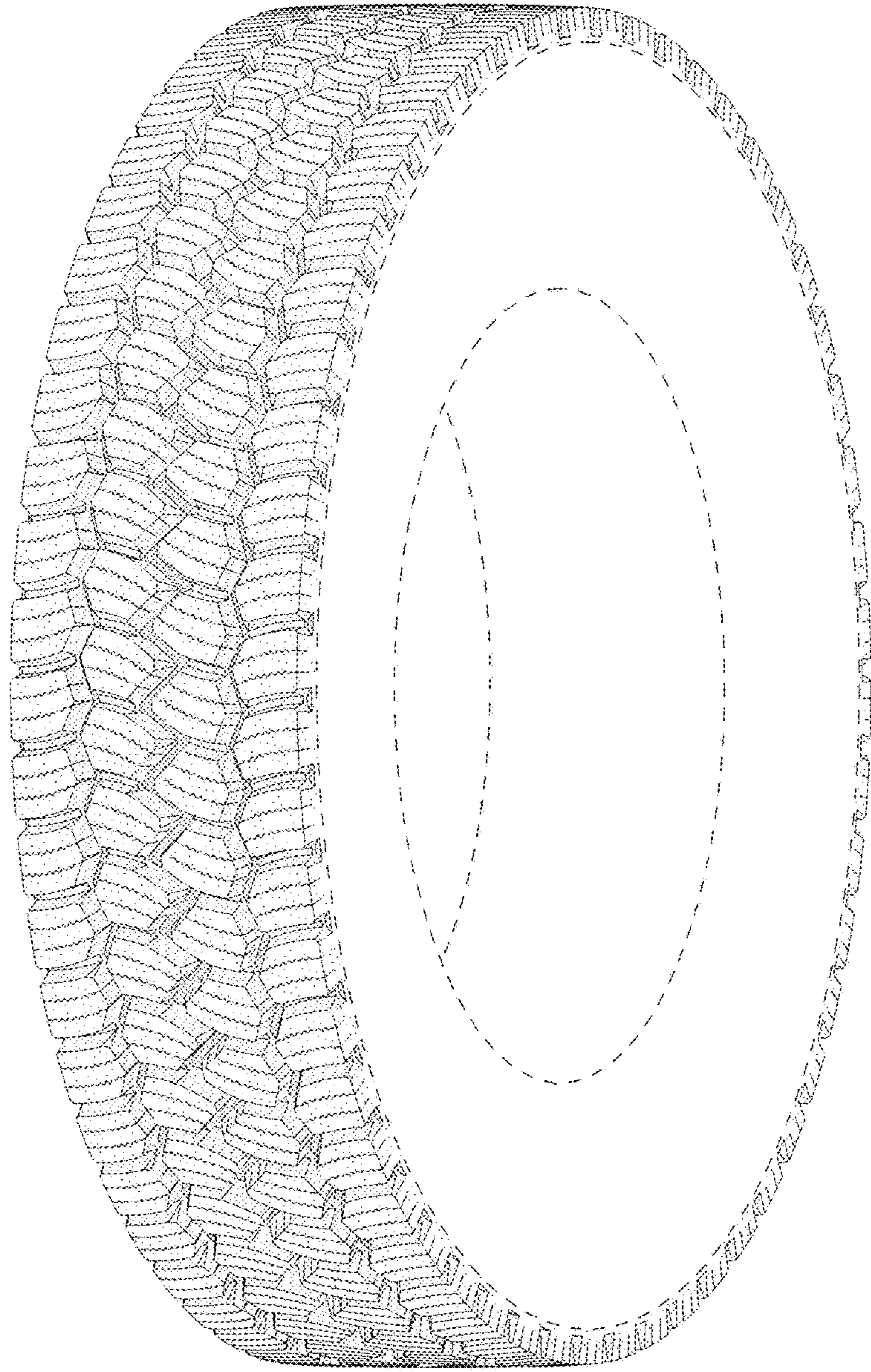


FIG - 1

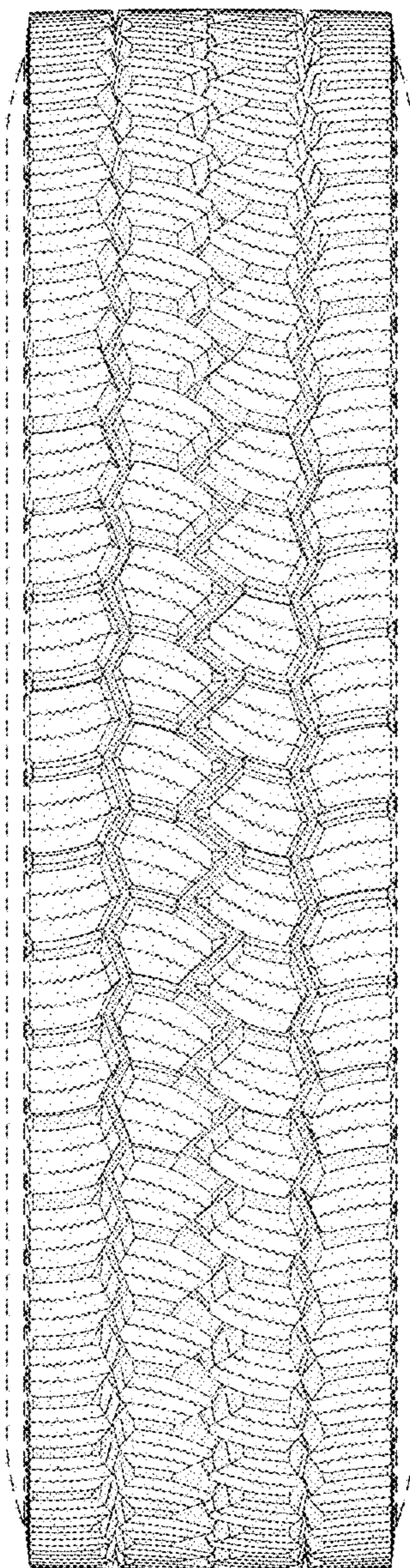


FIG - 2

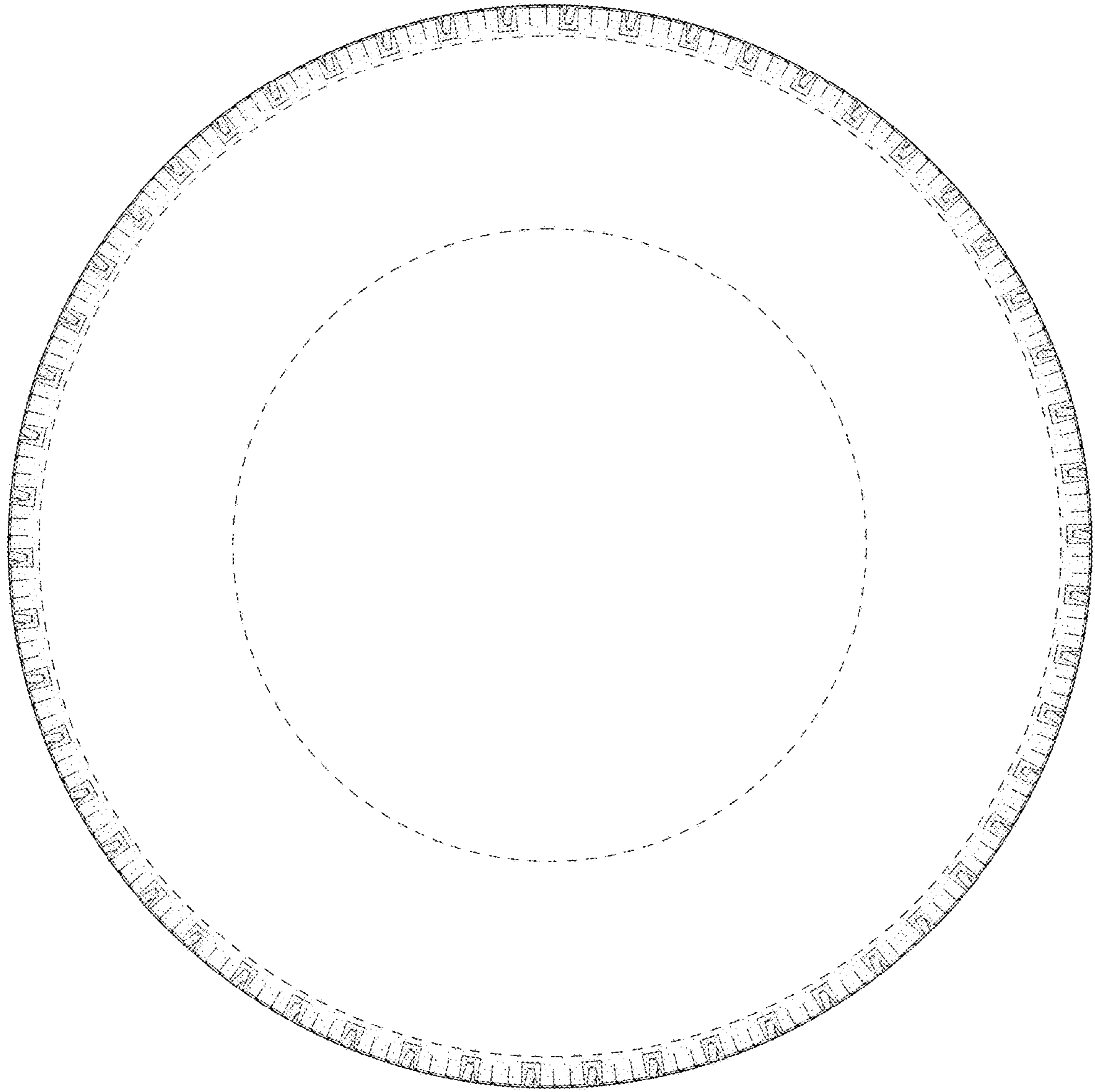


FIG - 3

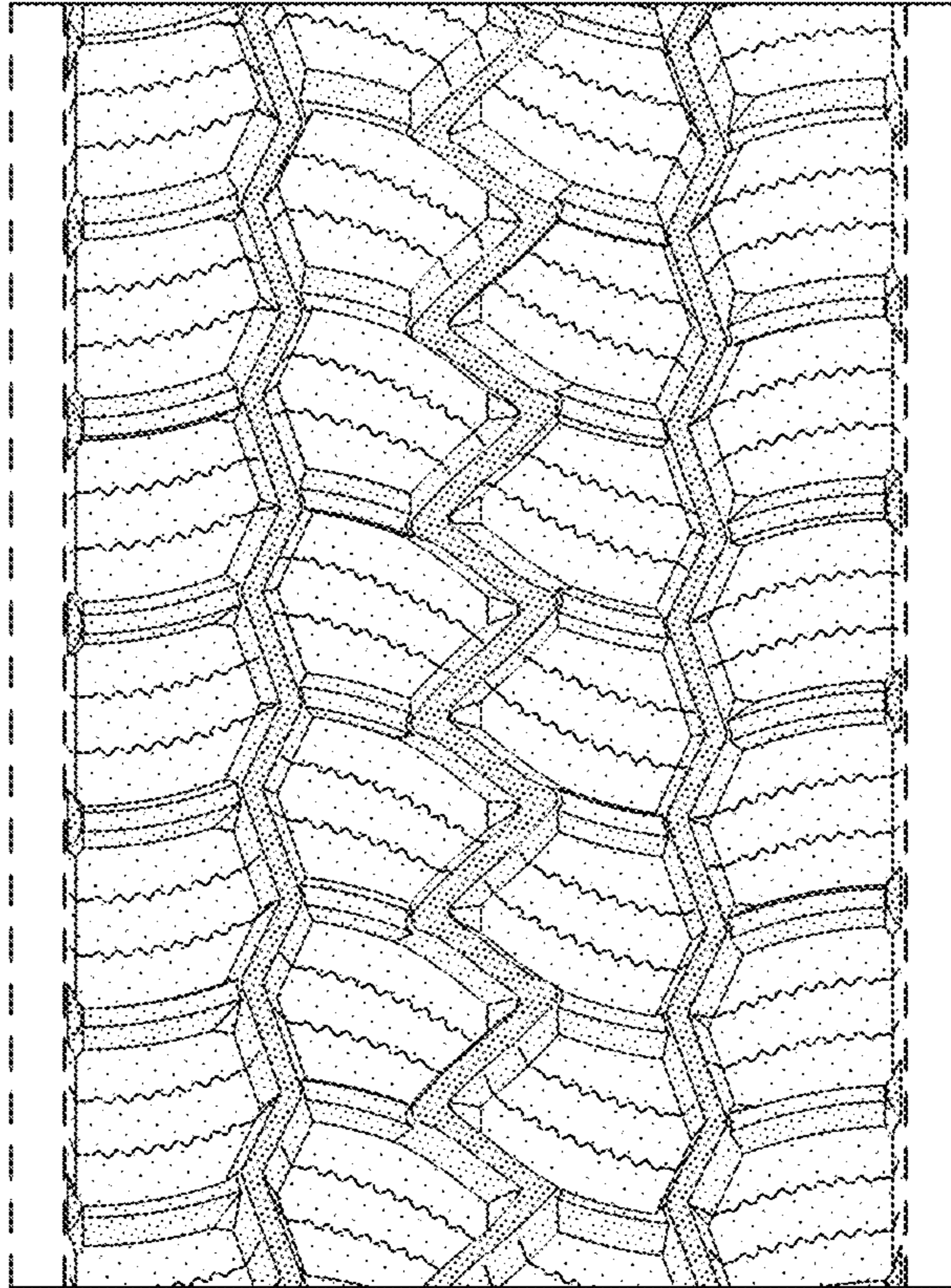


FIG - 4

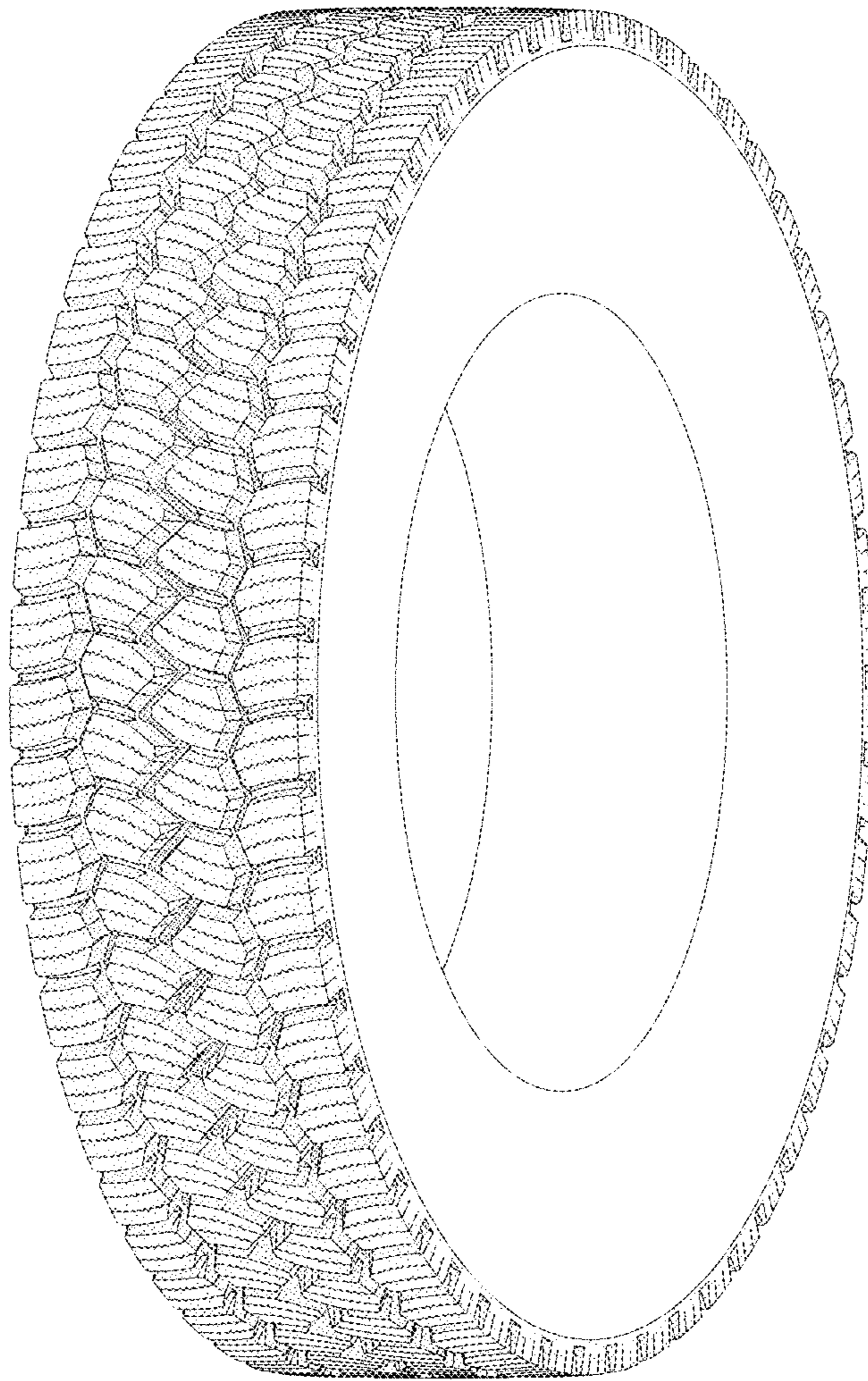


FIG - 5

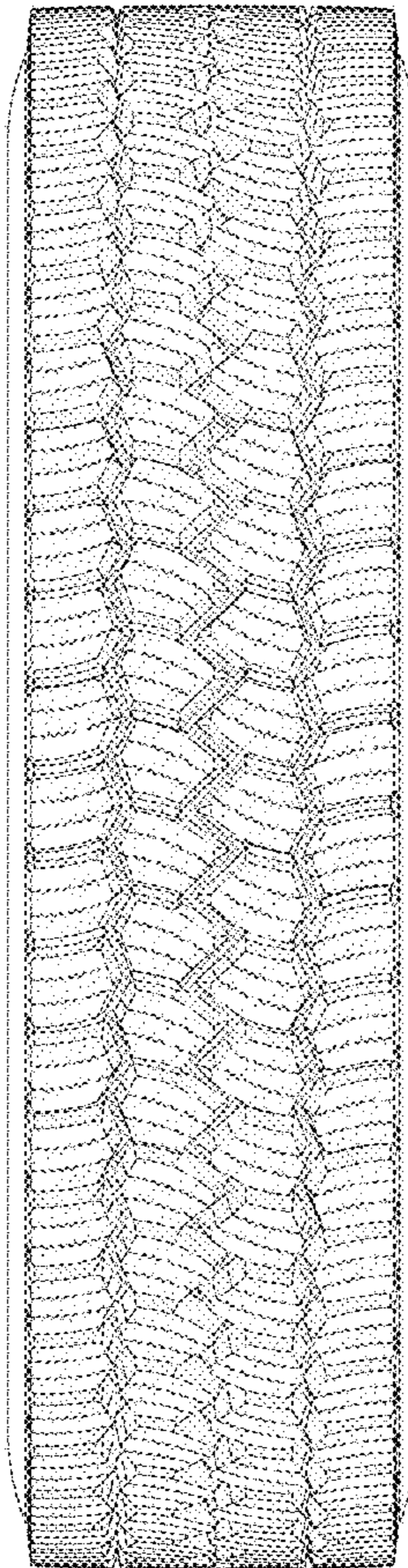


FIG - 6