



US00D860927S

(12) **United States Design Patent** (10) **Patent No.:** **US D860,927 S**
Dixon et al. (45) **Date of Patent:** **** Sep. 24, 2019**

(54) **TIRE** D528,500 S 9/2006 Le et al. D12/600
D534,858 S 1/2007 Le et al. D12/553
(71) Applicant: **The Goodyear Tire & Rubber Company, Akron, OH (US)** D541,737 S 5/2007 Cazin-Bourguignon et al. D12/600

(Continued)

(72) Inventors: **Max Harold Dixon, Kent, OH (US); Samin Askarian, Irvine, CA (US); Joel Joseph Lazeration, Copley, OH (US); Ahmad Shafiq Bani Hani, Peninsula, OH (US)**

OTHER PUBLICATIONS

U.S. Appl. No. 29/585,601, filed Nov. 28, 2016, Goodyear.
(Continued)

(73) Assignee: **The Goodyear Tire & Rubber Company, Akron, OH (US)**

Primary Examiner — George D. Kirschbaum
Assistant Examiner — Joseph J Kukella
(74) *Attorney, Agent, or Firm* — Robert N. Lipsik

(**) Term: **15 Years**

(57) **CLAIM**

The ornamental Design for a tire, as shown and described.

(21) Appl. No.: **29/653,179**

DESCRIPTION

(22) Filed: **Jun. 13, 2018**

(51) **LOC (12) Cl.** **12-15**

(52) **U.S. Cl.**
USPC **D12/600**

(58) **Field of Classification Search**
USPC D12/568–603
CPC B60C 2011/0341; B60C 2011/0344; B60C 2011/0348

See application file for complete search history.

FIG. 1 is a perspective view of a tire showing our new design, it being understood that the pattern repeats uniformly throughout the circumference of the tread;
FIG. 2 is a front elevational view thereof;
FIG. 3 is a right side elevational view thereof; the left side elevational view being identical thereto;
FIG. 4 is an enlarged fragmentary front elevational view thereof;
FIG. 5 is a perspective view of a second embodiment of a tire showing my new design, it being understood that the interior of the tire forms no part of the claim, that the pattern repeats uniformly throughout the circumference of the tread and that the opposite side view is identical thereto; and,
FIG. 6 is a front elevational view of a second embodiment, it being understood that an enlarged fragmentary view thereof would be substantially identical to that shown in FIG. 4, with the exception of the inclusion of the sidewall in the claim.

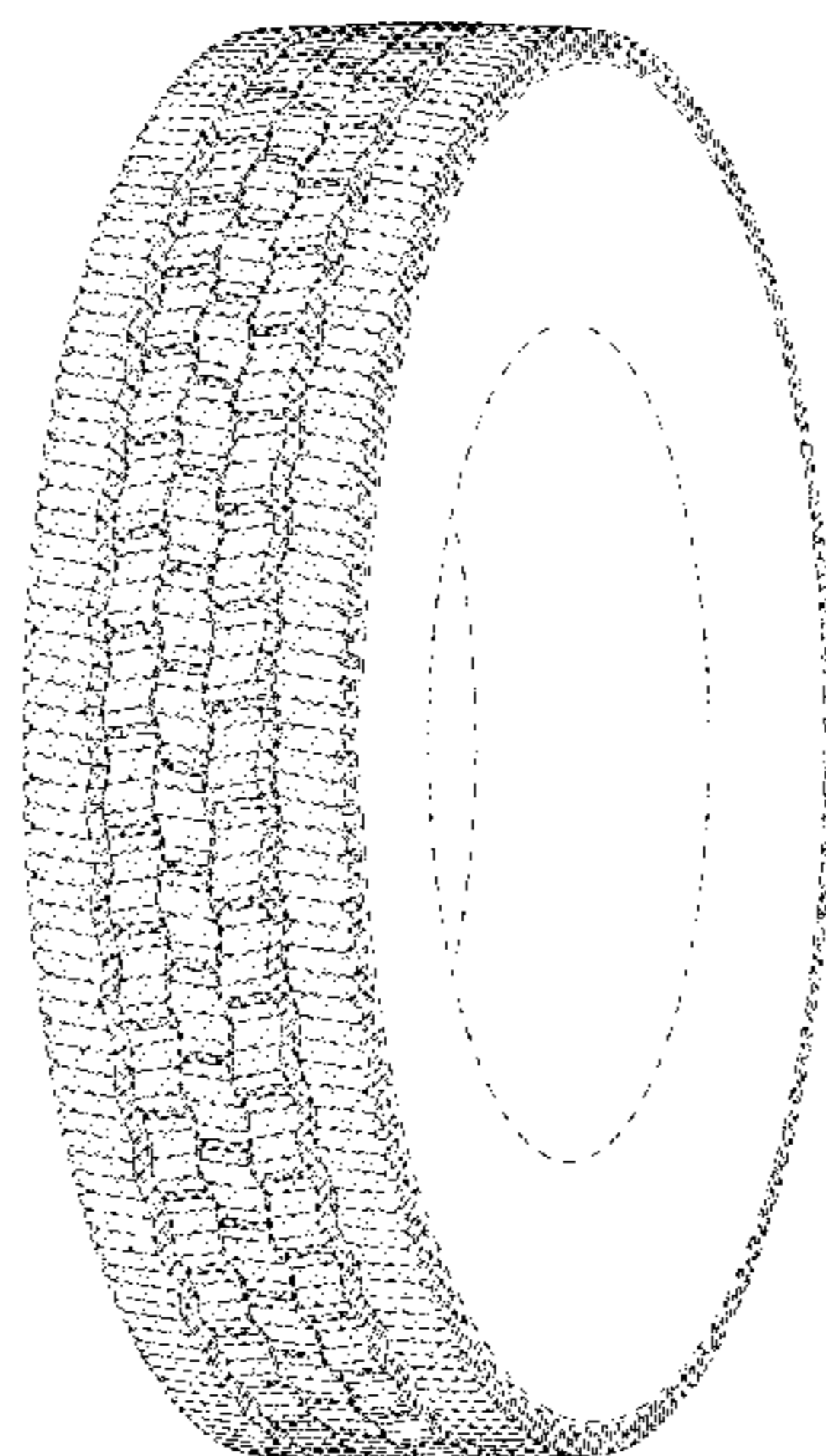
In the drawings, the broken lines immediately adjacent to the outer edges of the tire shoulder represent boundaries of the claim, and the broken lines depict environmental subject matter only and form no part of the claimed design.

(56) **References Cited**

U.S. PATENT DOCUMENTS

D387,715 S	12/1997	Miller et al.	D12/147
D410,420 S	6/1999	de Barys	D12/147
D423,419 S	4/2000	Kemp, Jr. et al.	D12/142
D458,584 S	6/2002	Young et al.	D12/600
D480,045 S	9/2003	Durand et al.	D12/601
D484,092 S *	12/2003	Okamoto	D12/600
D497,875 S	11/2004	Le et al.	D12/594
D500,288 S	12/2004	Maziarka et al.	D12/601
D517,978 S	3/2006	Robert	D12/600

1 Claim, 6 Drawing Sheets



(56)

References Cited

U.S. PATENT DOCUMENTS

D554,055 S 10/2007 Beauguitte et al. D12/600
 D563,863 S * 3/2008 Campana D12/600
 D569,334 S 5/2008 Maziarka et al. D12/600
 D592,590 S 5/2009 Janesh et al. D12/600
 D601,085 S 9/2009 Janesh et al. D12/600
 D610,076 S * 2/2010 Tobino D12/600
 D616,357 S 5/2010 Cerny D12/600
 D619,081 S 7/2010 Nicolas et al. D12/571
 D640,185 S 6/2011 Scheuren et al. D12/588
 D640,969 S 7/2011 Scheuren et al. D12/588
 D645,806 S 9/2011 Dixon et al. D12/579
 D645,810 S 9/2011 Le et al. D12/600
 D647,470 S 10/2011 Bachtel et al. D12/600
 D653,199 S 1/2012 Scheuren et al. D12/588
 D660,223 S 5/2012 Dixon et al. D12/600
 D667,365 S 9/2012 Dixon et al. D12/594
 D674,743 S 1/2013 Uphouse et al. D12/600
 D676,800 S 2/2013 Buchinger-Barnstorf ... D12/580
 D735,650 S 8/2015 Bachtel et al. D12/600
 D736,695 S 8/2015 Dixon et al. D12/594
 D738,293 S 9/2015 Cothran et al. D12/580

D738,815 S 9/2015 Dixon et al. D12/594
 D754,589 S 4/2016 Koog D12/568
 D767,475 S 9/2016 Scheifele et al. D12/580
 D770,371 S 11/2016 Mathonet et al. D12/601
 D779,420 S 2/2017 Krier et al. D12/601
 D780,681 S 3/2017 Krier et al. D12/600
 D787,436 S 5/2017 Dixon et al. D12/600
 D811,992 S 3/2018 Di-Mauro et al. D12/588
 D813,796 S 3/2018 Dixon et al. D12/588
 D813,797 S 3/2018 Dixon et al. D12/588
 D815,014 S 4/2018 Sadananda et al. D12/521
 D815,015 S 4/2018 Le et al. D12/521
 D820,778 S * 6/2018 Mansuy D12/600
 D822,588 S * 7/2018 Skurich D12/600
 D837,136 S * 1/2019 Muller D12/600
 D845,225 S * 4/2019 Kochanek D12/600

OTHER PUBLICATIONS

U.S. Appl. No. 29/591,208, filed Jan. 18, 2017, Goodyear.
 U.S. Appl. No. 29/598,957, filed Mar. 30, 2017, Goodyear.
 U.S. Appl. No. 29/605,857, filed May 31, 2017, Goodyear.
 U.S. Appl. No. 29/605,859, filed May 31, 2017, Goodyear.

* cited by examiner

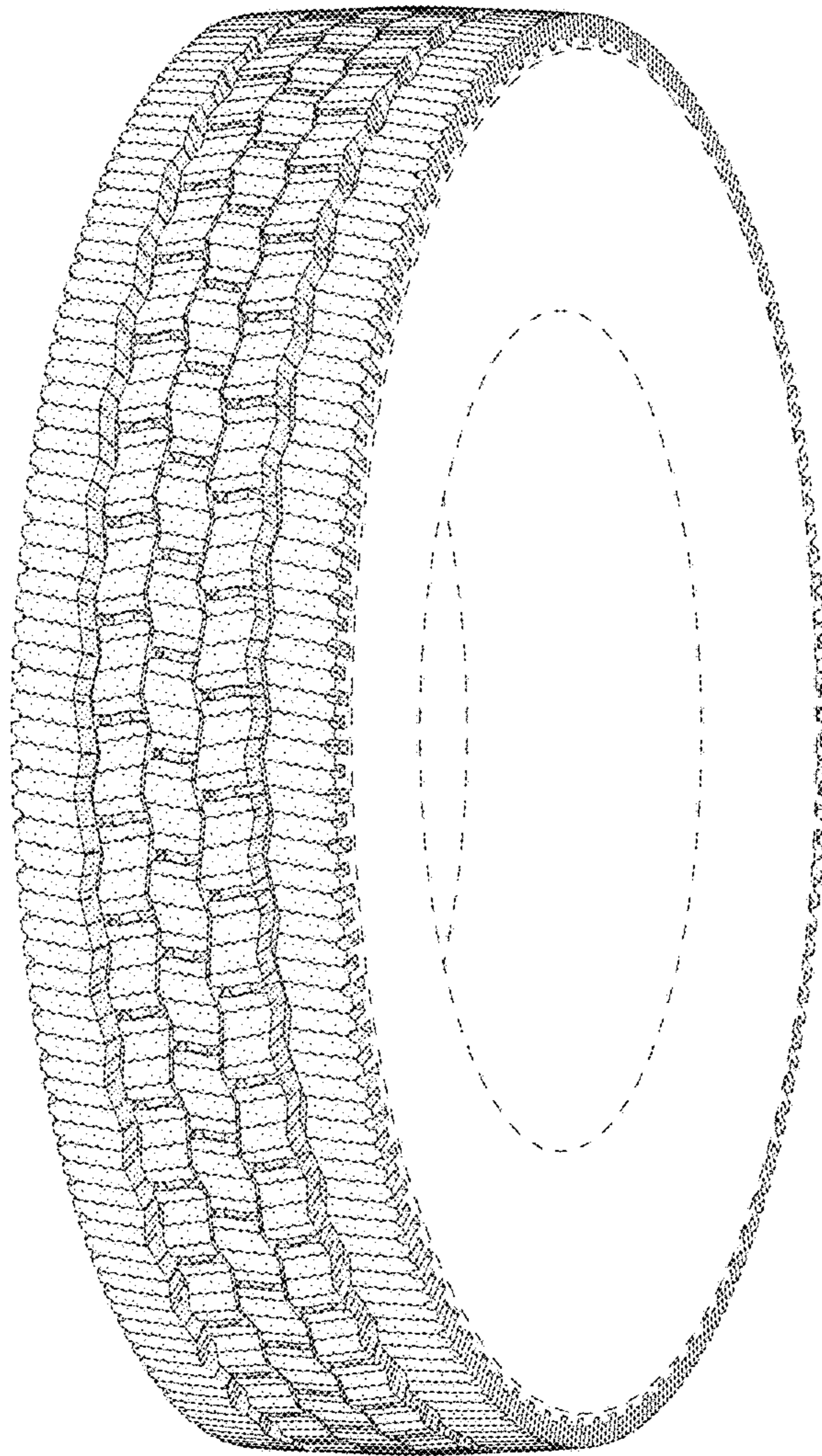


FIG - 1

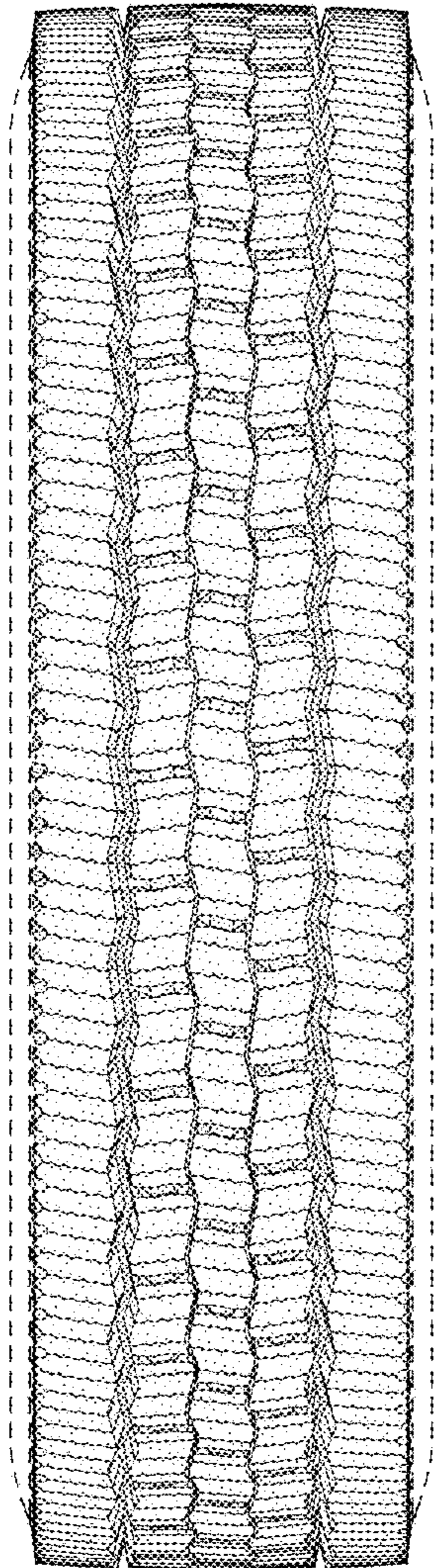


FIG - 2

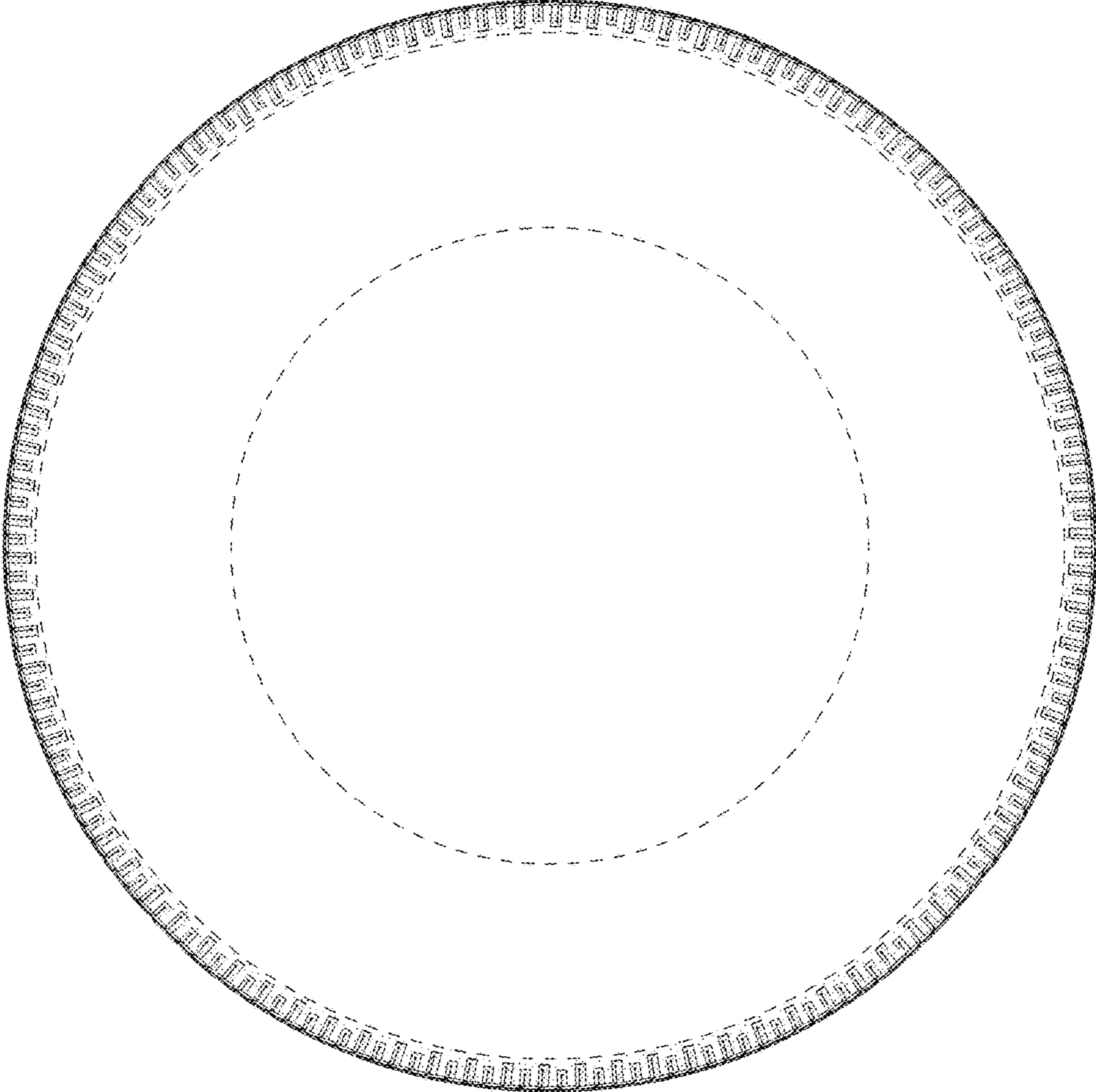


FIG - 3

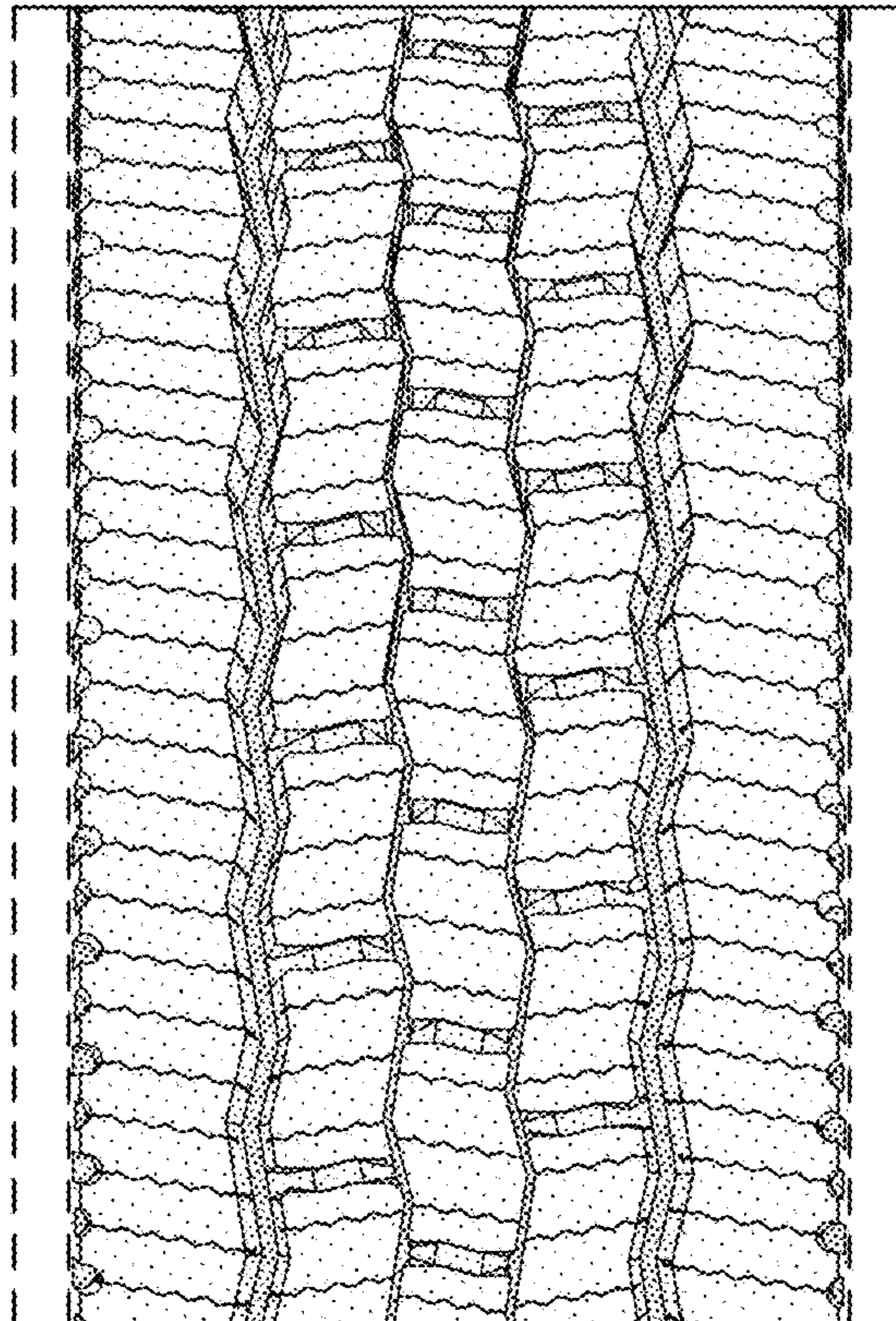


FIG - 4

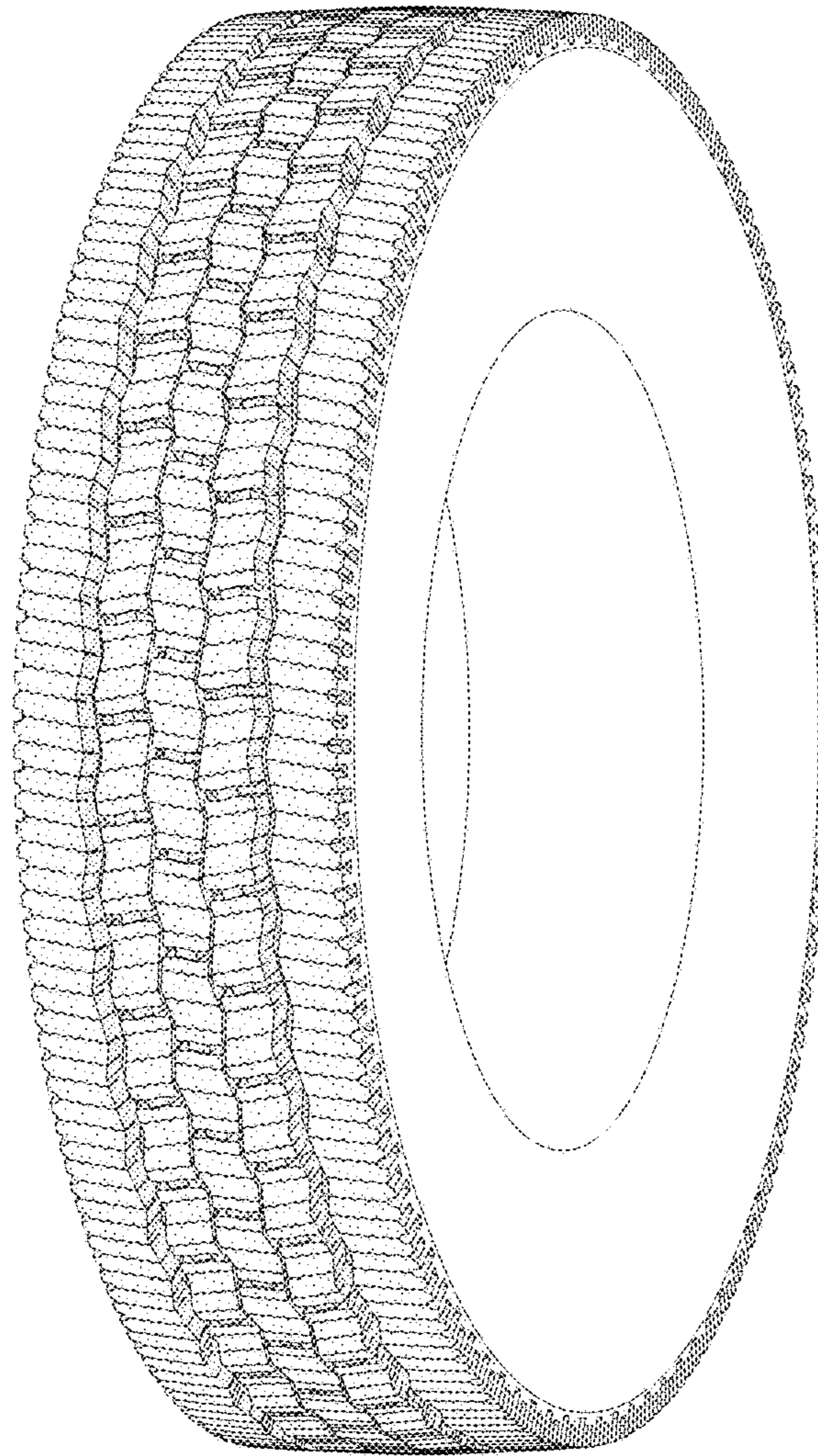


FIG - 5

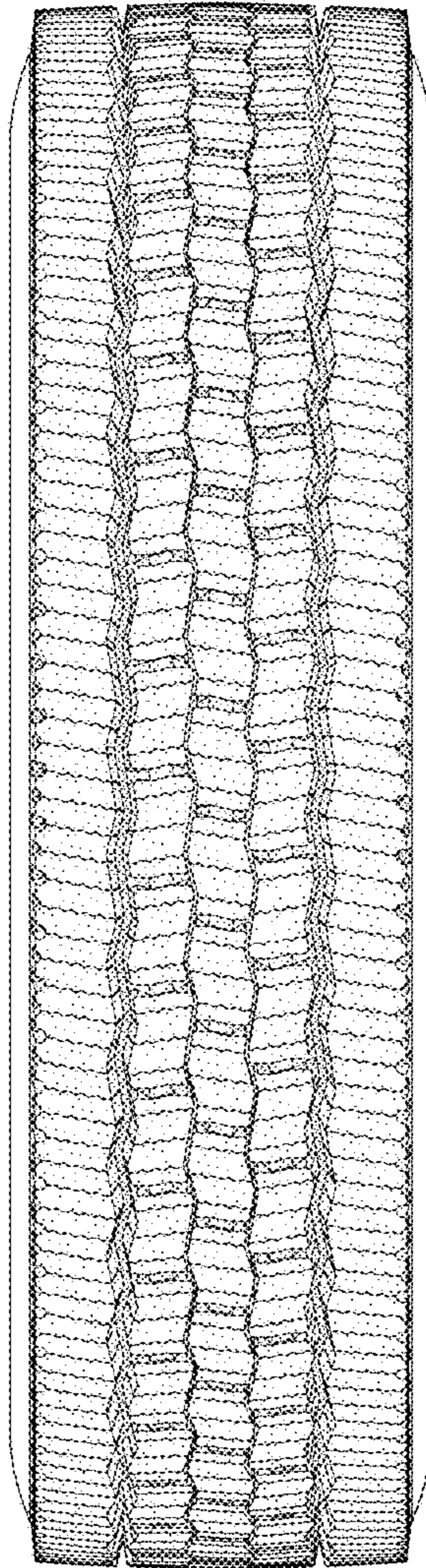


FIG - 6