



US00D860926S

(12) **United States Design Patent**
Vaissaud

(10) **Patent No.:** **US D860,926 S**
(45) **Date of Patent:** **** Sep. 24, 2019**

- (54) **TIRE**
- (71) Applicant: **The Goodyear Tire & Rubber Company, Akron, OH (US)**
- (72) Inventor: **Julien Alexandre Vaissaud, Arlon (BE)**
- (73) Assignee: **The Goodyear Tire & Rubber Company, Akron, OH (US)**
- (**) Term: **15 Years**
- (21) Appl. No.: **29/614,812**
- (22) Filed: **Aug. 23, 2017**
- (51) **LOC (12) Cl.** **12-15**
- (52) **U.S. Cl.**
USPC **D12/591; D12/598**
- (58) **Field of Classification Search**
USPC D12/502, 518, 524, 550, 556, 570, 585,
D12/590, 591, 598
CPC B60C 11/04; B60C 2011/0388; B60C
2011/0341; B60C 2011/0348
See application file for complete search history.

- 2,236,903 A 4/1941 Hale 159/209
- 2,272,879 A * 2/1942 Hargraves B60C 11/0309
152/209.22
- 2,501,828 A * 3/1950 Overman B60C 11/0306
152/209.27
- 2,534,869 A * 12/1950 Jones B60C 11/0306
152/209.8

(Continued)

Primary Examiner — Robert M. Spear
(74) *Attorney, Agent, or Firm* — Robert N. Lipsik

(57) **CLAIM**

The ornamental design for a tire, as shown and described.

DESCRIPTION

FIG. 1 is a perspective view of a tire showing my design, it being understood that the pattern repeats uniformly throughout the circumference of the tread;
 FIG. 2 is a front elevational view thereof;
 FIG. 3 is a right side elevational view thereof; the left side elevational view being identical thereto;
 FIG. 4 is an enlarged fragmentary front elevational view thereof;
 FIG. 5 is a perspective view of a second embodiment of a tire showing our new design, it being understood that the interior of the tire forms no part of the claim, that the pattern repeats uniformly throughout the circumference of the tread and that the opposite side view is identical thereto; and,
 FIG. 6 is a front elevational view of a second embodiment, it being understood that an enlarged fragmentary view thereof would be substantially identical to that shown in FIG. 4, with the exception of the inclusion of the sidewall in the claim.

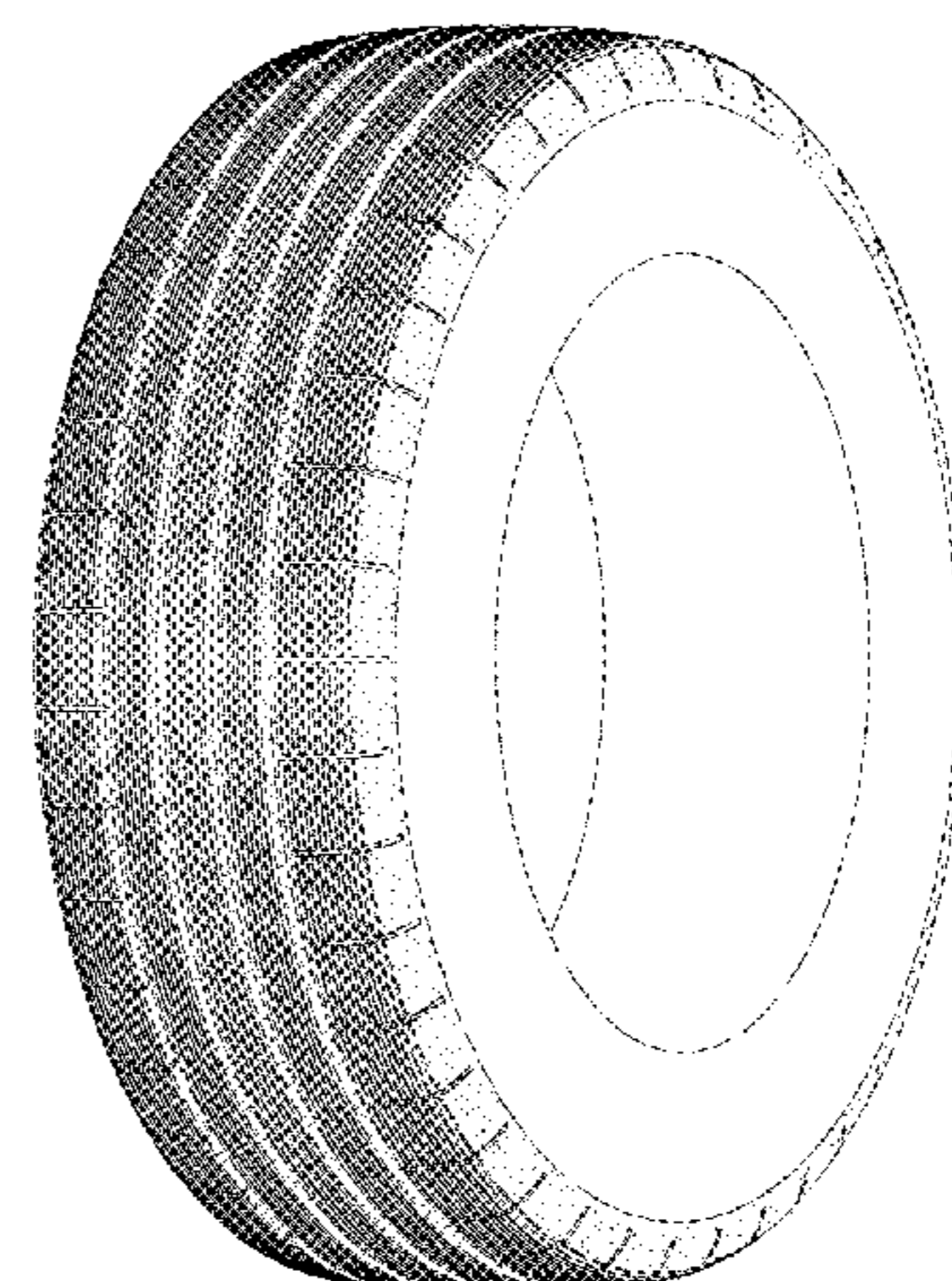

In the drawings, the broken lines immediately adjacent to the outer edges of the tire shoulder represent boundaries of the claim, and the broken lines depict environmental subject matter only and form no part of the claimed design.

(56) **References Cited**

U.S. PATENT DOCUMENTS

- D52,430 S * 9/1918 Destribats B60C 11/00
D12/570
- D53,096 S * 3/1919 Witsaman B60C 11/0306
D12/570
- D70,328 S * 6/1926 Hower B60C 11/0309
152/209.13
- D71,275 S * 10/1926 Hower D12/570
- D112,165 S * 11/1938 Anderson D12/591
- D112,687 S * 12/1938 Yelm D12/585
- D114,954 S * 5/1939 Kraft 152/209.28
- D117,660 S * 11/1939 Allen D12/591
- D122,570 S * 9/1940 Hawkinson D12/556
- D125,790 S * 3/1941 Thatcher D12/591

1 Claim, 6 Drawing Sheets



(56)

References Cited

U.S. PATENT DOCUMENTS

D162,131 S *	2/1951	Dodson	D12/591
D171,497 S	2/1954	Hawkinson	D90/20
D210,925 S *	4/1968	Hawkinson	D12/570
5,371,685 A	12/1994	Bandel et al.	364/505
D413,556 S *	9/1999	Krupa	D12/591
D429,480 S *	8/2000	Bonko	D12/500
D528,067 S	9/2006	Brown et al.	D12/535
D599,276 S	9/2009	Fontaine et al.	D12/519
D601,082 S	9/2009	Cazin-Bourguignon et al.	D12/583
D601,939 S	10/2009	Fontaine et al.	D12/519
D640,968 S	7/2011	Cazin-Bourguignon et al.	D12/583
D645,807 S	9/2011	Scharis et al.	D12/583
D645,809 S	9/2011	Murphy et al.	D12/586
D646,630 S	10/2011	Scharis et al.	D12/600
D653,198 S *	1/2012	Buchinger-Barnstorf ...	D12/585
D659,633 S	5/2012	Bindner et al.	D12/521
D665,729 S *	8/2012	Lundgren	D12/570
D667,779 S	9/2012	Murphy et al.	D12/587
D730,271 S *	5/2015	Lundgren	D12/585
D754,062 S *	4/2016	Schuessler	D12/591
D780,102 S	2/2017	Khwanchart et al.	D12/590
D805,464 S *	12/2017	Ma	D12/598
D826,140 S *	8/2018	Sprowl	D12/556
2010/0218865 A1 *	9/2010	Kim	B60C 11/00 152/209.1

* cited by examiner

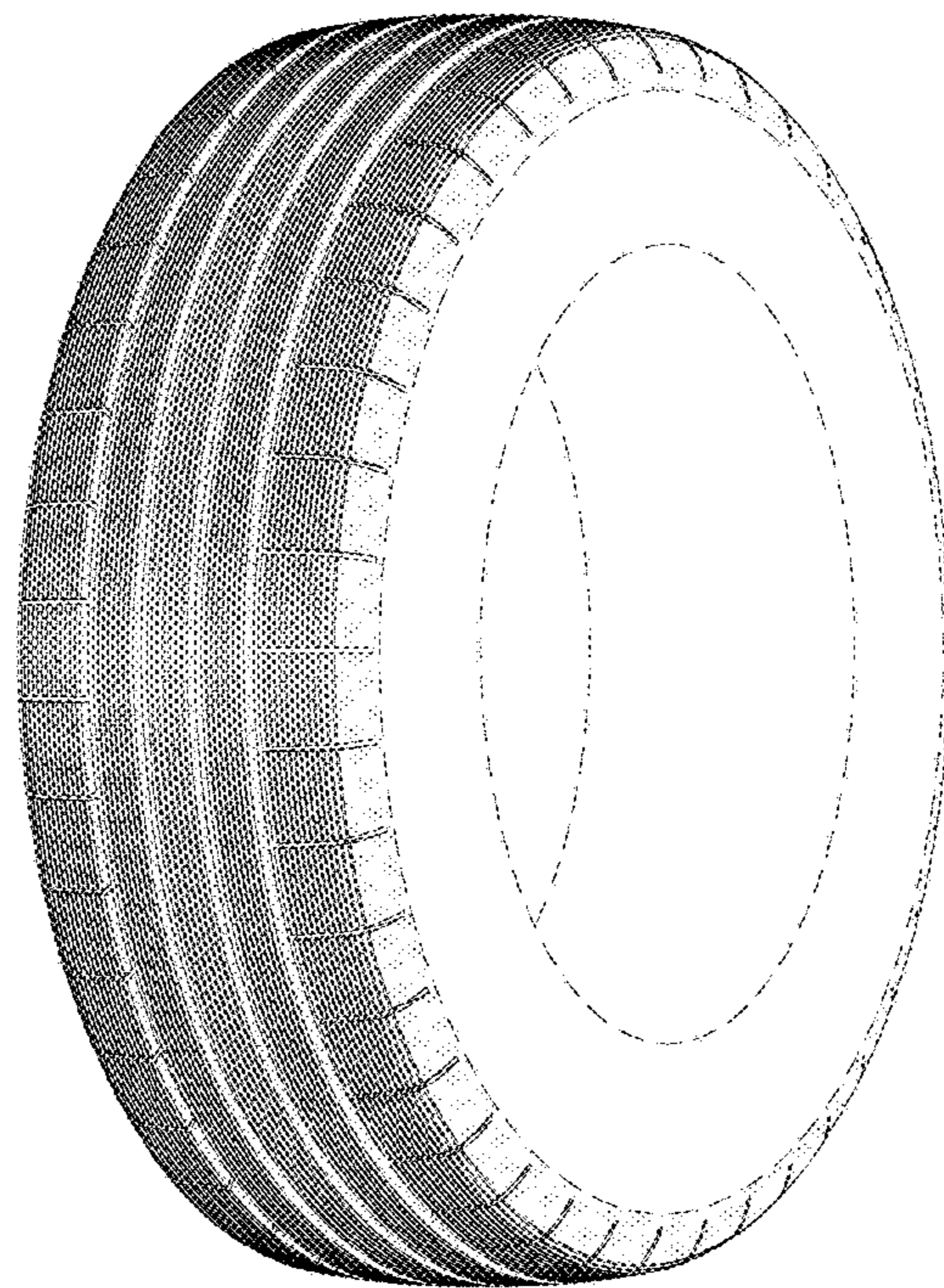


FIG. 1




FIG. 2

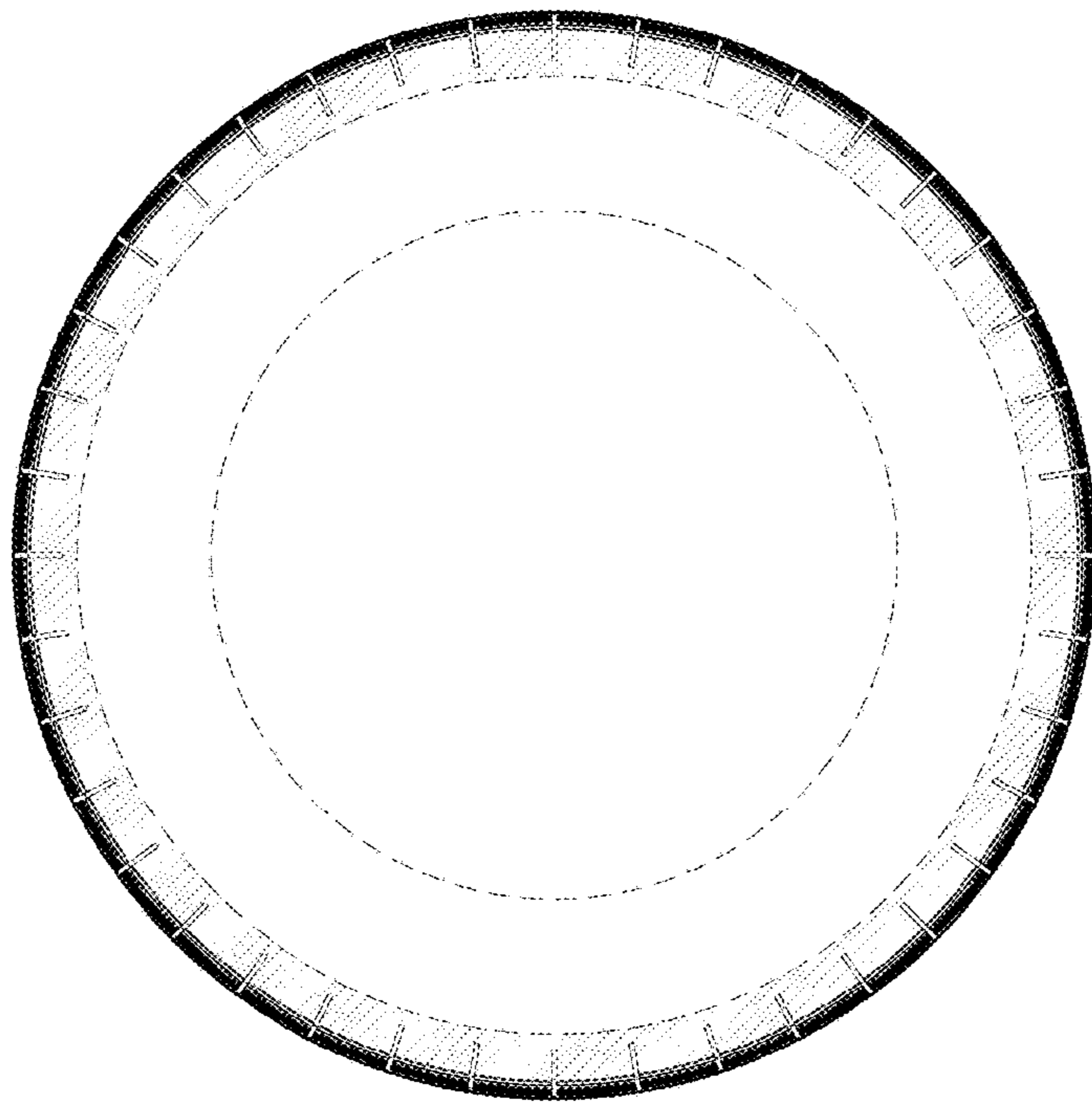


FIG. 3




FIG. 4

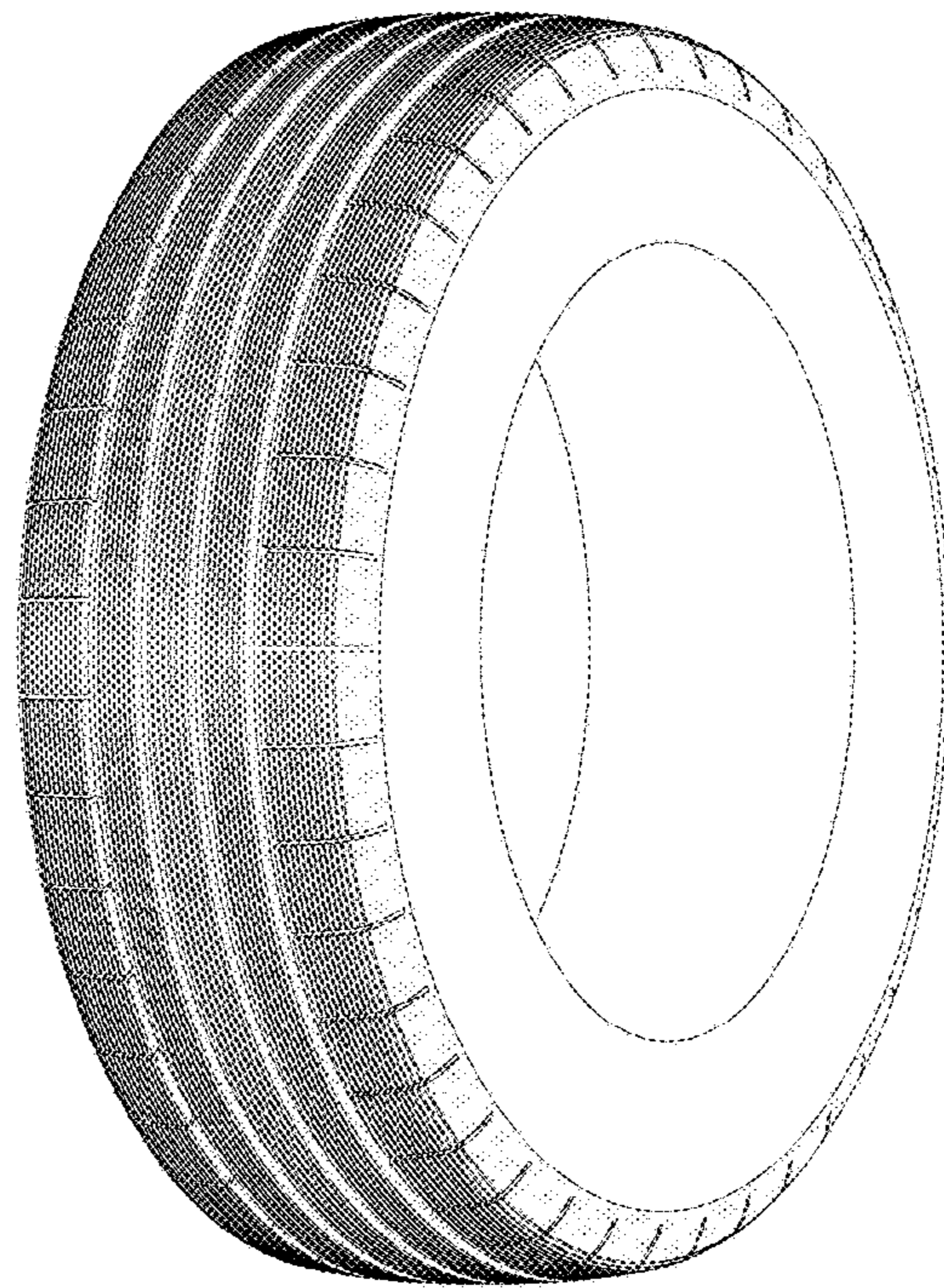


FIG. 5




FIG. 6