

US00D860922S

(12) **United States Design Patent**
Montarras et al.

(10) **Patent No.:** **US D860,922 S**
(45) **Date of Patent:** **** Sep. 24, 2019**

- (54) **TIRE**
- (71) Applicant: **COMPAGNIE GENERALE DES ETABLISSEMENTS MICHELIN**, Clermont-Ferrand (FR)
- (72) Inventors: **Michel Montarras**, Clermont-Ferrand (FR); **Frédéric Sarazin**, Clermont-Ferrand (FR)
- (73) Assignee: **COMPAGNIE GENERALE DES ETABLISSEMENTS MICHELIN** (FR)

- D346,775 S 5/1994 Loser
- D351,368 S 10/1994 Graas et al.
- D355,876 S 2/1995 Diensthuber
- D360,861 S 8/1995 Graas et al.
- D361,966 S 9/1995 Graas et al.
- D370,880 S 6/1996 Graas
- D379,449 S 5/1997 Graas
- D390,512 S 2/1998 Eromaki
- D397,971 S 9/1998 Horie
- D398,888 S 9/1998 de Barsy
- D402,241 S 12/1998 Villamizar
- D403,633 S 1/1999 Legge
- D409,123 S 5/1999 Heinen et al.

(Continued)

- (**) Term: **15 Years**
- (21) Appl. No.: **29/657,094**
- (22) Filed: **Jul. 19, 2018**

FOREIGN PATENT DOCUMENTS

- EM 0022751640001 7/2013
- EP 0609194 A1 8/1994

(Continued)

(30) **Foreign Application Priority Data**

Jan. 19, 2018 (FR) 2018-0296

- (51) **LOC (12) Cl.** **12-15**
- (52) **U.S. Cl.**
USPC **D12/563**

- (58) **Field of Classification Search**
USPC D12/505, 519, 521-524, 533-567
CPC B60C 11/0302; B60C 2011/0358; B60C 2011/0374; B60C 2011/0386; B60C 2011/0388

See application file for complete search history.

(56) **References Cited**

U.S. PATENT DOCUMENTS

- D275,386 S 9/1984 Baus
- D275,474 S 9/1984 Graas
- 4,726,407 A 2/1988 Hayakawa et al.
- D296,541 S 7/1988 Gettys
- 5,131,443 A 7/1992 Kuhr et al.

Primary Examiner — George D. Kirschbaum
Assistant Examiner — Joseph J Kukella
(74) *Attorney, Agent, or Firm* — Dickinson Wright PLLC

(57) **CLAIM**

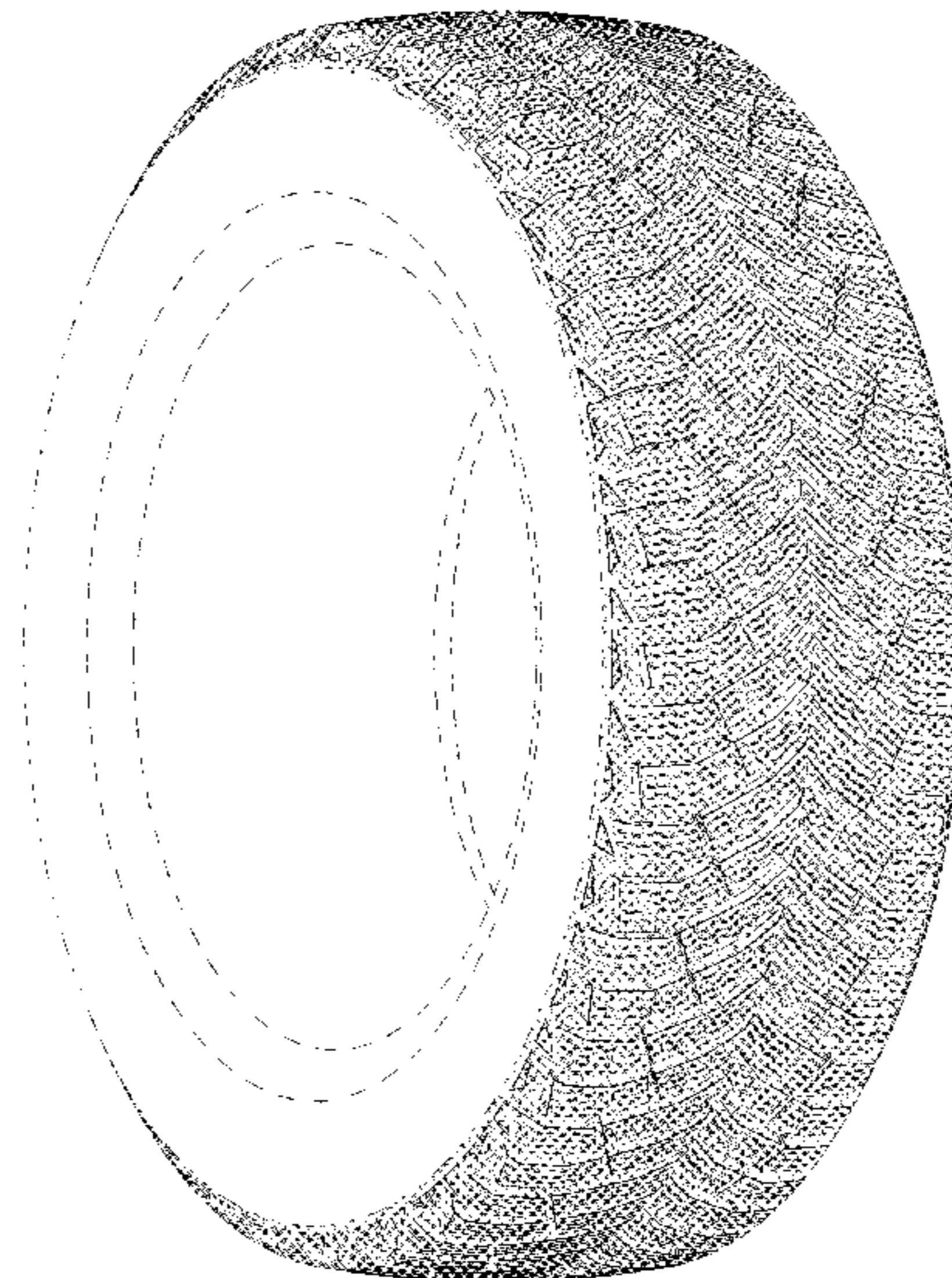
The ornamental design for a tire, as shown and described.

DESCRIPTION

FIG. 1 is a perspective view of the tire of our design; FIG. 2 is a front elevation view of the tire of our design; FIG. 3 is a side elevation view of the tire of our design; FIG. 4 is a side elevation view of the tire of our design, taken from the opposite side of that shown in FIG. 3; and, FIG. 5 is an enlarged, partial view of the tire of FIG. 1, as indicated by the break lines.

The dash-dot-dot-dash lines define the peripheral boundaries of the claim. The broken line disclosure in the drawings depicts environmental subject matter forming no part of the claimed design. The tread pattern repeats over the circumference of the tire.

1 Claim, 5 Drawing Sheets



(56)

References Cited

U.S. PATENT DOCUMENTS

D426,855 S 6/2000 Niwa et al.
 D429,194 S 8/2000 Heinen et al.
 D431,800 S 10/2000 Heinen
 D432,057 S 10/2000 Himuro
 D444,427 S 7/2001 Heinen
 D444,743 S 7/2001 Labbe
 D446,170 S 8/2001 Williams
 D451,853 S 12/2001 Heinen
 D451,866 S 12/2001 Ratliff et al.
 D452,198 S 12/2001 Heinen
 D454,523 S 3/2002 Traulle
 6,352,091 B1 3/2002 Hanya
 D455,998 S 4/2002 Heinen
 D472,872 S 4/2003 O
 D487,053 S 2/2004 Masuko
 D491,516 S 6/2004 Miller et al.
 D498,459 S 11/2004 Allison
 D503,375 S 3/2005 Heinen
 D504,387 S 4/2005 Welbes et al.
 D504,866 S 5/2005 Collette
 D505,111 S 5/2005 Allison et al.
 D512,682 S 12/2005 Krenz
 D516,998 S 3/2006 Wang
 D531,955 S 11/2006 Fontaine et al.
 D535,247 S 1/2007 Shondel
 D535,248 S 1/2007 Ashton
 D548,677 S 8/2007 Welbes et al.
 D548,678 S 8/2007 Welbes et al.
 D548,679 S 8/2007 de Briey-Terlinden
 D544,827 S 9/2007 Si-On Lee
 D550,148 S 9/2007 Fontaine et al.
 D555,581 S 11/2007 Salvan
 D556,669 S 12/2007 Fugier et al.
 D579,861 S 11/2008 Haas et al.
 D579,862 S 11/2008 Harvey
 D579,863 S 11/2008 Harvey et al.
 D588,525 S 3/2009 Tanaka
 D588,526 S 3/2009 Tanaka
 D589,435 S 3/2009 Ashton
 D591,220 S 4/2009 Minagawa
 D591,672 S 5/2009 de Briey-Terlinden
 D595,218 S 6/2009 Roidceq et al.
 D595,639 S 7/2009 de Briey-Terlinden
 D596,108 S 7/2009 Maxwell
 D596,109 S 7/2009 de Briey-Terlinden
 D601,946 S 10/2009 Fontaine et al.
 D603,327 S * 11/2009 Chung D12/552
 D606,007 S 12/2009 Fontaine
 D606,008 S 12/2009 D'Abrigeon
 D606,927 S 12/2009 Kang
 D607,810 S 1/2010 Oizumi et al.
 D607,811 S 1/2010 Harvey
 D610,963 S 3/2010 Ochi

D612,324 S 3/2010 Harvey et al.
 D615,479 S 5/2010 Lee
 D616,809 S 6/2010 Maxwell
 D622,657 S 8/2010 Leocadio
 D624,872 S 10/2010 Maxwell
 D626,911 S 11/2010 Takeshima
 D634,700 S 3/2011 Ebel et al.
 D640,184 S 6/2011 de Briey-Terlinden
 D640,966 S 7/2011 Fontaine et al.
 D644,597 S 9/2011 Lucas
 D651,163 S 12/2011 Shimizu et al.
 D662,454 S 6/2012 Fontaine
 D666,205 S 8/2012 Li
 D668,205 S 10/2012 Ebel et al.
 D683,301 S 5/2013 Kang
 D684,523 S 6/2013 Scheuren
 D684,922 S 6/2013 Scheuren
 D694,172 S 11/2013 Takei
 D705,718 S 5/2014 Hirama
 D710,292 S 8/2014 Le
 D717,237 S 11/2014 Bardin
 D718,224 S 11/2014 Guichon et al.
 D720,684 S 1/2015 Mathonet
 D721,322 S * 1/2015 Raatikainen D12/545
 D721,323 S * 1/2015 Caron D12/563
 D722,011 S * 2/2015 Raatikainen D12/563
 D722,290 S 2/2015 Jamot et al.
 D724,008 S 3/2015 Mathonet
 D724,522 S 3/2015 D'Abrigeon et al.
 D733,639 S 7/2015 Fontaine
 D733,641 S 7/2015 Mathonet
 D749,496 S 2/2016 Wang
 D754,588 S 4/2016 Hye et al.
 D757,638 S 5/2016 Yoon
 D758,286 S 6/2016 Hye et al.
 D767,473 S 9/2016 Nomura et al.
 D777,089 S 1/2017 Bardin
 D777,090 S 1/2017 Kang
 D777,649 S 1/2017 Ropars et al.
 D778,230 S 2/2017 Haanketo
 D780,107 S 2/2017 Bardin et al.
 D780,672 S 3/2017 Yoon
 D785,553 S 5/2017 Bardin
 D810,668 S 2/2018 Cavro
 D813,791 S 3/2018 Wang et al.
 D834,507 S * 11/2018 Sarazin D12/563
 D845,881 S * 4/2019 Kossi D12/563
 2008/0149237 A1 6/2008 Cambron et al.

FOREIGN PATENT DOCUMENTS

FR 06/5978 12/2006
 FR 06/5980 11/2007
 FR 07/5041 11/2017

* cited by examiner

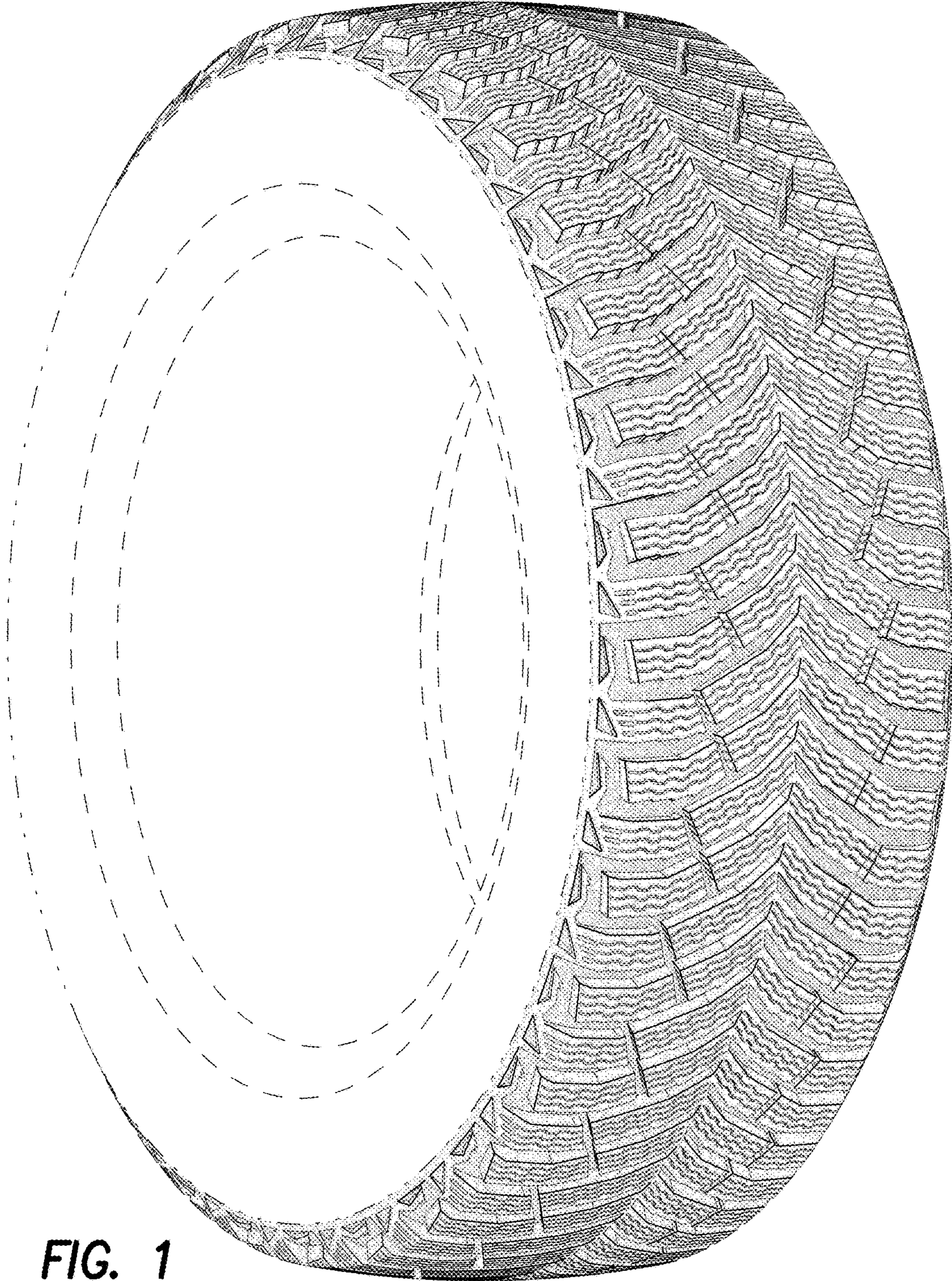


FIG. 1

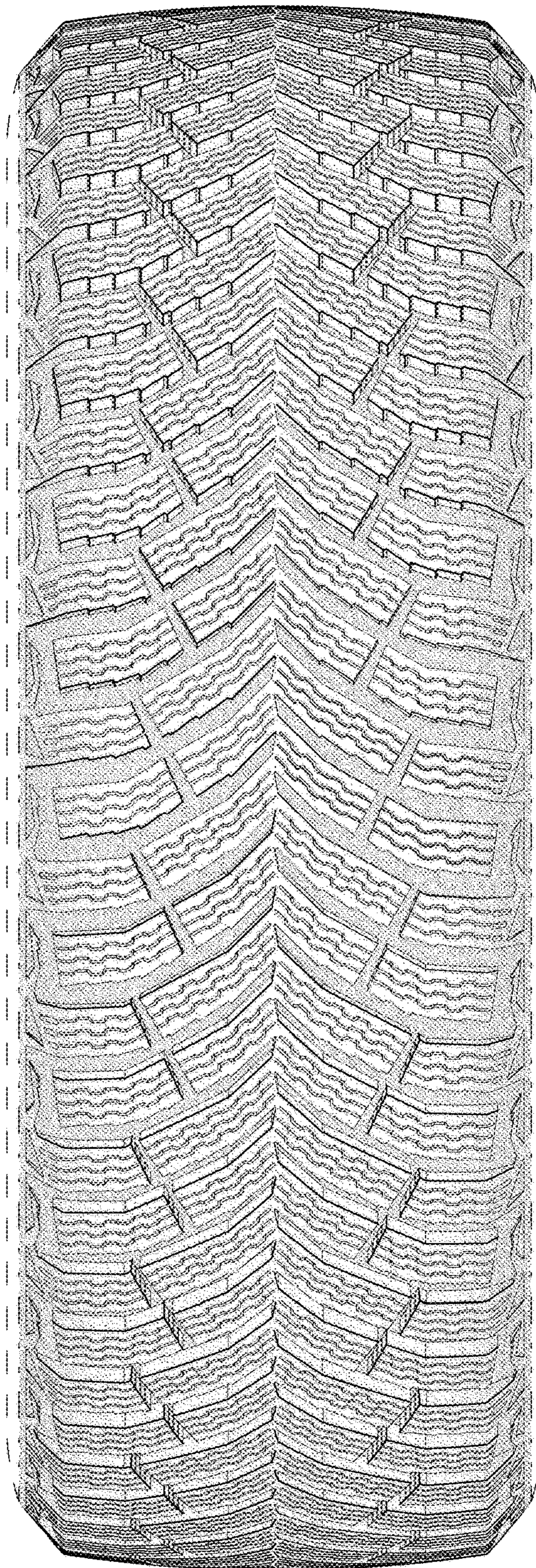


FIG. 2

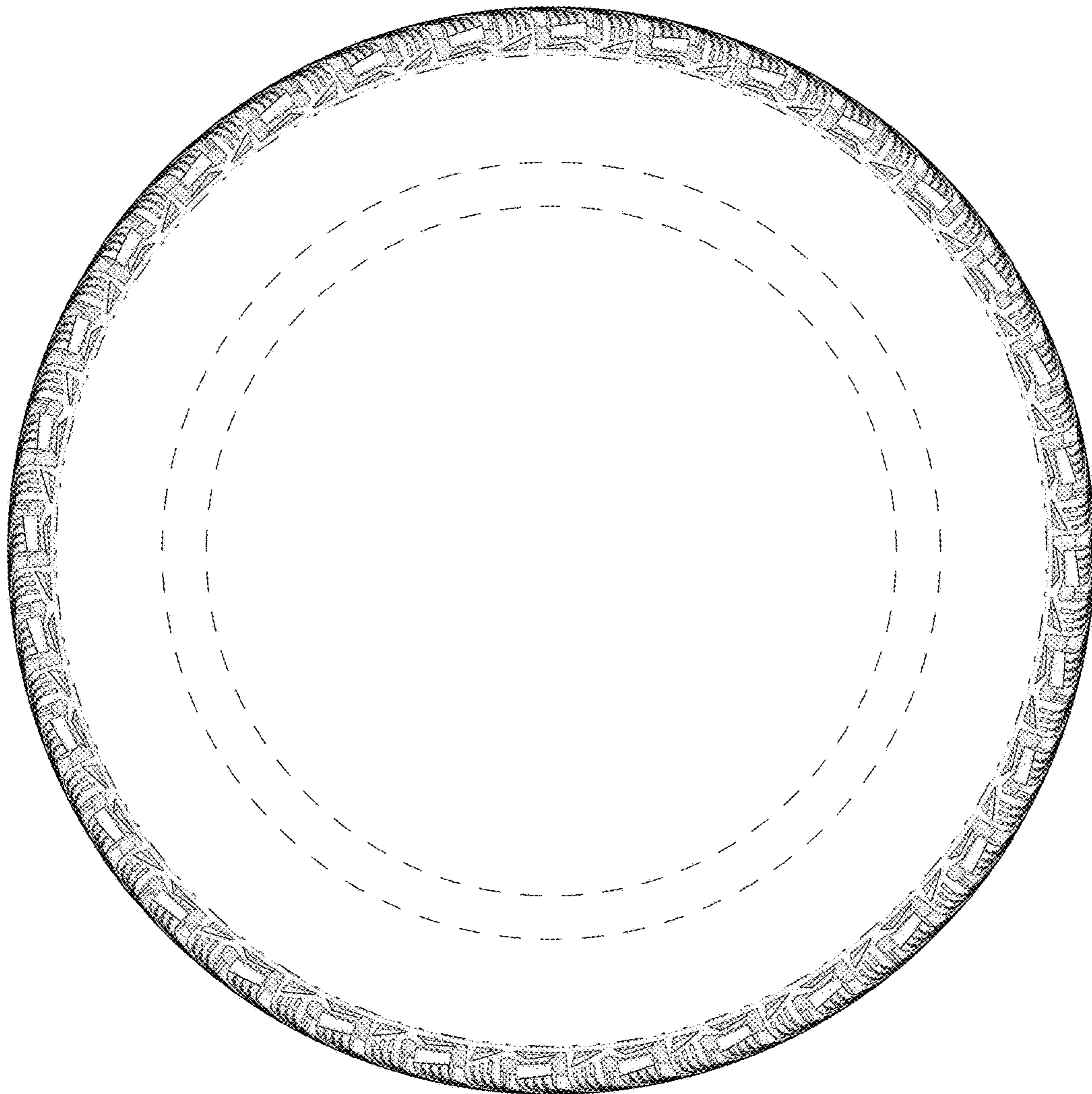


FIG. 3




FIG. 4

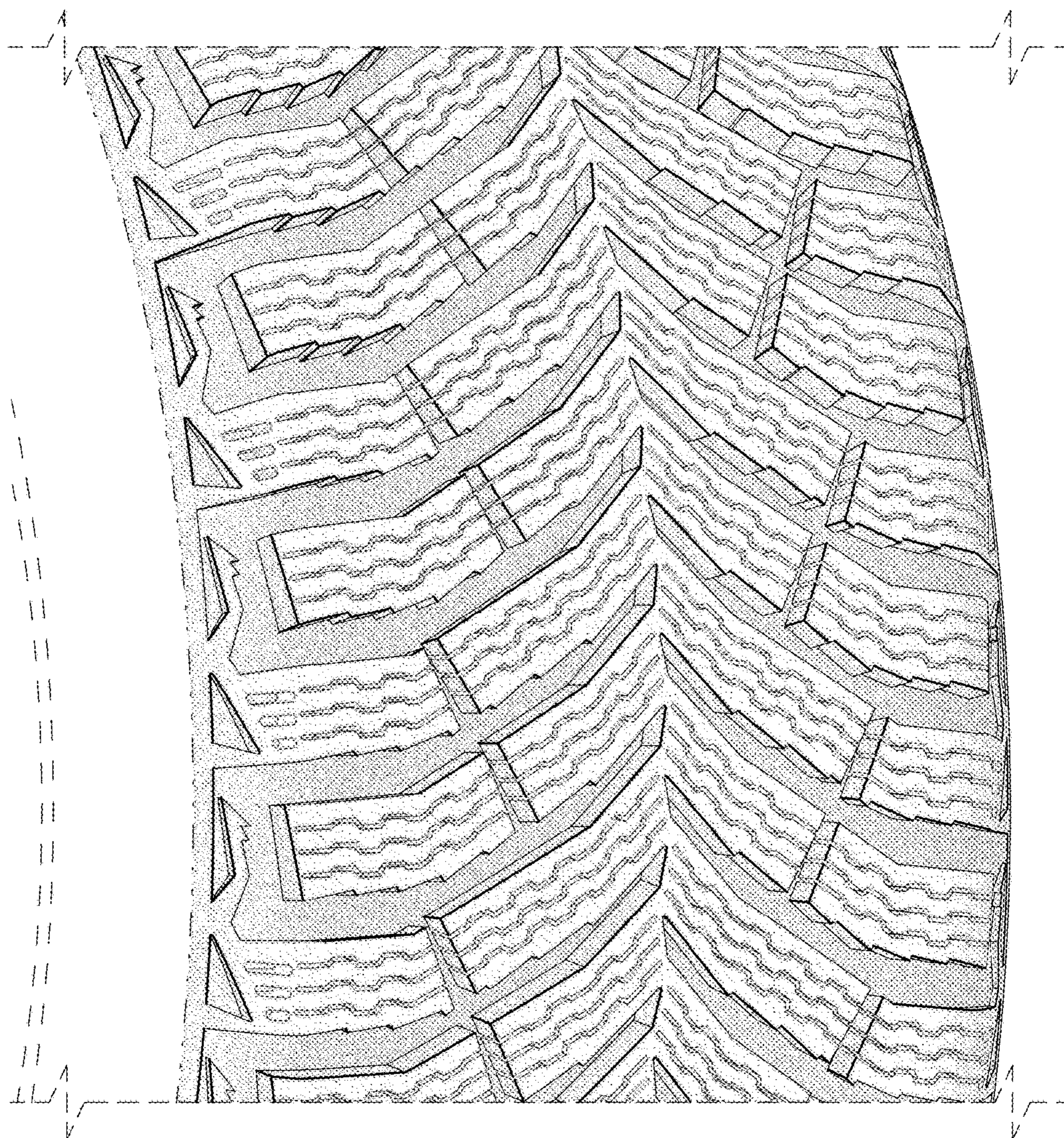


FIG. 5